



ZAGREBAČKA BURZA
THE ZAGREB STOCK EXCHANGE

2007
Trading Summary

Zagreb, January 2008

This report or any part thereof may be reprinted, copied or redistributed in any way only with prior written permission and full credit.

The information contained herein is compiled and collected with care, but total accuracy and/or completeness is not guaranteed by the Zagreb Stock Exchange (ZSE). This publication is issued with the express condition to which everyone purchasing and making use thereof assents that no liability shall be incurred by ZSE. This publication is issued for information purposes only and is not to be construed in any way as an invitation to purchase or sell any security mentioned herein. ZSE recommends to any potential investor to seek professional advice before investing.

Copyright © 2007. Zagrebačka burza d.d.
Zagreb
Ivana Lučića 2a
Croatia

Contents:

- 1. TRADING STATISTICS 1**
 - 1.1. GENERAL CHARACTERISTICS 1
 - 1.2. MONTHLY TRADING OVERVIEW 3
 - 1.3. STOCKS WITH THE LARGEST MARKET CAPITALIZATION 5
 - 1.4. MOST ACTIVE STOCKS BY TURNOVER 5
 - 1.5. STOCKS PERFORMANCE..... 6
 - 1.6. BLOCK STATISTICS PERFORMANCE 12
 - 1.7. CERTIFICATES PERFORMANCE 13
 - 1.8. COMMERCIAL PAPERS PERFORMANCE 13
 - 1.9. BONDS PERFORMANCE 13
 - 1.10. FINANCIAL RATIOS 15
 - 1.11. BEST PERFORMING STOCKS..... 16
 - 1.12. UNDER PERFORMING STOCKS 16
 - 1.13. TOP 10 MEMBERS BY EQUITY TURNOVER..... 17
 - 1.14. TOP 10 MEMBERS BY BOND TURNOVER 17
 - 1.15. TOP 10 MEMBERS BY TOTAL TURNOVER 17
- 2. PRICES AND VOLUMES FOR THE MOST ACTIVE STOCKS..... 18**
- 3. LISTED COMPANIES 22**
- 4. LISTED BONDS 30**
- 5. LISTED CERTIFICATES..... 32**
- 6. LISTED COMMERCIAL PAPERS 32**
- 7. METHODOLOGICAL REMARKS 33**

1. Trading statistics

1.1. General characteristics

Zagreb Stock Exchange annual trading report shows very successful year:

- Equity turnover increased 57% above the record year 2006
- Market capitalization rose 78%
- Number of trades almost doubled

Numerous IPOs, new listings and success market stories, along with a great number of new retail investors expanded market base. Statistics show that despite the long-term downtrend at year's end, CROBEX index and average prices of the most liquid stocks, increased 63,2% on annual basis. Alongside, in 2007, Zagreb Stock Exchange completed three major infrastructural projects: move to new premises, merge with Varaždin Stock Exchange, and implementation of new OMX X-Stream trading platform.

In year 2008. Croatian market should also experience qualitative move forward. ZSE announce:

- Introduction of *market makers* that should improve market liquidity
- Faster and easier internet access to stock market trading
- Further work on possible implementation of new financial instruments (derivatives)

(Turnover and Market Capitalization in millions of HRK)

	2006	2007	% change
Regular turnover:			
Equities	14.002.843.510	22.000.747.040	57,1
Bonds	614.039.735	758.511.252	23,5
Certificates	95.859.922	49.272.754	-48,6
Commercial papers	5.554.200	2.146.510	-61,4
Block turnover	0	495.755.012	-
Reported turnover*	4.947.245.148	4.129.608.776	-16,5
Institutional turnover**	29.390.455.654	39.051.896.877	32,9
Total turnover	49.055.998.168	66.487.938.222	35,5
Regular volume:			
Equities	36.263.215	33.424.582	-7,8
Bonds	318.564.317	592.079.154	85,9
Certificates	125.329.182	34.720.072	-72,3
Commercial papers	5.800.000	2.200.000	-62,1
Block volume	0	362.515	-
Reported volume*	2.786.650.000	2.145.970.872	-23,0
Institutional volume**	16.273.430.236	24.611.136.829	51,2
Total volume	19.546.036.950	27.419.894.024	40,3
CROBEX[®]	3.209,5	5.239,0	63,2
CROBIS[®]	101,06	96,48	-4,5
Total number of trades	262.561	519.240	97,8
Number of securities traded	371	376	1,3
Market Capitalization			
Equities	197.714,0	352.238,3	78,2
Bonds	40.011,3	41.696,2	4,2
Total	237.725,3	393.934,5	65,7
Number of trading days	250	247	-1,2
Number of listed shares			
Official Market	8	14	75,0
ZIF Market	0	9	-
JDD Market	132	248	87,9
Parallel Market	62	112	80,6
Daily average:			
Turnover	196.223.993	269.181.936	37,2
Volume	78.184.148	111.011.717	42,0
Number of trades	1.050	2.102	100,2

1.2. Monthly Trading Overview

(Market Capitalization in millions of HRK)

Month	Number of trades		Volume		Number of securities traded	Market capitalization
	Total	Average daily	Total	Average daily		
January	28.344	1.288	1.751.526.974	79.614.862	275	275.994,2
February	36.337	1.817	7.094.900.669	354.745.033	261	289.035,3
March	35.295	1.604	3.740.997.923	170.045.360	263	307.029,2
April	39.418	2.075	3.872.106.861	203.795.098	306	342.209,0
May	47.613	2.164	1.342.559.210	61.025.419	271	363.491,0
June	29.790	1.655	938.151.613	52.119.534	261	355.345,7
July	24.968	1.135	2.682.236.742	121.919.852	253	360.931,8
August	36.078	1.640	2.220.898.409	100.949.928	258	350.573,3
September	38.395	1.920	576.154.166	28.807.708	254	358.171,7
October	95.607	4.346	1.189.163.519	54.052.887	270	397.160,5
November	63.772	3.189	1.702.322.291	85.116.115	259	328.921,9
December	43.623	2.424	308.875.647	17.159.758	258	352.238,3
Total	519.240	2.102	27.419.894.024	111.011.717	376	

(Turnover in millions of HRK)

Month	Equity		Bonds		Other securities		Total turnover
	Turnover	% total turnover	Turnover	% total turnover	Turnover	% total turnover	
January	1.140,0	29,5	2.728,1	70,5	0,7	0,0	3.868,7
February	1.901,2	18,5	8.385,8	81,5	3,3	0,0	10.290,3
March	1.820,3	28,2	4.627,0	71,7	5,6	0,1	6.452,9
April	1.835,8	28,3	4.606,4	71,1	35,2	0,5	6.477,3
May	2.635,6	52,4	2.380,6	47,3	12,3	0,2	5.028,5
June	1.814,8	48,6	1.915,1	51,3	6,7	0,2	3.736,6
July	1.145,3	22,4	3.962,2	77,4	11,8	0,2	5.119,4
August	1.378,0	28,7	3.418,5	71,3	11,8	0,0	4.796,5
September	1.608,6	57,9	1.168,8	42,1	0,0	0,0	2.777,4
October	3.277,9	54,8	2.699,6	45,2	0,0	0,0	5.977,5
November	2.080,7	33,3	4.165,7	66,7	1,9	0,0	6.248,2
December	1.858,5	32,5	3.833,1	67,1	23,1	0,4	5.714,7
Total	22.496,5	33,8	43.890,8	66,0	100,6	0,2	66.487,9

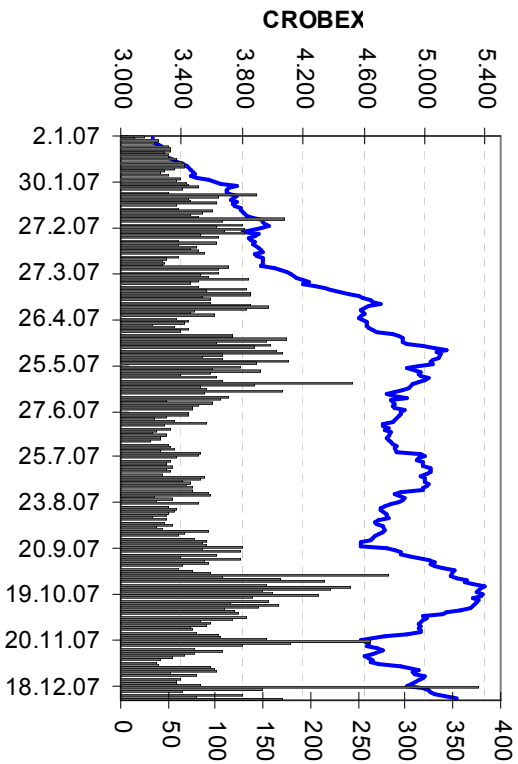


Chart 1: CROBEX[®] and equity turnover

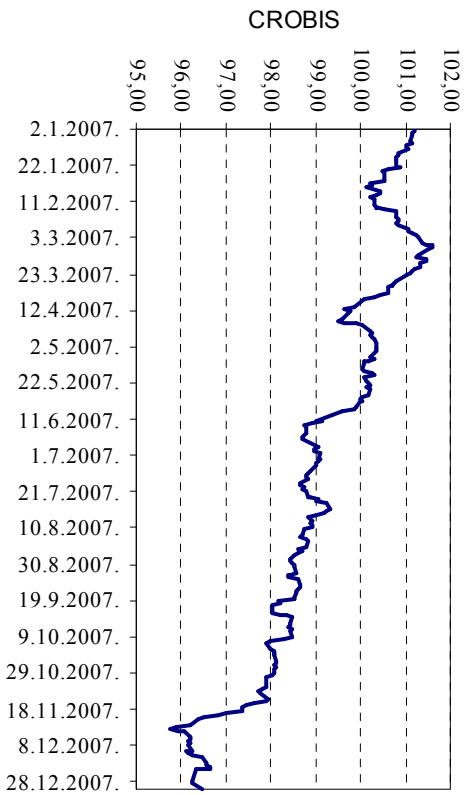


Chart 2: Zagreb Stock Exchange bond index CROBIS[®]

1.3. Stocks with the Largest Market Capitalization

(Market Capitalization in millions of HRK)

	Symbol	Company	Market Cap 31.12.2007	Pct. of Mkt Cap	Cumulative percentage
1	ZABA-R-A	Zagrebačka banka d.d.	38.717,8	11,0	11,0
2	PBZ-R-A	PBZ d.d.	33.762,3	9,6	20,6
3	HT-R-A	HT d.d.	28.886,2	8,2	28,8
4	INA-R-A	Ina d.d.	27.860,0	7,9	36,7
5	PLVA-R-A	Pliva d.d.	15.803,8	4,5	41,2
6	RIBA-R-A	Erste&Steiermärkische Bank d. d.	13.463,3	3,8	45,1
7	KNZM-R-A	Konzum d.d.	12.612,7	3,6	48,6
8	ADRS-R-A	Adris grupa d. d.	6.346,6	1,8	50,4
9	STBA-R-A	Societe generale-splitska banka d.d.	6.334,5	1,8	52,2
10	CROS-R-A	Croatia osiguranje d.d.	5.444,5	1,5	53,8
11	ATPL-R-A	Atlantska plovidba d.d.	4.808,8	1,4	55,2
12	HPB-R-A	HPB d.d.	4.731,4	1,3	56,5
13	ERNT-R-A	Ericsson Nikola Tesla d.d.	4.554,2	1,3	57,8
14	TNPL-R-A	Tankerska plovidba d.d.	4.447,3	1,3	59,1
15	CRAL-R-A	Croatia airlines d.d.	4.062,5	1,2	60,2
16	ADRS-P-A	Adris grupa d. d.	3.934,8	1,1	61,3
17	LEDO-R-A	Ledo d.d.	3.919,0	1,1	62,5
18	DLKV-R-A	Dalekovod d.d.	3.899,3	1,1	63,6
19	JNAF-R-A	Janaf d.d.	3.810,8	1,1	64,6
20	TISK-R-A	Tisak d.d.	3.412,8	1,0	65,6

1.4. Most Active Stocks by Turnover

	Symbol	Company	Turnover	Pct.	Cumulative percentage
1	INA-R-A	Ina d.d.	1.554.651.335	6,9	6,9
2	HT-R-A	HT d.d.	1.443.802.297	6,4	13,3
3	ADRS-P-A	Adris grupa d. d.	1.301.032.750	5,8	19,1
4	ERNT-R-A	Ericsson Nikola Tesla d.d.	947.444.575	4,2	23,3
5	ATPL-R-A	Atlantska plovidba d.d.	845.784.112	3,8	27,1
6	INGR-R-A	Ingra d.d.	836.124.483	3,7	30,8
7	DLKV-R-A	Dalekovod d.d.	831.192.316	3,7	34,5
8	IGH-R-A	Institut građevinarstva Hrvatske d.d.	758.465.116	3,4	37,9
9	PODR-R-A	Podravka d.d.	707.456.299	3,1	41,0
10	VIRO-R-A	Viro tvornica šećera d.d.	621.114.812	2,8	43,8
11	ZABA-R-A	Zagrebačka banka d.d.	530.886.271	2,4	46,1
12	IPKK-R-A	IPK Kandit d.d.	423.534.376	1,9	48,0
13	KOEI-R-A	Končar - elektroindustrija d.d.	387.737.192	1,7	49,7
14	JDPL-R-A	Jadroplov d.d.	337.621.477	1,5	51,2
15	JDOS-R-A	Jadransko osiguranje d.d.	323.739.485	1,4	52,7
16	THNK-R-A	Tehnika d.d.	321.706.611	1,4	54,1
17	HDEL-R-A	Hidroelekta niskogradnja d.d.	312.219.326	1,4	55,5
18	DDJH-R-A	Đuro Đaković holding d.d.	310.241.335	1,4	56,9
19	LEDO-R-A	Ledo d.d.	301.825.497	1,3	58,2
20	PBZ-R-A	PBZ d.d.	288.892.836	1,3	59,5

1.5. Stocks Performance

(All prices and turnover in Kunas, market capitalization in millions of Kunas)

	High	Low	Last	Date of last trade	Net change	Volume	Turnover	Market Cap.
Official Market								
ATGR-R-A	965,00	830,00	877,01	31.12.2007	-6,2	88.724	77.100.777	2.166,2
CROS-P-A	20.000,00	10.151,00	16.000,00	31.12.2007	60,0	836	14.136.736	140,0
CROS-R-A	20.372,00	10.780,00	17.700,00	31.12.2007	63,1	12.360	206.413.988	5.444,5
HT-R-A	419,00	320,01	352,75	31.12.2007	-7,2	3.898.144	1.443.802.297	28.886,2
INA-R-A	3.440,00	2.250,00	2.786,00	31.12.2007	21,6	555.190	1.554.651.335	27.860,0
INGR-R-A	62.499,00	12.899,99	54.000,00	31.12.2007	375,7	18.582	728.617.483	2.700,0
ISTT-R-A	480,00	360,00	450,00	28.12.2007	25,0	158.819	67.646.645	2.103,7
MDKA-R-A	19.500,00	11.000,00	19.000,00	28.12.2007	72,7	4.666	72.312.719	573,7
MGMA-R-A	375,00	258,12	302,10	31.12.2007	-10,9	627.261	195.453.801	1.472,5
PLVA-R-A	850,00	780,00	850,00	31.12.2007	3,7	331.563	271.663.680	15.803,8
PODR-R-A	645,00	440,00	510,00	31.12.2007	8,5	1.325.207	707.456.299	2.764,2
VART-R-1	290,00	139,56	238,00	31.12.2007	65,9	289.445	64.141.792	366,1
VERN-R-A	140,00	97,82	104,79	31.12.2007	-15,8	627.066	73.993.039	193,3
VIRO-R-A	1.780,00	640,00	1.625,00	31.12.2007	151,5	416.286	507.064.812	2.253,3
ZIF Market								
BRIN-R-A	168,90	100,00	130,00	31.12.2007	23,8	103.581	13.736.866	65,8
FMPS-R-A	120,13	70,01	92,40	31.12.2007	-16,0	234.302	22.112.546	185,1
JAKT-R-A	108,50	75,00	108,50	31.12.2007	5,3	63.603	6.582.393	85,9
SLPF-R-A	110,00	70,51	90,00	31.12.2007	20,0	448.847	40.695.651	301,2
TRFM-R-A	1.300,00	920,00	1.070,00	31.12.2007	6,8	24.420	24.903.007	38,5
TRMD-R-A	99,99	85,00	88,00	17.12.2007	-14,6	5.386	494.482	20,3
VLBT-R-A	21,50	12,01	13,05	28.12.2007	-18,6	43.804	774.906	44,5
JDD market								
ABPR-R-A	240,00	120,00	139,00	31.12.2007	-32,2	3.768	636.514	17,1
ACI-R-A	13.000,00	7.099,99	12.000,00	27.12.2007	69,0	2.265	24.475.659	1.326,8
ACM-R-A	150,00	90,00	110,00	19.11.2007	-8,3	9.312	971.449	15,8
ADCH-R-A	120,00	110,00	120,00	7.11.2007	-19,7	87	9.770	74,8
ADPL-R-A	295,00	171,00	224,79	31.12.2007	25,6	623.378	144.917.512	944,0
ADRS-P-A	618,97	423,00	580,00	31.12.2007	35,8	2.466.945	1.291.057.750	3.934,8
ADRS-R-A	740,00	600,00	660,01	31.12.2007	-5,7	224.073	144.708.578	6.346,6
AGMM-R-A	2.800,00	2.126,00	2.300,00	28.12.2007	7,0	13.848	34.124.995	95,2
AMDN-R-A	244,00	175,00	205,00	19.12.2007	0,0	14.983	3.265.534	156,9
ARNT-R-A	678,99	335,08	500,00	31.12.2007	46,6	252.964	125.268.901	1.091,3
ATLN-R-A	283,00	86,50	100,00	31.12.2007	-16,2	443.168	73.075.461	333,6
ATLS-R-A	89,89	62,00	67,00	31.12.2007	-15,2	319.804	24.027.382	127,6
ATPL-R-A	3.897,99	900,00	3.529,99	31.12.2007	291,4	355.586	819.384.112	4.808,8
AUHR-R-A	52.000,00	38.000,00	48.000,00	28.12.2007	26,7	1.266	58.295.158	858,5
BD62-R-A	1.000,00	436,12	850,00	31.12.2007	88,9	192.370	147.696.638	639,3
BDMR-R-A	3.700,00	3.000,00	3.030,00	18.12.2007	-10,9	984	3.234.997	301,0
BLKL-R-A	397,00	255,00	255,00	5.12.2007	-1,9	9.524	3.076.551	127,4
BLSC-R-A	940,00	643,00	853,00	31.12.2007	29,2	266.970	214.868.356	993,2
BLJE-R-A	347,50	257,92	312,00	31.12.2007	16,6	478.035	145.529.065	2.563,2
BPBA-R-A	898,00	280,00	450,00	28.12.2007	42,9	43.028	22.270.083	690,1
BRIK-R-A	540,00	255,00	275,00	6.12.2007	10,0	5.507	1.843.996	110,3
BRNK-R-A	513,00	202,00	404,97	30.11.2007	153,1	6.629	2.606.879	53,6

	High	Low	Last	Date of last trade	Net change	Volume	Turnover	Market Cap.
BRST-R-A	409,99	190,04	275,00	31.12.2007	38,2	43.387	11.758.761	47,5
CEBA-P-A	1.300,00	851,00	905,00	31.12.2007	0,3	45.110	45.675.861	56,6
CEBA-R-A	1.600,00	1.100,00	1.250,00	31.12.2007	13,6	38.026	52.469.047	355,3
CHAG-R-A	2.200,00	1.650,00	1.900,00	31.12.2007	-13,6	7.418	15.374.994	239,4
CHBL-R-A	630,00	355,00	565,00	16.11.2007	50,7	711	328.710	162,6
CHGB-R-A	2.999,00	600,00	2.999,00	26.4.2007	399,8	140	232.258	54,3
CKML-R-A	7.397,00	5.199,99	7.300,00	31.12.2007	44,6	6.279	40.143.247	766,5
CNTZ-R-A	220,00	220,00	220,00	29.10.2007	0,0	108	23.760	32,2
CRAL-R-A	1.700,00	360,00	825,00	31.12.2007	65,0	1.839	1.732.481	4.062,5
CRBT-R-A	649,00	351,00	400,00	7.11.2007	-0,2	4.425	2.045.625	72,0
CRLI-R-A	9.999,99	1.300,00	4.530,00	31.12.2007	248,5	1.170	6.837.053	657,2
CTKS-R-A	210,00	110,00	110,01	20.11.2007	-8,3	2.219	304.512	27,1
DDJH-R-A	314,00	148,50	221,00	31.12.2007	48,3	1.394.991	310.241.335	715,4
DDJM-R-A	2.148,55	530,00	1.674,99	31.12.2007	216,0	29.274	36.972.791	424,1
DIOK-R-A	749,96	237,01	625,00	31.12.2007	152,0	234.141	107.751.412	2.526,3
DIV-R-A	30,00	28,00	29,03	21.8.2007	-23,6	428	12.442	5,2
DKVS-R-A	244,90	145,00	195,00	31.12.2007	34,5	165.730	32.454.376	154,6
DLKV-R-A	1.950,00	805,00	1.699,90	31.12.2007	112,0	671.352	814.842.316	3.899,3
DLMC-R-A	5.100,00	1.000,00	1.701,00	28.12.2007	70,1	923	1.896.584	2.891,7
DTR-R-A	25,00	25,00	25,00	11.9.2007	0,0	27	675	2,7
DUPM-R-A	380,00	370,00	370,00	28.6.2007	2,8	152	56.940	131,1
EIG-R-A	165,19	103,00	109,00	31.12.2007	-7,7	451.545	64.608.436	167,5
ELCN-R-A	45,00	15,00	45,00	25.10.2007	200,0	215	8.175	10,3
ELKL-R-A	1.700,00	1.000,00	1.500,00	31.12.2007	50,0	15.646	21.680.862	125,8
ELKP-R-A	4.700,00	2.000,00	2.400,00	27.12.2007	140,0	1.260	3.325.869	215,5
ELPR-R-A	421,61	277,11	299,99	31.12.2007	-10,5	140.722	52.650.759	100,5
ERNT-R-A	4.300,00	2.450,01	3.420,00	31.12.2007	39,0	273.511	923.189.575	4.554,2
EXCL-R-A	350,00	248,00	270,00	5.12.2007	12,0	1.813	531.405	128,2
EXPD-R-A	1.400,00	550,00	1.170,00	27.12.2007	112,7	2.418	2.168.195	186,1
FNVC-R-A	729,00	540,00	571,02	31.12.2007	-13,5	52.498	34.111.226	352,7
FRNK-R-A	2.890,00	1.900,00	2.000,00	28.12.2007	-19,9	23.000	57.432.399	854,3
GKBA-P-A	275,00	175,00	275,00	19.12.2007	19,8	14.453	3.101.819	30,2
GKBA-R-A	450,00	200,00	283,00	10.12.2007	-11,5	13.000	4.381.181	478,3
GLEB-R-A	139,00	105,00	139,00	21.9.2007	32,4	4.583	513.630	19,5
HBAS-R-A	530,00	359,00	530,00	6.12.2007	53,6	216	87.305	158,7
HBRL-R-A	449,99	250,01	315,01	14.12.2007	-1,6	15.719	5.369.212	165,5
HBVD-R-A	225,00	195,00	214,00	12.11.2007	7,0	1.562	324.116	61,3
HCRC-R-A	470,00	274,99	407,49	28.12.2007	45,5	39.294	13.427.856	439,7
HCVT-R-A	275,00	275,00	275,00	30.10.2007	0,0	1.346	370.150	168,9
HDBK-R-A	510,00	305,01	334,93	27.12.2007	-20,3	15.144	6.470.288	591,2
HDEL-R-A	2.190,02	469,99	1.835,00	31.12.2007	273,7	334.836	312.219.326	1.144,8
HDUZ-R-A	1.200,00	1.200,00	1.200,00	8.11.2007	20,0	8	9.600	320,6
HEFA-R-A	508,00	300,00	480,00	31.12.2007	60,0	8.679	3.724.102	162,4
HGSP-R-A	750,00	305,00	660,00	31.12.2007	-2,2	94.826	59.608.206	217,8
HHLI-R-A	150,00	55,00	105,00	14.12.2007	-16,0	863	109.463	1.127,0
HIMR-R-A	1.339,00	579,00	960,01	17.12.2007	65,8	39.643	37.767.203	610,4
HJDR-R-A	740,00	400,01	450,00	31.12.2007	-27,7	381	228.783	48,2
HMAM-R-A	350,00	240,00	250,00	31.12.2007	-4,9	77.692	23.139.879	279,9
HMDN-R-A	197,00	132,00	145,00	28.12.2007	-23,7	13.871	2.406.176	57,1
HMST-R-A	540,00	360,00	360,00	28.12.2007	-28,0	6.784	3.027.499	185,7

	High	Low	Last	Date of last trade	Net change	Volume	Turnover	Market Cap.
HOMS-R-A	55,50	30,00	37,00	27.12.2007	-17,8	58.613	2.478.571	9,0
HPB-R-A	13.390,00	5.750,00	8.900,00	21.12.2007	60,4	2.692	25.589.598	4.731,4
HPDG-R-A	250,00	111,00	118,55	31.12.2007	-24,5	20.104	3.314.220	43,4
HRBC-R-A	510,00	342,00	370,00	19.12.2007	5,7	62.624	25.429.012	374,5
HRBS-R-A	121,00	98,00	105,00	31.12.2007	-22,5	5.171	584.531	19,8
HRDH-R-A	260,00	185,01	185,01	12.12.2007	-26,0	16.118	3.748.088	155,9
HTCP-R-A	456,00	251,00	300,00	21.12.2007	10,2	12.183	4.441.297	164,5
HTPK-R-A	645,00	331,02	358,02	31.12.2007	-28,4	22.533	11.080.352	152,7
HTPO-R-A	520,00	400,00	515,00	31.12.2007	7,3	12.376	6.083.684	90,5
HUPZ-R-A	2.700,00	1.800,00	2.512,00	31.12.2007	39,6	49.666	113.481.670	1.289,5
HVDC-R-A	200,00	91,00	91,00	27.12.2007	-39,3	1.401	230.792	42,6
HZDZ-R-A	287,00	211,00	235,00	27.12.2007	-7,8	3.208	822.145	36,4
HZVG-R-A	174,99	100,00	125,00	10.12.2007	-15,9	16.577	2.479.550	37,8
IGH-R-A	16.349,99	3.850,00	14.129,99	31.12.2007	253,3	70.017	752.601.616	2.240,7
ILRA-R-A	599,00	520,00	560,00	31.7.2007	12,0	168	89.908	139,7
IMZV-R-A	945,83	306,00	690,00	31.12.2007	122,6	46.785	29.403.063	138,4
INDG-R-A	2.000,00	1.000,24	1.700,00	31.12.2007	61,9	39.853	61.081.596	212,6
INKR-R-A	120,01	119,99	120,00	5.11.2007	-4,0	204	24.480	174,2
IPKK-R-A	1.480,00	600,00	1.189,94	31.12.2007	91,9	336.319	423.534.376	850,9
IPKO-R-A	394,99	45,03	181,00	31.12.2007	223,2	28.767	3.823.198	1.547,6
IPKT-R-A	112,99	81,00	82,00	12.3.2007	-5,7	20.945	2.090.873	46,3
ISTR-R-A	3.001,00	1.800,00	1.800,01	31.12.2007	-33,3	1.012	2.269.289	117,0
JDBA-R-A	20.500,00	11.355,00	13.600,00	31.12.2007	8,8	4.779	78.105.428	495,0
JDGT-R-A	900,00	706,00	707,00	21.12.2007	-5,7	6.939	5.714.482	87,0
JDHR-R-A	353,21	300,01	300,01	27.12.2007	-16,6	289	92.059	78,6
JDKM-R-A	650,00	355,11	400,66	31.12.2007	8,4	29.273	12.546.101	87,1
JDOS-R-A	11.200,00	6.723,00	7.100,01	31.12.2007	-21,1	34.657	323.739.485	887,5
JDPL-R-A	870,00	301,10	750,01	31.12.2007	157,7	587.429	337.621.477	1.227,5
JDRA-R-A	2.850,00	2.000,00	2.600,00	31.12.2007	24,1	8.692	22.874.477	864,5
JDRN-R-A	500,00	296,07	296,07	20.11.2007	-35,9	3.913	1.849.998	83,3
JDTC-R-A	590,00	300,03	460,00	28.12.2007	31,4	24.103	11.890.908	65,2
JLSA-R-A	23,50	22,00	23,50	24.10.2007	6,8	216	4.776	24,9
JMNC-R-A	110.000,00	65.000,01	110.000,00	31.12.2007	64,2	361	30.585.114	2.433,9
JNAF-R-A	9.300,00	3.400,02	5.130,00	31.12.2007	50,9	25.629	149.105.467	3.810,8
JTMN-R-A	55,50	35,00	40,00	6.11.2007	-42,9	6.938	315.664	6,9
KABA-P-A	330,00	230,11	230,11	17.12.2007	-34,3	2.202	667.255	2,5
KABA-R-A	400,00	308,00	340,00	31.12.2007	9,0	217.104	75.801.843	455,3
KBZ-R-A	397,94	235,11	310,48	31.12.2007	1,8	91.936	32.562.608	409,8
KMSK-R-A	164,00	112,00	120,00	27.12.2007	-20,0	26.673	3.737.325	25,5
KNZM-R-A	100.000,00	37.000,00	100.000,00	31.12.2007	163,2	1.195	76.002.992	12.612,7
KODT-P-A	5.750,00	1.600,00	4.450,00	31.12.2007	161,8	15.297	45.032.850	136,7
KODT-R-A	5.998,00	1.842,00	4.800,00	31.12.2007	159,5	15.215	44.491.137	466,1
KOEI-R-A	1.350,00	626,01	1.220,00	31.12.2007	90,6	367.344	387.737.192	3.138,0
KOES-R-A	3.200,00	973,03	2.011,00	27.12.2007	91,7	6.328	12.717.955	262,0
KOKA-R-A	797,96	600,00	710,00	31.12.2007	4,4	21.528	15.332.906	641,3
KORF-R-A	252,00	153,00	186,00	31.12.2007	20,0	1.228.871	254.542.225	1.509,1
KOSK-P-A	444,00	303,08	400,00	1.6.2007	14,3	6.721	2.603.831	16,3
KOSK-R-A	560,00	402,00	450,00	22.8.2007	12,5	424	193.256	31,0
KRAS-R-A	920,00	680,90	753,00	31.12.2007	1,8	90.014	71.671.611	1.034,3
KSST-R-A	1.980,00	525,03	850,00	31.12.2007	21,4	5.432	6.969.638	96,6

	High	Low	Last	Date of last trade	Net change	Volume	Turnover	Market Cap.
KTJV-R-A	160,00	12,00	124,99	31.12.2007	25,0	65.888	8.300.887	597,5
LANO-R-A	710,00	500,00	500,00	17.12.2007	-24,8	2.150	1.326.521	216,0
LANT-R-A	220,00	70,01	210,00	31.12.2007	200,0	4.663	820.977	141,3
LCDS-R-A	38,39	22,00	29,49	31.12.2007	-10,6	310.681	9.092.555	74,6
LEDO-R-A	19.500,00	4.250,00	17.800,00	31.12.2007	323,7	29.883	287.224.497	3.919,0
LKPC-R-A	6.699,99	1.800,00	5.599,00	31.12.2007	209,3	50.665	204.888.303	1.246,4
LKRI-R-A	999,00	265,00	880,98	31.12.2007	226,3	370.729	191.554.141	2.653,4
LLRB-R-A	360,00	200,03	200,03	14.12.2007	-31,0	13.131	3.828.677	25,4
LPLH-R-A	799,99	280,00	600,00	31.12.2007	114,3	64.435	31.289.682	397,4
LPML-R-A	1.250,00	466,00	1.050,00	28.12.2007	87,5	17.081	13.533.859	74,4
LRH-R-A	7.272,00	3.685,05	5.000,00	31.12.2007	31,6	44.436	263.593.811	1.513,2
LURA-R-A	1.210,00	525,00	665,00	28.12.2007	27,9	20.079	16.041.464	1.995,0
LVCV-R-A	1.586,99	554,00	1.419,00	31.12.2007	147,2	74.385	82.260.618	678,6
MAIS-R-A	379,50	250,00	301,00	31.12.2007	-11,2	204.020	68.078.837	3.087,5
MDAL-R-A	2.199,00	1.700,01	2.110,00	29.11.2007	27,9	416	777.974	189,7
MDPL-R-A	920,00	189,00	350,00	21.11.2007	94,4	1.028	357.531	54,6
MIO-R-A	99,00	21,00	40,00	21.12.2007	-21,6	3.112	188.102	11,5
MIV-R-A	17.800,00	6.651,02	11.999,71	31.12.2007	73,9	21.344	202.642.268	180,2
MLNR-R-A	1.599,00	610,00	1.565,00	31.12.2007	149,6	130.895	138.331.960	305,8
MLNR-R-B	1.750,00	1.200,00	1.500,00	18.12.2007	25,0	787	1.067.040	90,0
MMBA-R-A	2.300,00	1.650,00	1.650,04	27.12.2007	-13,2	2.367	5.057.009	527,6
MNDS-R-A	937,37	450,11	475,00	28.12.2007	-41,7	6.537	5.301.631	11,4
MRSK-R-A	870,00	300,00	670,00	17.12.2007	91,4	2.356	1.196.658	213,6
MTC-R-A	299,97	100,00	102,00	19.12.2007	-61,5	853	159.869	6,4
NACE-R-A	5.850,00	2.315,10	3.238,99	19.12.2007	61,9	8.908	28.567.896	2.087,0
NVBA-R-A	1.655,00	1.000,00	1.190,00	31.12.2007	-26,5	43.827	62.882.867	180,4
OLVD-R-A	150,00	150,00	150,00	5.9.2007	0,0	42	6.300	70,3
PBZ-R-A	2.080,00	1.105,00	1.770,00	31.12.2007	57,8	166.253	282.092.836	33.762,3
PDBA-R-A	2.332,41	1.650,00	1.919,00	31.12.2007	-4,1	20.821	43.474.995	807,4
PIKR-R-A	915,00	500,00	575,91	20.12.2007	11,0	32.878	22.631.070	134,5
PIVK-R-A	660,00	466,10	660,00	28.12.2007	32,0	30.275	16.238.674	209,4
PKMI-R-A	1.950,00	1.361,00	1.400,00	11.12.2007	-30,0	4.668	7.403.928	134,6
PLAG-R-A	5.700,00	4.150,00	4.400,00	31.12.2007	4,8	12.801	61.122.706	2.403,8
PLCH-R-A	650,00	385,00	390,00	8.11.2007	-7,1	1.721	778.709	49,4
PLJK-R-A	350,00	140,00	199,97	31.12.2007	42,8	56.290	11.003.112	211,1
PRFC-R-A	82,99	57,00	61,30	31.12.2007	-5,0	1.474.205	107.079.633	239,9
PTKM-R-A	320,00	181,00	294,94	31.12.2007	59,5	807.586	205.435.113	985,4
PUNT-R-A	5,01	2,95	3,60	31.12.2007	-8,9	2.096.045	8.635.506	9,6
PURI-R-A	10,00	10,00	10,00	27.12.2007	0,0	2	20	6,3
RIBA-R-A	1.000,00	530,00	835,51	31.12.2007	51,9	134.763	105.798.888	13.463,3
RIVP-R-A	745,00	508,00	614,99	31.12.2007	13,0	178.767	120.761.360	2.246,9
RIZO-R-A	700,00	271,01	520,00	28.12.2007	89,1	92.144	45.638.171	70,7
RVTR-R-A	620,00	500,04	520,00	31.12.2007	2,0	1.838	1.017.790	58,9
SAPN-R-A	830,00	493,16	639,97	31.12.2007	-14,7	21.437	15.052.281	421,5
SCHB-R-A	265,01	200,00	235,00	3.12.2007	17,5	406	95.973	0,1
SDBA-R-A	339,98	215,34	257,40	27.12.2007	19,7	45.305	11.808.863	121,4
SLDM-R-A	145,00	95,13	104,98	31.12.2007	-15,7	182.537	21.426.286	161,9
SLMK-R-A	89,98	50,25	51,00	13.12.2007	-31,1	36.153	2.414.627	18,3
SLRS-R-A	1.735,00	900,00	926,00	28.12.2007	-10,1	21.629	29.382.594	673,2
SLTK-R-A	200,00	200,00	200,00	18.4.2007	-50,0	5	1.000	2,1

	High	Low	Last	Date of last trade	Net change	Volume	Turnover	Market Cap.
SMNS-R-A	1.755,00	1.265,00	1.270,00	27.12.2007	-9,3	3.104	4.765.191	1.201,3
SNBA-R-A	548,00	356,03	425,00	31.12.2007	24,3	555.339	250.192.550	390,6
SPVA-R-A	999,00	470,01	700,00	28.12.2007	48,9	8.286	5.366.978	193,6
SSNC-P-A1	3.440,00	1.400,01	1.458,00	14.12.2007	-55,8	2.405	7.121.030	26,5
SSNC-R-A	7.000,00	4.200,00	4.502,00	4.6.2007	7,2	42	204.997	444,8
SUNH-R-A	280,00	165,04	180,00	31.12.2007	-18,2	271.270	60.850.520	1.115,3
TDZ-R-A	2.300,01	1.900,00	2.100,00	27.12.2007	-4,5	2.755	6.123.049	682,1
TEP-R-A	194,50	90,00	112,16	12.12.2007	-17,0	28.883	4.762.461	42,4
THMT-R-A	575,00	280,00	350,00	31.12.2007	16,7	19.778	9.144.412	97,2
THNK-R-A	12.500,00	4.841,00	11.500,00	31.12.2007	137,1	31.676	296.226.611	2.178,8
TISK-R-A	1.694,98	400,00	1.430,00	31.12.2007	250,5	164.085	179.054.710	3.412,8
TKPR-R-A	4.100,00	1.899,00	2.702,01	27.12.2007	42,2	6.644	20.043.351	253,6
TMPO-R-A	100,00	20,00	87,00	3.12.2007	335,0	20	867	52,9
TNKC-R-A	3.240,00	2.200,00	2.650,00	28.12.2007	19,9	1.468	3.731.014	90,6
TNPL-R-A	8.150,00	3.505,00	7.100,00	31.12.2007	100,6	41.798	225.913.848	4.447,3
TNSA-R-A	10.000,00	6.520,00	7.447,00	31.12.2007	12,1	16.590	133.533.633	214,1
TOZ-R-A	625,00	408,00	510,00	31.12.2007	24,1	44.590	22.584.434	102,0
TUHO-R-A	1.600,00	1.212,00	1.350,00	28.12.2007	3,8	12.451	17.638.645	553,2
ULPL-R-A	4.749,00	2.056,03	3.490,00	31.12.2007	53,9	74.040	243.869.057	942,3
ULJN-R-A	470,00	293,51	325,00	28.12.2007	10,9	66.785	24.714.396	726,8
UNPP-R-A	3.380,00	1.600,00	2.540,00	31.12.2007	58,8	3.773	9.313.734	48,8
VDKT-R-A	4.800,00	1.200,00	3.925,00	31.12.2007	214,1	91.171	246.244.780	1.357,3
VIS-R-A	193,00	102,00	136,84	28.12.2007	-5,0	76.363	12.100.167	70,9
VJSN-R-A	150,00	99,00	99,00	6.12.2007	39,4	576	68.323	105,1
VLDS-R-A	213,57	127,22	159,00	31.12.2007	13,6	189.778	33.532.896	310,3
VLHO-R-A	150,00	80,00	105,99	31.12.2007	4,0	410.429	46.687.282	703,9
VLPV-R-A	120,00	120,00	120,00	28.12.2007	7,1	295	35.400	48,9
VPIK-R-A	340,00	235,00	340,00	12.4.2007	25,9	57.893	15.309.708	483,5
VSK-R-A	490,00	330,00	350,00	24.10.2007	0,0	15.157	6.125.255	238,1
ZABA-P-B	11.000,00	5.720,97	10.500,00	20.12.2007	75,0	1.285	12.212.755	138,7
ZABA-R-A	13.450,00	7.000,00	11.550,00	31.12.2007	66,2	46.082	508.286.271	38.717,8
ZAPI-R-A	5.100,00	3.505,00	5.090,00	28.12.2007	44,2	21.891	93.329.671	3.158,1
ZDNK-R-A	120,28	40,50	72,01	31.12.2007	80,0	158.776	10.099.340	33,0
ZITP-R-A	599,98	400,00	499,99	19.11.2007	16,3	1.602	749.500	54,6
ZLAR-R-A	662,00	381,10	518,00	20.12.2007	32,1	46.001	25.374.859	286,1
ZLTO-R-A	335,00	205,00	245,00	13.11.2007	-2,0	3.679	981.309	87,6
ZLJS-R-A	600,00	300,00	460,01	10.12.2007	15,0	1.299	634.039	52,1
ZPKL-R-A	900,00	255,01	620,00	19.12.2007	143,1	2.857	1.898.460	175,9
ZTNJ-R-A	1.200,00	380,00	951,01	31.12.2007	134,2	116.591	83.129.399	195,6
ZVCV-R-A	530,00	374,00	480,00	31.12.2007	13,7	74.576	35.072.694	147,7
ZVZD-R-A	20.000,00	8.500,01	16.250,00	31.12.2007	85,7	6.073	81.139.538	1.629,2
Parallel Market								
AGLG-R-A	2.600,00	2.400,00	2.600,00	30.3.2007	4,0	30	75.250	74,1
AHRV-R-A	385,00	350,00	385,00	27.4.2007	79,1	128	45.780	8,2
AUSL-R-A	120,00	110,00	120,00	17.4.2007	9,1	421	46.810	5,3
BCIN-R-A	5.500,00	4.001,00	4.001,00	20.12.2007	-14,0	2.023	10.012.435	66,6
BDSS-R-A	634,00	355,20	391,00	31.12.2007	8,6	7.743	3.779.250	145,6
BGAT-R-A	400,00	139,00	400,00	7.2.2007	471,4	5.152	1.553.200	11,1
BRBA-P-A	8.400,00	5.800,00	6.100,00	11.12.2007	-21,8	2.472	18.939.393	15,5
BRBA-R-A	10.875,00	9.000,00	9.500,00	17.10.2007	-12,6	32	296.750	78,7

	High	Low	Last	Date of last trade	Net change	Volume	Turnover	Market Cap.
BZJK-R-A	1.600,00	540,10	855,00	31.12.2007	58,3	24.745	23.940.371	175,3
CNMR-R-A	200,00	100,00	200,00	13.9.2007	48,1	2.533	372.753	48,9
CROR-R-A	472,00	135,50	165,70	28.12.2007	-55,2	18.233	5.633.753	18,9
DBPS-R-A	150,00	150,00	150,00	25.4.2007	0,0	5	750	9,2
DIKL-R-A	4.200,00	3.400,00	3.977,00	18.10.2007	7,5	918	3.621.510	42,4
DRVP-R-A	90,00	70,01	70,01	2.8.2007	-22,2	182	14.281	3,1
EHOS-R-A	7.500,00	6.550,00	7.250,00	30.10.2007	-0,7	3.878	27.169.490	2.211,3
EKOM-R-A	1.981,00	1.050,00	1.851,00	13.12.2007	85,1	606	982.910	130,0
ELAK-R-A	30,00	27,99	30,00	22.1.2007	0,0	1.028	30.125	1,0
ELTR-R-A	419,99	350,00	400,00	17.12.2007	42,9	27.218	10.806.446	33,6
ENRE-R-A	200,00	199,99	200,00	1.6.2007	0,0	297	59.399	8,8
GIPK-R-A	3.990,00	1.350,00	2.600,00	6.12.2007	92,6	1.933	5.122.153	150,9
HARG-R-A	280,00	265,99	278,00	20.7.2007	39,0	173	47.514	432,3
HEMR-R-A	160,00	150,00	160,00	28.9.2007	6,7	2.520	379.200	1,8
HPLT-R-A	311,03	300,00	300,00	23.2.2007	-34,8	30	9.221	59,2
HSPT-R-A	26,01	26,01	26,01	18.4.2007	53,0	50	1.301	2,7
IGML-R-A	498,99	350,00	350,00	18.5.2007	-21,7	513	205.503	61,2
INFS-R-A	800,00	580,00	590,00	3.12.2007	-9,2	6.858	4.805.438	31,6
ISAU-R-A	400,00	370,00	400,00	2.10.2007	33,3	1.030	381.670	33,4
ISGF-P-B	985,00	680,00	680,00	27.11.2007	-24,4	524	466.666	37,2
ITC-R-A	600,03	125,00	125,00	28.5.2007	-79,2	535	160.951	4,6
IVEX-R-A	810,00	700,00	750,00	6.11.2007	7,1	859	676.745	111,5
IVNC-R-A	145,00	145,00	145,00	10.5.2007	0,0	2.477	359.165	3,4
JLEN-R-A	270,00	100,00	100,00	12.12.2007	-64,3	7.588	1.421.152	6,6
KMKA-R-A	850,00	450,00	515,00	27.12.2007	25,6	4.385	2.964.042	49,1
KODS-R-A	75,00	37,50	56,00	28.12.2007	24,4	2.680	139.153	6,0
KOMI-P-A	1.100,00	1.100,00	1.100,00	17.4.2007	0,0	114	125.400	21,7
KOSN-P-A	2.000,00	1.400,00	1.600,00	31.12.2007	-8,2	1.908	3.285.641	42,2
KOSN-R-A	2.350,00	1.500,00	1.900,00	6.12.2007	-5,0	17.201	30.591.499	74,5
KOTR-P-A	1.980,00	900,00	1.500,00	19.12.2007	66,7	2.580	3.879.285	41
KOTR-R-A	2.200,00	1.420,00	2.200,00	11.5.2007	54,9	9.234	13.125.540	79,6
KOVA-P-A	800,00	400,00	510,00	24.9.2007	-36,3	875	451.910	8,4
KTKA-R-A	387,50	200,00	220,00	27.12.2007	-2,7	1.630	434.935	8,0
LANA-R-A	400,00	252,00	360,00	3.12.2007	20,0	738	254.250	21,9
LPMP-R-A	400,00	280,00	400,00	20.8.2007	42,9	296	105.340	49,3
MBTN-R-A	484,98	70,00	294,97	31.12.2007	327,5	8.788	2.294.734	15,7
MDSP-R-A	223,00	168,01	180,00	28.12.2007	0,0	2.739	530.861	11,1
MILS-R-A	183,50	180,00	183,00	16.10.2007	-0,3	388	70.755	11,1
MKTL-R-A	1.000,00	200,00	450,00	6.12.2007	125,0	2.037	836.632	30,2
MLDN-R-A	441,00	193,00	249,00	21.12.2007	-19,7	13.483	4.130.559	23,9
MMTZ-R-A	84.500,00	42.500,00	79.000,00	31.12.2007	71,7	1.636	106.833.322	634,2
NEXE-R-A	10.000,00	4.000,00	4.000,00	20.12.2007	-60,0	466	3.426.507	1.892,8
PSMR-R-A	1.123,01	700,00	700,00	24.10.2007	-37,5	1.235	1.120.457	16,3
PZC-R-A	4.999,00	2.401,00	2.800,00	31.12.2007	7,7	4.403	15.169.420	138,6
PZCV-R-A	279,00	166,00	249,00	5.12.2007	24,5	917	198.724	39,1
RCNC-R-A	149,99	85,00	115,00	29.6.2007	35,3	2.205	193.912	0,9
RVRA-R-A	383,90	275,00	380,00	28.12.2007	31,0	3.335	1.179.757	105,3
RZVL-R-A	310,01	310,01	310,01	30.1.2007	3,3	65	20.151	20,1
SEM-R-A	1.600,00	1.000,00	1.595,00	28.12.2007	32,9	2.472	3.618.985	45,4
SIGM-R-A	3.201,00	1.500,00	1.900,00	4.6.2007	-36,7	77	203.320	47,6

	High	Low	Last	Date of last trade	Net change	Volume	Turnover	Market Cap.
SLTR-R-A	52,50	50,00	52,50	14.12.2007	5,0	1.138	58.025	4,2
SM86-R-A	510,00	240,00	389,00	28.12.2007	69,1	12.865	5.302.463	53,1
SMBA-R-A	2.300,00	1.800,00	2.100,00	8.11.2007	34,6	591	1.194.845	147,7
SNHO-R-A	400,00	156,05	280,00	31.12.2007	70,7	554.192	133.421.738	826,0
SOUC-R-A	135,00	70,00	70,00	28.12.2007	-30,0	2.760	315.743	6,2
SPNV-R-A	999,99	600,00	615,00	28.12.2007	-14,6	17.002	14.812.901	44,8
SPPL-R-A	98,76	45,00	58,01	28.12.2007	7,4	57.330	3.971.499	10,9
STBA-R-A	1.350,00	1.200,00	1.289,00	28.12.2007	-0,8	1.509	1.895.090	6.334,5
TIMT-R-A	150,00	100,00	120,00	15.10.2007	20,0	2.280	265.988	34,2
TKZD-R-A	550,00	450,00	450,00	19.12.2007	-10,0	373	195.550	21,6
TNER-R-A	249,00	152,00	218,00	26.11.2007	43,4	1.701	351.382	17,0
TSHC-R-A	15.800,00	10.000,00	12.990,00	28.12.2007	16,2	4.284	54.987.009	176,0
URIH-R-A	310,00	200,00	310,00	26.11.2007	106,7	253	70.141	7,1
VDMV-R-A	220,00	140,00	220,00	28.11.2007	46,7	3.747	712.050	9,0
VISK-R-A	1.600,00	1.600,00	1.600,00	11.10.2007	166,7	6	9.600	29,6
VLVI-R-A	9.200,00	5.112,00	7.500,00	17.12.2007	41,5	669	4.937.486	83,6
ZEP-R-A	405,00	250,01	355,00	15.11.2007	42,0	1.070	365.866	26,8
ZSZG-R-A	600,00	600,00	600,00	5.2.2007	0,0	6	3.600	3,5

1.6. Block Statistics Performance

	High	Low	Volume	Turnover
Official Market				
INGR-R-A	56.000,00	49.014,00	2.100	107.507.000
MDKA-R-A	17.000,00	17.000,00	2.800	47.600.000
MGMA-R-A	270,00	270,00	24.000	6.480.000
VART-R-1	265,00	255,00	40.000	10.400.000
VIRO-R-A	1.500,00	1.300,00	85.500	114.050.000
ZIF market				
SLPF-R-A	80,00	80,00	67.135	5.370.800
JDD market				
ADPL-R-A	219,00	219,00	25.000	5.475.000
ADRS-P-A	525,00	525,00	19.000	9.975.000
ATPL-R-A	3.300,00	3.300,00	8.000	26.400.000
DLKV-R-A	1.650,00	1.620,00	10.000	16.350.000
ERNT-R-A	3.150,00	3.150,00	7.700	24.255.000
IGH-R-A	13.030,00	13.030,00	450	5.863.500
JDTC-R-A	482,00	482,00	11.286	5.439.852
KRAS-R-A	817,09	817,09	14.000	11.439.260
LANO-R-A	600,00	600,00	17.981	10.788.600
LEDO-R-A	9.300,00	9.300,00	1.570	14.601.000
MIV-R-A	9.600,00	9.600,00	537	5.155.200
PBZ-R-A	1.700,00	1.700,00	4.000	6.800.000
RIBA-R-A	800,00	800,00	17.156	13.724.800
THNK-R-A	11.200,00	11.000,00	2.300	25.480.000
ZABA-R-A	11.300,00	11.300,00	2.000	22.600.000
TOTAL			362.515	495.755.012

1.7. Certificates performance

(All prices in % of par value, turnover in Kunas)

Symbol	High	Low	Last	Date	Volume	Turnover
RHMF-A-A	199,99	78,05	150,00	28.12.2007	32.160.170	45.990.969
RHMJ-A-A	200,00	75,00	160,00	18.6.2007	2.559.902	3.281.785

1.8. Commercial papers performance

(All prices in % of par value, turnover in Kunas)

Symbol	High	Low	Last	Date	Volume	Turnover
Regular trades						
INGR-M-741A	97,58	97,58	97,58	3.4.2007	500.000	487.900
MDKA-M-743A	97,39	97,39	97,39	3.4.2007	1.000.000	973.900
OPHR-M-720A	98,53	98,53	98,53	17.1.2007	200.000	197.060
PBZC-M-742A	97,53	97,53	97,53	3.4.2007	500.000	487.650
Total					2.200.000	2.146.510
Institutional trades						
ATPL-M-803A	96,53	96,53	96,53	26.4.2007	6.000.000	5.791.800
DLKV-M-803A	99,75	96,57	99,75	31.12.2007	9.000.001	19.705.695
DLKV-M-805A	99,52	96,35	99,52	31.12.2007	12.000.000	11.847.300
INGR-M-741A	98,91	98,91	98,91	30.7.2007	3.000.000	2.967.300
JRLN-M-736A	99,35	99,35	99,35	27.7.2007	6.000.000	5.961.000
PLOR-M-824A	94,98	94,98	94,98	26.7.2007	1.000.000	949.800
RPRO-M-805A	97,32	97,32	97,32	30.7.2007	2.000.000	1.946.400
Total					39.000.001	49.169.295

1.9. Bonds performance

(All prices in % of par value, turnover in Kunas)

Symbol	High	Low	Last	Date	Volume	Turnover
Regular trades						
ATGR-O-11CA	98,35	98,35	98,35	10.4.2007	12.174.136	11.973.263
FNOI-D-077A	97,58	96,76	97,58	18.4.2007	81.249	5.853
FNOI-D-081A	93,87	92,26	93,87	18.4.2007	195.713	13.440
FNOI-D-087A	90,34	89,58	90,34	18.4.2007	81.249	5.418
FNOI-D-091A	86,90	86,17	86,90	18.4.2007	81.249	5.212
FNOI-D-097A	83,64	82,94	83,64	18.4.2007	81.249	5.017
FNOI-D-101A	81,14	79,79	81,14	18.4.2007	234.038	13.949
FNOI-D-107A	77,45	76,78	76,78	22.8.2007	234.038	13.244
FNOI-D-111A	74,50	73,88	74,50	18.4.2007	119.574	6.556
FNOI-D-117A	71,71	71,11	71,71	18.4.2007	119.574	6.311
FNOI-D-121A	68,98	68,40	68,98	18.4.2007	119.574	6.070
FNOI-D-127A	66,39	65,83	66,39	18.4.2007	119.574	5.842
FNOI-D-131A	63,86	63,32	63,86	18.4.2007	119.574	5.620
FNOI-D-137A	61,47	60,95	61,47	18.4.2007	119.574	5.409
FNOI-D-141A	59,13	58,63	59,13	18.4.2007	119.574	5.203
FNOI-D-147A	56,92	56,44	56,92	18.4.2007	119.574	5.009
FNOI-D-151A	54,75	54,29	54,75	18.4.2007	119.574	4.818
FNOI-D-157A	52,70	52,26	52,70	18.4.2007	119.574	4.638

Symbol	High	Low	Last	Date	Volume	Turnover
FNOI-D-161A	50,69	50,27	50,69	18.4.2007	119.574	4.461
FNOI-D-167A	48,79	48,38	48,79	18.4.2007	119.574	4.293
FNOI-D-171A	46,93	46,53	46,93	18.4.2007	119.574	4.130
FNOI-D-177A	45,17	44,79	45,17	18.4.2007	119.574	3.975
FNOI-D-181A	43,45	43,09	43,45	18.4.2007	119.574	3.824
FNOI-D-187A	41,83	41,47	41,83	18.4.2007	119.574	3.681
FNOI-D-191A	40,23	39,90	40,23	18.4.2007	119.574	3.541
FNOI-D-197A	38,73	38,40	38,73	26.3.2007	133.882	3.813
GDKC-O-116A	102,20	101,30	101,30	8.6.2007	800.000	522.836
HEP-O-13BA	98,10	94,00	94,00	27.6.2007	16.000.000	15.390.000
HOTR-O-941A	101,85	101,20	101,20	30.7.2007	2.040.000	2.071.480
HYBA-O-086A	102,60	100,05	100,05	30.11.2007	152.500	153.255
INGR-O-11CA	99,70	98,20	98,20	19.12.2007	6.950.000	6.887.300
MTEL-O-097A	102,60	101,50	101,90	6.6.2007	4.500.000	4.595.300
NEXE-O-116A	98,40	97,00	97,00	2.7.2007	300.000	293.800
OPTE-O-142A	102,60	98,45	101,15	27.12.2007	72.334.500	72.764.234
PLVA-O-115A	101,70	99,00	99,00	28.12.2007	4.370.600	31.869.177
PODR-O-115A	96,20	95,50	96,20	13.6.2007	700.000	669.900
RBA-O-112A	98,55	97,50	97,50	11.10.2007	18.039.000	17.676.215
RHMF-O-077A	99,55	99,25	99,40	9.5.2007	5.963.092	43.741.819
RHMF-O-085A	102,90	99,80	99,80	27.12.2007	52.417.428	53.142.438
RHMF-O-08CA	104,45	101,60	101,60	20.12.2007	3.609.100	27.234.831
RHMF-O-103A	108,10	101,00	103,20	30.11.2007	22.722.000	24.210.167
RHMF-O-125A	111,35	105,00	105,00	20.12.2007	3.000.220	24.223.126
RHMF-O-137A	100,00	96,20	96,20	20.12.2007	109.771.800	108.582.684
RHMF-O-142A	105,15	100,10	100,10	20.12.2007	5.918.800	44.715.536
RHMF-O-157A	98,90	95,05	98,90	28.9.2007	138.000	962.557
RHMF-O-15CA	107,00	98,10	98,20	22.11.2007	157.760.253	164.477.725
RHMF-O-172A	101,05	94,12	95,00	20.12.2007	87.000.000	85.404.850
RHMF-O-19BA	102,99	98,90	102,99	31.12.2007	2.262.300	16.799.436
Total					592.079.154	758.511.252
Institutional trades*						
ATGR-O-11CA	99,80	97,60	97,60	21.12.2007	27.978.107	27.578.823
BLSC-O-091A	100,30	100,30	100,30	4.10.2007	665.650	2.920.724
GDKC-O-116A	102,00	100,80	100,80	24.8.2007	17.727.000	10.868.870
GDZD-O-119A	102,02	101,35	101,35	10.4.2007	1.825.000	13.667.350
HEP-O-13BA	99,10	92,48	92,48	7.12.2007	117.800.004	153.809.950
HOTR-O-941A	102,00	101,30	101,70	29.8.2007	2.000.000	2.037.700
INGR-O-11CA	100,00	96,80	98,05	21.12.2007	79.368.000	78.615.092
JDGL-O-126A	99,50	99,50	99,50	25.7.2007	2.000.000	1.990.000
JDRA-O-129A	99,79	99,79	99,79	7.11.2007	7.500.000	7.484.250
JRLN-O-12AA	99,80	99,00	99,50	7.12.2007	14.000.000	13.919.500
MDKA-O-087A	98,50	98,50	98,50	4.10.2007	1.493.000	10.722.313
MTEL-O-097A	102,70	101,70	101,90	3.9.2007	5.700.000	5.807.600
NEXE-O-116A	99,65	95,50	96,50	21.12.2007	48.295.000	47.837.100
OPTE-O-142A	102,30	98,90	101,30	21.12.2007	65.445.827	65.901.181
PLVA-O-115A	103,00	99,05	99,25	3.12.2007	48.009.500	350.757.141
PODR-O-115A	97,70	94,40	94,40	21.12.2007	143.515.000	138.986.520
RBA-O-112A	99,00	97,30	97,50	12.10.2007	119.075.000	116.246.575
RHMF-O-077A	100,30	98,95	99,90	2.7.2007	69.006.320	505.001.158
RHMF-O-085A	102,99	99,60	100,15	28.12.2007	870.401.078	922.871.939
RHMF-O-08CA	104,40	101,05	101,61	28.12.2007	124.035.251	1.031.347.936

Symbol	High	Low	Last	Date	Volume	Turnover
RHMF-O-103A	108,10	102,40	103,40	28.12.2007	3.215.826.981	3.684.409.028
RHMF-O-125A	111,75	104,23	105,60	31.12.2007	345.052.653	3.255.376.852
RHMF-O-137A	99,95	94,45	96,20	31.12.2007	5.444.570.834	6.134.374.589
RHMF-O-142A	106,90	98,50	100,60	31.12.2007	555.942.683	4.418.352.513
RHMF-O-157A	98,95	91,35	92,65	28.12.2007	249.519.701	1.810.962.990
RHMF-O-15CA	108,00	97,40	98,70	31.12.2007	5.340.942.181	5.798.299.463
RHMF-O-172A	101,15	93,96	94,90	31.12.2007	7.313.675.056	7.622.659.748
RHMF-O-19BA	110,30	98,05	100,15	28.12.2007	340.767.002	2.769.920.677
Total					24.572.136.828	39.002.727.582
Reported trades**						
INGR-O-11CA	99,90	98,00	98,00	21.12.2007	18.865.000	18.657.350
PODR-O-115A	97,30	97,30	97,30	17.4.2007	30.000.000	29.190.000
RBA-O-112A	97,00	97,00	97,00	30.11.2007	8.000.000	7.760.000
RHMF-O-077A	100,20	98,95	100,15	5.6.2007	5.840.793	42.690.823
RHMF-O-085A	102,65	100,00	100,00	10.12.2007	71.000.000	72.400.000
RHMF-O-08CA	103,30	101,40	101,50	19.11.2007	22.440.000	168.880.242
RHMF-O-103A	107,95	103,20	103,25	21.12.2007	222.456.312	258.649.514
RHMF-O-125A	111,55	104,25	105,45	28.12.2007	60.728.760	483.720.898
RHMF-O-137A	99,80	94,70	96,35	4.12.2007	412.500.001	415.302.050
RHMF-O-142A	105,70	98,75	100,00	31.12.2007	76.150.002	719.570.090
RHMF-O-157A	98,75	91,50	93,00	31.12.2007	51.900.000	363.119.160
RHMF-O-15CA	107,65	97,40	98,30	29.11.2007	489.000.001	519.222.000
RHMF-O-172A	100,95	94,10	94,30	21.12.2007	625.000.003	637.955.500
RHMF-O-19BA	109,80	98,50	100,10	31.12.2007	52.090.000	392.491.149
Total					2.145.970.872	4.129.608.776
BONDS TOTAL					27.310.186.854	43.890.847.610

1.10. Financial Ratios

(Price, earnings and dividend in Kunas)

Symbol	Price 31.12.2007	EPS	P/E	Dividend for 2006	Dividend Yield
ATGR-R-A	877,01	16,7	52,5	0,00	0,0%
CROS-P-A	16.000,00	-	-	112,00	0,7%
CROS-R-A	17.700,00	506,6	34,9	112,00	0,6%
HT-R-A	352,75	27,0	13,0	2,53	0,7%
INA-R-A	2.786,00	55,2	50,5	13,08	0,5%
INGR-R-A	54.000,00	1.311,2	41,2	250,00	0,5%
ISTT-R-A	450,00	8,3	54,3	4,56	1,0%
MDKA-R-A	19.000,00	139,4	136,3	0,00	0,0%
MGMA-R-A	302,10	2,8	109,1	1,30	0,4%
PLVA-R-A	850,00	-24,2	-35,1	0,00	0,0%
PODR-R-A	510,00	7,7	65,9	5,00	1,0%
VART-R-1	238,00	-2,0	-118,1	0,00	0,0%
VERN-R-A	104,79	2,1	49,6	0,00	0,0%
VIRO-R-A	1.625,00	96,0	16,9	12,00	0,7%

1.11. Best performing stocks

(All prices in Kunas)

Symbol		2006	2007	%
BGAT-R-A	Bagat-trgovina d.d.	70,00	400,00	471,4
CHGB-R-*	Chromos d.d.	600,00	2.999,00	399,8
INGR-R-A	Ingra d.d.	11.351,01	54.000,00	375,7
TMPO-R-A*	Tempo d.d.	20,00	87,00	335,0
MBTN-R-A	Međimurje beton d.d.	69,00	294,97	327,5
LEDO-R-A	Ledo d.d.	4.201,01	17.800,00	323,7
ATPL-R-A	Atlantska plovidba d.d.	902,00	3.529,99	291,4
HDEL-R-A	Hidroelekta niskogradnja d.d.	491,05	1.835,00	273,7
IGH-R-A	Institut građevinarstva Hrvatske d.d.	3.999,99	14.129,99	253,3
TISK-R-A	Tisak d.d.	408,02	1.430,00	250,5
CRLI-R-A*	Croatia Lloyd d.d.	1.300,00	4.530,00	248,5
LKRI-R-A	Luka Rijeka d.d.	269,99	880,98	226,3
IPKO-R-A	IPK Osijek d.d.	56,00	181,00	223,2
DDJM-R-A	Đuro Đaković montaža d.d.	530,00	1.674,99	216,0
VDKT-R-A	Viadukt d.d.	1.249,50	3.925,00	214,1

* comparison is done with the first price in 2007

1.12. Under performing stocks

Symbol		2006	2007	%
ITC-R-A*	ITC d.d.	600,00	125,00	-79,2
JLEN-R-A	Jelen d.d. Čakovec	280,00	100,00	-64,3
MTC-R-A	MTC d.d. Čakovec	265,03	102,00	-61,5
NEXE-R-A*	Nexe grupa d.d.	10.000,00	4.000,00	-60,0
SSNC-P-A1	Banco Popolare Croatia d.d.	3.300,00	1.458,00	-55,8
CROR-R-A*	Croatia records d.d.	370,01	165,70	-55,2
SLTK-R-A	Slavonijatekstil d.d.	400,00	200,00	-50,0
JTMN-R-A	Jadran - metal d.d.	70,00	40,00	-42,9
MNDS-R-A	Mundus d.d.	815,02	475,00	-41,7
HVDC-R-A*	Hoteli Vodice d.d.	150,00	91,00	-39,3
PSMR-R-A*	Pismorad d.d.	1.120,00	700,00	-37,5
SIGM-R-A*	Slavonija IGM d.o.o.	3.000,00	1.900,00	-36,7
KOVA-P-A*	Končar - električni visokonaponski aparati d.d.	800,00	510,00	-36,3
JDRN-R-A	Jadran d.d.	462,00	296,07	-35,9
HPLT-R-A	Hoteli Plat d.d.	460,00	300,00	-34,8
KABA-P-A	Karlovačka banka d.d.	350,00	230,11	-34,3
ISTR-R-A*	Istra d.d.	2.700,00	1.800,01	-33,3
ABPR-R-A	Autobusni promet d.d. Varaždin	205,00	139,00	-32,2
SLMK-R-A	Slavonija MK d.d.	73,99	51,00	-31,1
LLRB-R-A	Lola Ribar d.d.	290,00	200,03	-31,0
PKMI-R-A	PPK d.d.	2.000,00	1.400,00	-30,0

* comparison is done with the first price in 2007

1.13. Top 10 Members by Equity Turnover

Rank	Member
1	Erste vrijednosni papiri d.o.o.
2	Fima vrijednosnice d.o.o.
3	Raiffeisenbank Austria d.d.
4	Auctor d.o.o.
5	Hypo Alpe-Adria-Bank d.d.
6	Zagrebačka banka d.d.
7	Interkapital vrijednosni papiri d.o.o.
8	Prva Generacija d.o.o.
9	I.C.F. d.o.o.
10	Hrvatska poštanska banka d.d.

1.14. Top 10 Members by Bond Turnover

Rank	Member
1	Interkapital vrijednosni papiri d.o.o.
2	Raiffeisenbank Austria d.d.
3	I.C.F. d.o.o.
4	Erste vrijednosni papiri d.o.o.
5	Zagrebačka banka d.d.
6	Privredna banka Zagreb d.d.
7	InterFinance d.o.o.
8	TO ONE brokeri d.o.o.
9	Societe Generale-Splitska banka d.d.
10	Volksbank d.d.

1.15. Top 10 Members by Total Turnover

Rank	Member
1	Interkapital vrijednosni papiri d.o.o.
2	Raiffeisenbank Austria d.d.
3	Erste vrijednosni papiri d.o.o.
4	Fima vrijednosnice d.o.o.
5	Auctor d.o.o.
6	Hypo Alpe-Adria-Bank d.d.
7	Zagrebačka banka d.d.
8	I.C.F. d.o.o.
9	Prva Generacija d.o.o.
10	Privredna banka Zagreb d.d.

2. Prices and Volumes for the Most Active Stocks

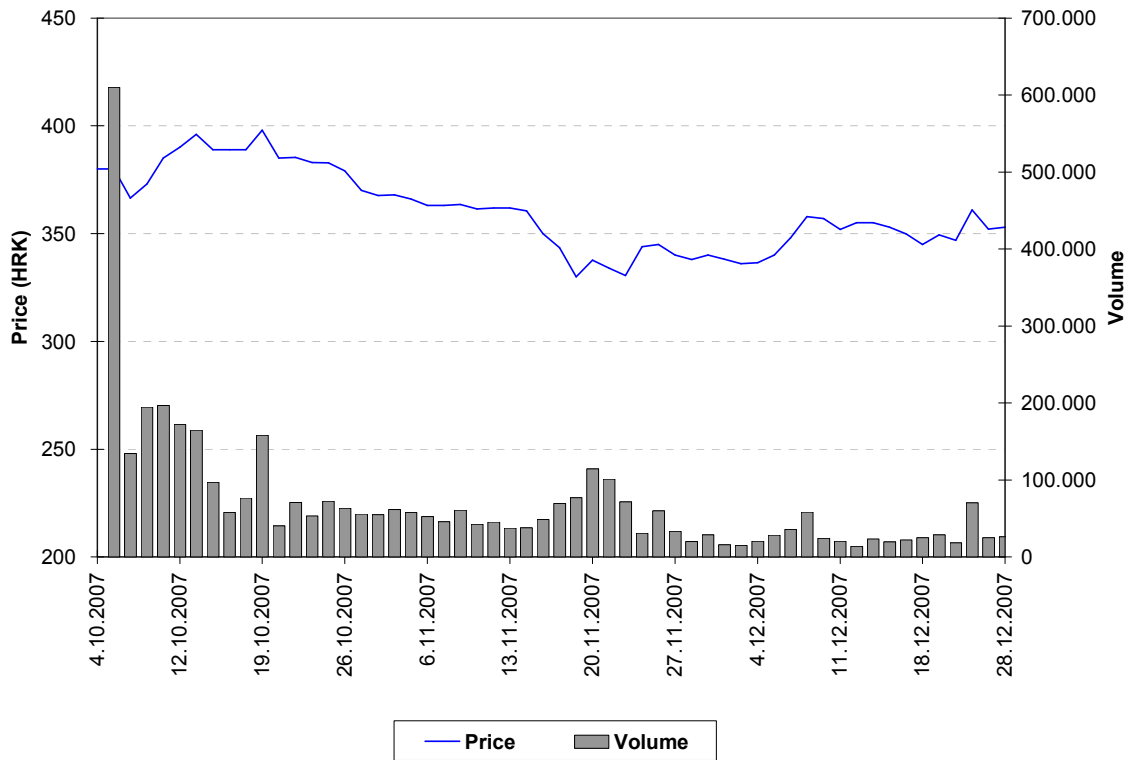


Chart 1: HT d.d.

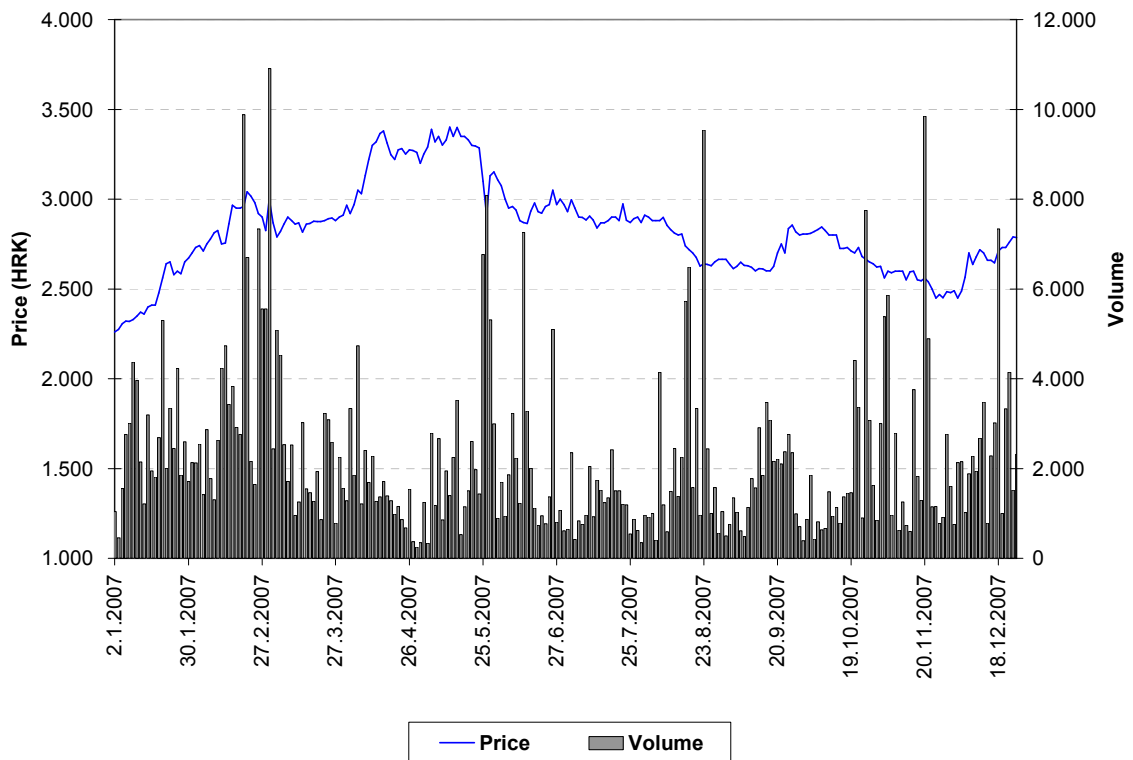


Chart 2: INA d.d.

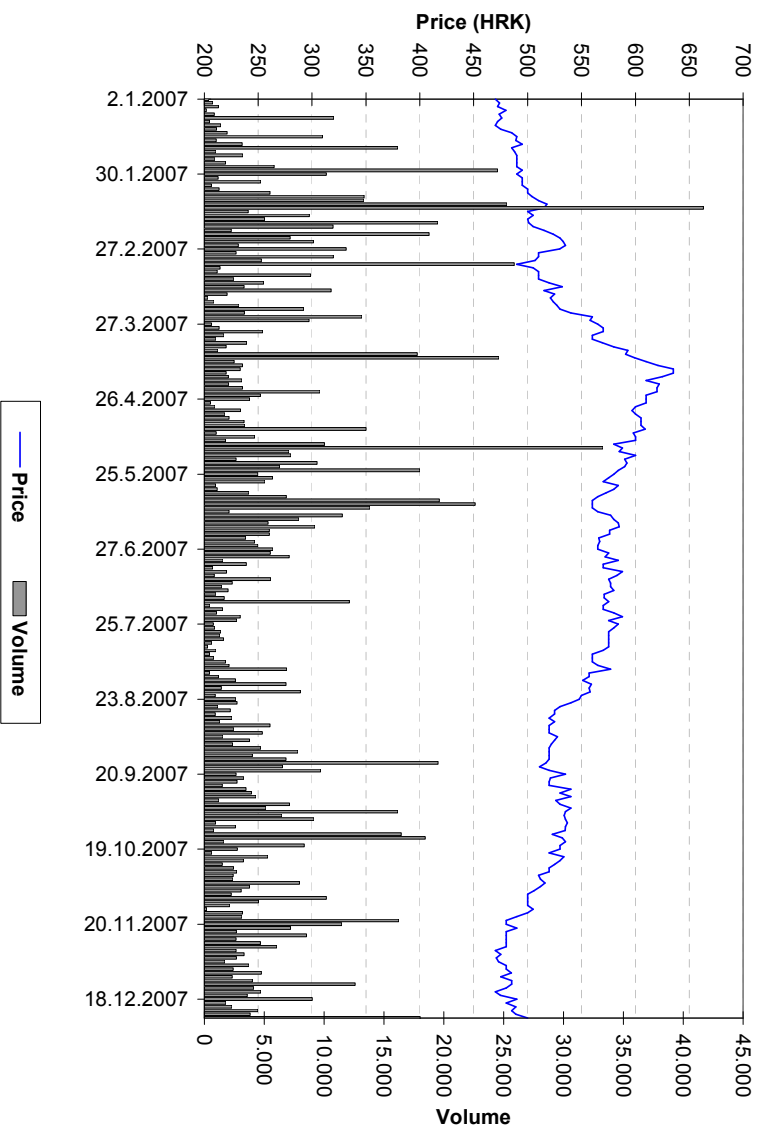
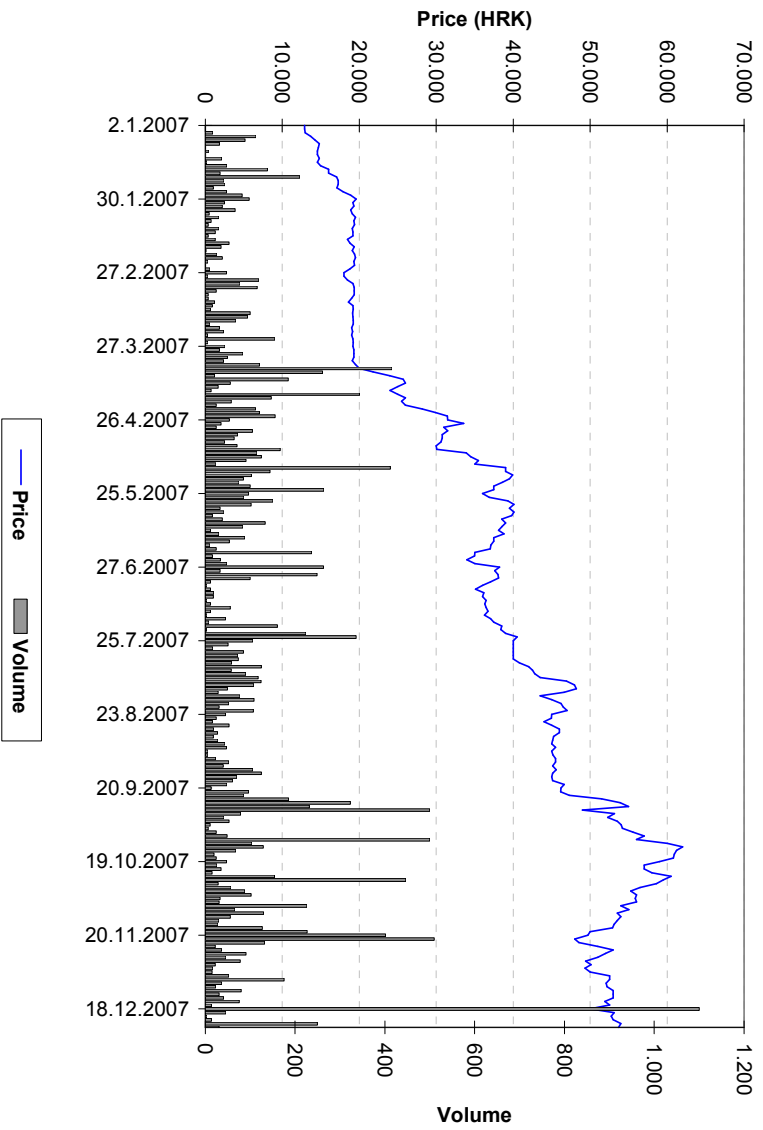


Chart 4: Podravka d.d.

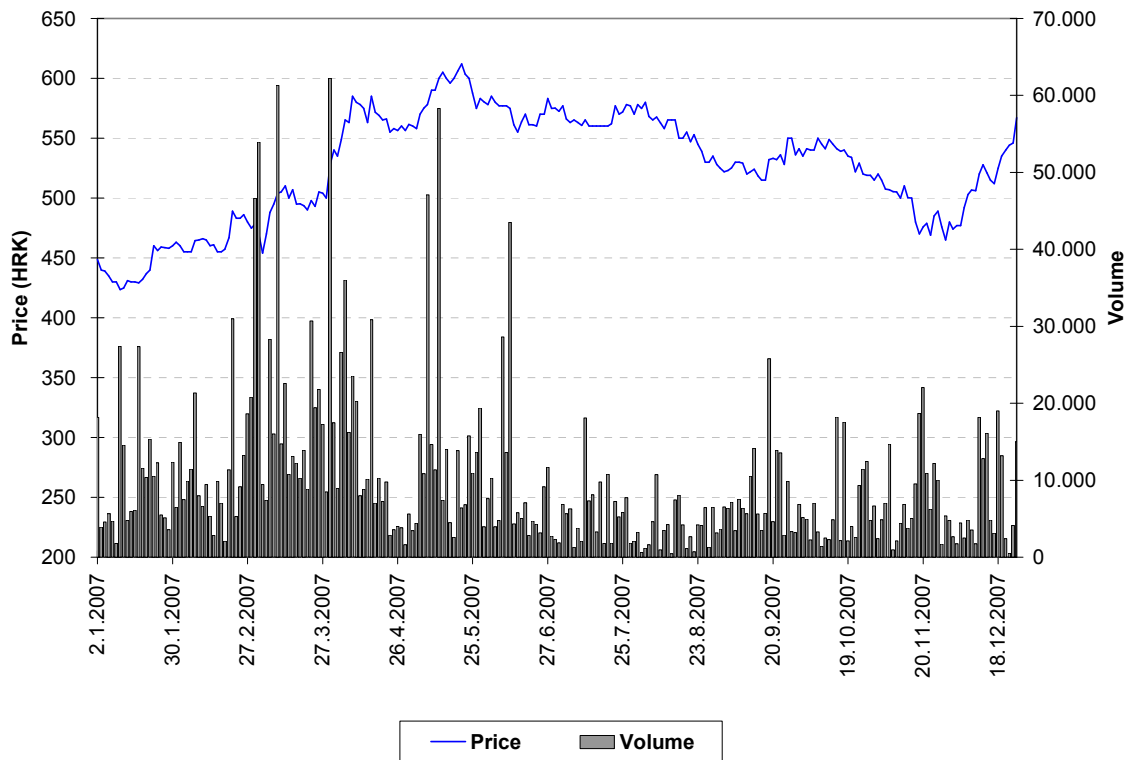


Chart 5: ADRIS GRUPA d.d., povlaštene dionice

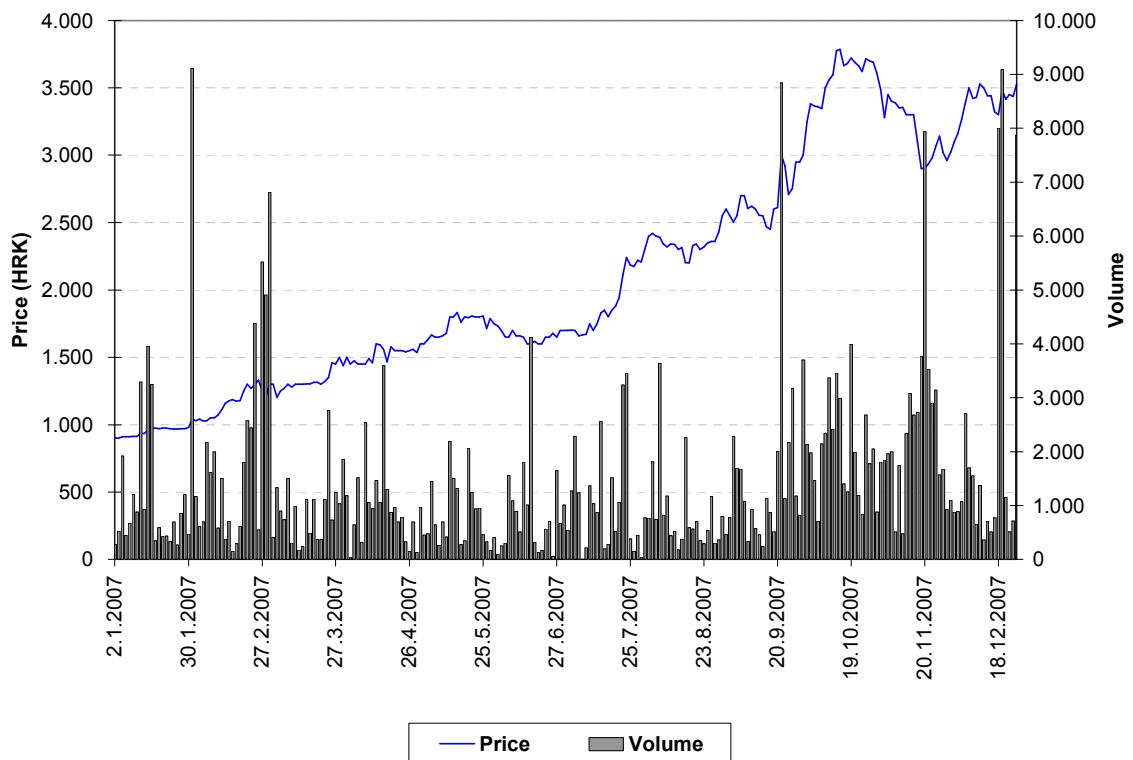


Chart 6: Atlantska plovidba d.d.

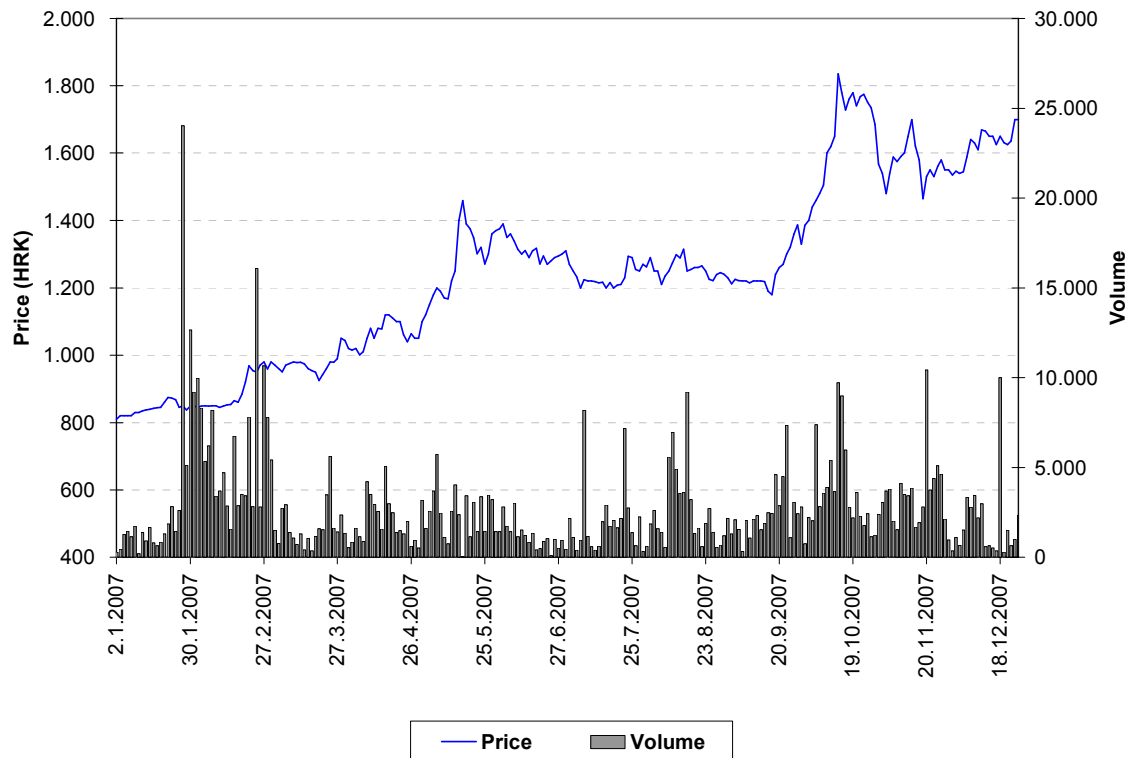


Chart 7: Dalekovod d.d.

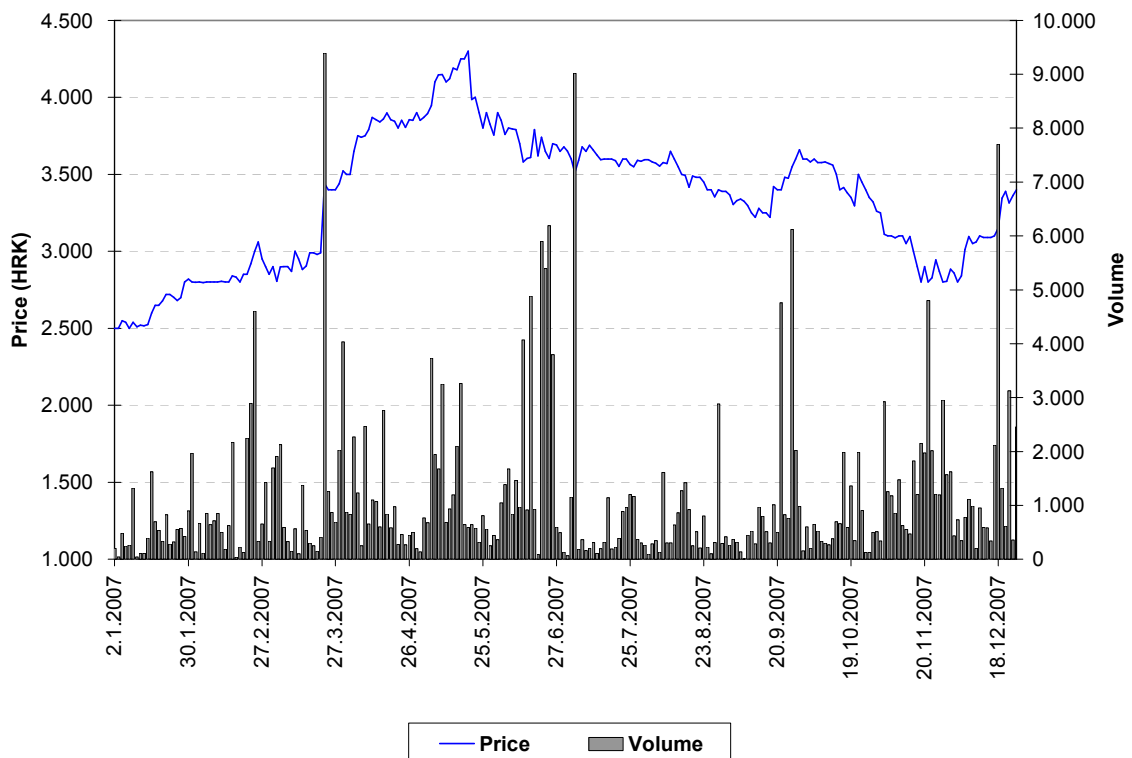


Chart 8: Ericsson Nikola Tesla d.d.

3. Listed Companies

Symbol	Company name	Shares outstanding	Nominal value
Official Market			
Common stocks			
ATGR-R-A	Atlantic grupa d.d.	2.469.995	40 HRK
CROS-R-A	Croatia osiguranje d.d.	307.598	1400 HRK
HT-R-A	HT d.d.	81.888.535	100 HRK
INA-R-A	Ina d.d.	10.000.000	900 HRK
INGR-R-A	Ingra d.d.	50.000	
ISTT-R-A	Istraturist Umag d. d.	4.674.995	100 HRK
MDKA-R-A	Medika d.d.	30.194	2000 HRK
MGMA-R-A	Magma d.d.	4.874.160	10 HRK
PLVA-R-A	Pliva d.d.	18.592.648	100 HRK
PODR-R-A	Podravka d.d.	5.420.003	300 HRK
VART-R-1	Varteks d. d.	1.538.097	200 HRK
VERN-R-A	Veterina d.d.	1.844.860	100 HRK
VIRO-R-A	Viro tvornica šećera d.d.	1.386.667	
Official Market			
Preferred stocks			
CROS-P-A	Croatia osiguranje d.d.	8.750	1400 HRK
ZIF market			
Common stocks			
SLPF-R-A	Slavonski ZIF d.d.	3.346.418	100 HRK
VLBT-R-A	Velebit, zatvoreni investicijski fond, d.d.	3.406.550	100 HRK
BRIN-R-A	ZIF breza d.d.	506.000	100 HRK
FMPS-R-A	ZIF Fima Proprius d.d.	2.003.172	100 HRK
JAKT-R-A	Jadran kapital d.d.	791.636	100 HRK
KAPF-R-A	Kapitalni fond d.d.	3.845.501	100 HRK
TRFM-R-A	Terra firma d. d.	36.000	1000 HRK
TRMD-R-A	Terra Mediterranea d.d.	230.997	100 HRK
UCMA-R-A	Učka-Marijan d.d.	81.015	100 HRK
JDD market			
Common stocks			
3MAJ-R-A	BI 3. maj d.d.	1.222.985	100 HRK
ABPR-R-A	Autobusni promet d.d. Varaždin	122.887	300 HRK
ACI-R-A	ACI d. d.	110.569	3600 HRK
ACM-R-A	ACM d.d.	143.553	100 HRK
ADCH-R-A	Adriachem d.d.	623.578	300 HRK
ADPL-R-A	AD plastik d.d.	4.199.584	100 HRK
ADRS-R-A	Adris grupa d. d.	9.615.900	10 HRK
AGMM-R-A	Agromeđimurje d.d. Čakovec	41.390	1900 HRK
AMDN-R-A	Apartmani Medena d.d.	765.376	300 HRK
ARNT-R-A	Arenaturist d. d.	2.182.500	300 HRK
ATLN-R-A	Atlas nekretnine d.d.	3.335.801	
ATLS-R-A	Atlas d.d.	1.904.315	
ATPL-R-A	Atlantska plovidba d.d.	1.362.260	300 HRK

Symbol	Company name	Shares outstanding	Nominal value
AUHR-R-A	Auto Hrvatska d.d. Zagreb	17.885	3700 HRK
BD62-R-A	Badel 1862 d.d.	752.106	300 HRK
BDMR-R-A	Brodmerkur d.d.	99.331	1900 HRK
BLJE-R-A	Belje d.d. Darda	8.215.487	100 HRK
BLKL-R-A	Bilokalnik-IPA d.d.	499.582	300 HRK
BLSC-R-A	Belišće d.d.	1.164.312	300 HRK
BPBA-R-A	VABA d.d.	1.533.550	100 HRK
BRIK-R-A	Borik d.d.	401.100	300 HRK
BRNK-R-A	Brionka d. d.	132.410	380 HRK
BRST-R-A	Brestovac d.d.	172.800	300 HRK
CEBA-R-A	Centar banka d.d.	284.249	400 HRK
CHAG-R-A	Chromos agro d.d.	125.977	500 HRK
CHBL-R-A	Chromos boje i lakovi d.d.	287.740	300 HRK
CHGB-R-A	Chromos d.d.	18.096	3600 HRK
CKML-R-A	Čakovečki mlinovi d.d.	105.000	400 HRK
CNTZ-R-A	Coning turizam d.d.	146.510	220 HRK
CRAL-R-A	Croatia airlines d.d.	4.924.279	200 HRK
CRBT-R-A	Croatia-baterije d.d.	180.090	300 HRK
CROLL-R-A	Croatia Lloyd d.d.	145.076	800 HRK
CTKS-R-A	Čateks d.d.	246.201	300 HRK
DALS-R-A	Dalma d.d.	1.241.157	370 HRK
DDJH-R-A	Đuro Đaković holding d.d.	3.237.068	100 HRK
DDJM-R-A	Đuro Đaković montaža d d.	253.186	300 HRK
DIOK-R-A	Dioki d.d.	4.042.058	500 HRK
DIV-R-A	DIV d.d.	180.371	100 DEM
DKVS-R-A	Đakovština d.d.	793.021	300 HRK
DLKV-R-A	Dalekovod d.d.	2.293.812	100 HRK
DLMC-R-A	Dalmacijacement d.d.	1.700.000	700 HRK
DLTC-R-A	Dalit corp. d.d.	304.130	100 DEM
DLVN-R-A	Dalmacijavino d.d.	777.500	200 HRK
DMUS-R-A	Rijekatekstil - Domus d.d.	428.676	100 HRK
DRNJ-R-A	Drvenjača d. d.	223.990	300 HRK
DTR-R-A	DTR d.d.	107.850	100 DEM
DUPM-R-A	Dubrovačko primorje d.d.	354.410	300 HRK
EIG-R-A	EIG d.d.	1.536.613	300 HRK
ELCN-R-A	Elcon d.d.	229.120	200 HRK
ELKL-R-A	Elektrometal d.d.	83.867	380 HRK
ELKP-R-A	Elektroprojekt d.d.	89.800	380 HRK
ELPR-R-A	Elektropromet d.d.	334.860	300 HRK
ERNT-R-A	Ericsson Nikola Tesla d.d.	1.331.650	100 HRK
EXCL-R-A	Hotel Excelsior d.d.	474.947	100 HRK
EXPD-R-A	Exportdrvo d.d.	159.064	400 HRK
FNVC-R-A	Finvest Corp d. d.	617.751	400 HRK
FRNK-R-A	Franck d.d.	427.170	600 HRK
GKBA-R-A	Veneto banka d.d.	1.690.280	100 HRK
GLEB-R-A	Galeb d.d.	140.553	300 HRK
HBAS-R-A	Hoteli Baška d. d.	299.369	370 HRK

Symbol	Company name	Shares outstanding	Nominal value
HBEL-R-A	Hotel Bellevue d.d.	43.834	300 HRK
HBRL-R-A	Hoteli Brela d.d.	525.270	200 HRK
HBVD-R-A	Hoteli Baška voda d.d.	286.383	300 HRK
HCRC-R-A	Hoteli Croatia d.d.	1.079.040	100 HRK
HCVT-R-A	Hoteli Cavtat d.d.	614.180	200 HRK
HDBK-R-A	Dubrovnik - Babin kuk d.d.	1.765.010	300 HRK
HDEL-R-A	Hidroelekta niskogradnja d.d.	623.881	100 HRK
HDUZ-R-A	Hotel Dubrovnik d.d.	267.200	380 HRK
HEFA-R-A	Helios Faros d.d.	338.420	200 HRK
HGSP-R-A	HG Spot d.d.	330.000	100 HRK
HHLD-R-A	Hoteli Haludovo Malinska d.d.	10.732.908	20 HRK
HIMR-R-A	Imperial d.d.	635.855	400 HRK
HJDR-R-A	Hoteli Jadran d.d.	107.115	700 HRK
HMAM-R-A	Hoteli Makarska d.d.	1.119.470	200 HRK
HMDN-R-A	Hotel Medena d.d.	393.800	300 HRK
HMST-R-A	Hoteli Maestral d.d.	515.720	200 HRK
HNVI-R-A	Hoteli Novi d.d.	67.146	1800 HRK
HOMS-R-A	Hoteli Omišalj d. d.	244.242	200 HRK
HPB-R-A	HPB d.d.	531.618	1100 HRK
HPDG-R-A	Hoteli Podgora d.d.	366.250	370 HRK
HRBC-R-A	Rabac d.d.	1.012.220	370 HRK
HRBS-R-A	Herbos d.d.	188.264	380 HRK
HRDH-R-A	Hrvatski duhani d.d.	842.807	300 HRK
HTCP-R-A	Hoteli Tučepi, d.d.	548.200	300 HRK
HTPK-R-A	HTP Korčula d.d.	426.425	300 HRK
HTPO-R-A	HTP Orebić d.d.	175.820	200 HRK
HUPZ-R-A	HUP - Zagreb d.d.	513.333	400 HRK
HVDC-R-A	Hoteli Vodice d.d.	468.634	
HZDZ-R-A	Hoteli Zadar d.d.	154.900	377,5 HRK
HZVG-R-A	Hoteli Živogošće d.d.	302.760	370 HRK
IGH-R-A	Institut građevinarstva Hrvatske d.d.	158.580	400 HRK
IKBA-R-A	Istarska kreditna banka Umag d.d.	57.487	1100 HRK
ILRA-R-A	Ilirija d.d.	249.386	390 HRK
IMZV-R-A	Imunološki zavod d.d.	200.620	380 HRK
INDG-R-A	Industrogradnja d.d.	125.072	1400 HRK
INKR-R-A	Inker d.d.	1.451.886	100 HRK
IPKK-R-A	IPK Kandit d.d.	715.090	100 HRK
IPKO-R-A	IPK Osijek d.d.	8.550.320	100 HRK
ISTR-R-A	Istra d.d.	64.980	1700 HRK
JDBA-R-A	Jadranska banka d.d.	36.400	2000 HRK
JDGT-R-A	Jadroagent d.d.	123.015	400 HRK
JDHR-R-A	Jadran hoteli d.d.	261.840	370 HRK
JDKM-R-A	Jadrnkamen d.d.	217.330	370 HRK
JDOS-R-A	Jadransko osiguranje d.d.	125.000	400 HRK
JDPL-R-A	Jadroplov d.d.	1.636.674	360 HRK
JDRA-R-A	Jadranka d. d.	332.484	1000 HRK
JDRF-R-A	Jadran film d.d.	163.470	100 DEM

Symbol	Company name	Shares outstanding	Nominal value
JDRN-R-A	Jadran d.d.	281.296	1800 HRK
JDTC-R-A	Jadran d.d.	141.633	300 HRK
JLSA-R-A	Jelsa d.d.	1.057.758	70 HRK
JMNC-R-A	Jamnica d.d.	22.126	3800 HRK
JNAF-R-A	Janaf d.d.	742.846	2700 HRK
JTMN-R-A	Jadran - metal d.d.	173.560	300 HRK
KABA-R-A	Karlovačka banka d.d.	1.339.176	100 HRK
KBZ-R-A	Kreditna banka Zagreb d.d.	1.319.945	100 HRK
KMSK-R-A	Kamensko d.d.	212.671	400 HRK
KNZM-R-A	Konzum d.d.	126.127	1800 HRK
KODT-R-A	Končar - distributivni i specijalni transformatori d.d.	97.094	300 HRK
KOEI-R-A	Končar - elektroindustrija, d.d.	2.572.119	400 HRK
KOES-R-A	Koestlin d.d.	130.276	700 HRK
KOKA-R-A	Koka d.d.	903.220	200 HRK
KORF-R-A	Dom holding d.d.	8.113.359	100 HRK
KOSK-R-A	Končar - sklopna postrojenja d.d.	68.842	300 HRK
KRAS-R-A	Kraš d.d.	1.373.621	400 HRK
KSST-R-A	Kaštelanski staklenici d.d.	113.593	2500 HRK
KTJV-R-A	Kutjevo d. d.	4.780.674	50 HRK
KTKS-R-A	Koteks d.d.	669.467	100 HRK
LANO-R-A	Laguna Novigrad d. d.	432.026	370 HRK
LANT-R-A	Lantea grupa d.d.	672.671	100 HRK
LCDS-R-A	Lucidus d.d.	2.531.200	100 HRK
LEDO-R-A	Ledo d.d.	220.170	380 HRK
LKPC-R-A	Luka Ploče d.d.	222.614	400 HRK
LKRI-R-A	Luka Rijeka d.d.	3.011.830	100 HRK
LLRB-R-A	Lola Ribar d.d.	127.139	400 HRK
LPLH-R-A	Lošinjska plovidba - holding d.d.	662.416	390 HRK
LPML-R-A	Lipa Mill d.d.	70.833	720 HRK
LRH-R-A	Liburnia riviera hoteli d. d.	302.641	3200 HRK
LURA-R-A	Dukat d.d.	3.000.000	100 HRK
LVCV-R-A	Lavčević d.d.	478.200	300 HRK
MAIS-R-A	Maistra d. d.	10.257.393	
MDAL-R-A	Marina Dalmacija d.d.	89.882	1300 HRK
MDPL-R-A	Mediteranska plovidba d.d.	156.126	370 HRK
MGKP-R-A	MGK-pack d.d.	219.862	200 HRK
MIO-R-A	Mio d.d.	286.914	300 HRK
MIV-R-A	MIV d.d.	15.018	3700 HRK
MLNR-R-A	Mlinar d.d.	195.409	400 HRK
MLNR-R-B	Mlinar d.d.	60.000	660 HRK
MMBA-R-A	Međimurska banka d.d.	319.750	400 HRK
MNDS-R-A	Mundus d.d.	24.031	1870 HRK
MRNA-R-A	Mirna d.d.	368.040	100 HRK
MRSK-R-A	Maraska d.d.	318.793	300 HRK
MTC-R-A	MTČ d.d. Čakovec	62.452	1200 HRK
NACE-R-A	Našicecement d.d.	644.329	400 HRK
NVBA-R-A	Nava banka d.d.	151.610	400 HRK

Symbol	Company name	Shares outstanding	Nominal value
OLVD-R-A	Olympia Vodice d.d.	468.786	
OSHE-R-A	Osiguranje Helios d.d.	14.517	3100 HRK
PABA-R-A	Partner banka d.d.	891.000	100 HRK
PAN-R-A	PAN - trgopromet d.d.	532.207	100 HRK
PBZ-R-A	PBZ d.d.	19.074.769	100 HRK
PDBA-R-A	Podravska banka d.d.	420.762	400 HRK
PIKR-R-A	PIK d. d.	233.460	350 HRK
PIVK-R-A	PIK-Vinkovci d.d.	317.225	400 HRK
PKMI-R-A	PPK d.d.	96.136	400 HRK
PLAG-R-A	Plava laguna d.d.	546.318	1800 HRK
PLCH-R-A	Palace hotel Zagreb d.d.	126.726	400 HRK
PLJK-R-A	Puljanka d.d.	1.055.558	100 HRK
PLTO-R-A	Pluto d.d.	87.440	400 HRK
PNIA-R-A	Panonija d.d. Osijek	160.177	300 HRK
PPOR-R-A	PP Orahovica d.d.	165.803	700 HRK
PRFC-R-A	Proficio d.d.	3.912.908	100 HRK
PRMS-R-A	Primošten d.d.	1.290.774	200 HRK
PTKM-R-A	Petrokemija d.d.	3.341.117	270 HRK
PUNT-R-A	Pounje d.d.	2.666.700	10 HRK
PURI-R-A	Puris d. d.	625.801	300 HRK
RGNC-R-A	Regeneracija d.d.	25.714	2000 HRK
RIBA-R-A	Erste&Steiermärkische Bank d d.	16.113.843	100 HRK
RIVP-R-A	Riviera Poreč d.d.	3.653.517	300 HRK
RIZO-R-A	RIZ-odašiljači d.d.	135.902	370 HRK
RVTR-R-A	Rovinjturist d. d.	113.210	445,19 HRK
SAPN-R-A	Saponia d.d.	658.564	300 HRK
SCHB-R-A	Schott Boral d. d.	364	100 HRK
SCOS-R-A	Sunce osiguranje d.d.	200.000	100 HRK
SDBA-R-A	Banka splitsko-dalmatinska d.d.	471.620	100 HRK
SLDM-R-A	Slobodna Dalmacija d.d.	1.542.666	100 HRK
SLMK-R-A	Slavonija MK d.d.	359.487	200 HRK
SLRS-R-A	Solaris d.d.	726.990	300 HRK
SLTK-R-A	Slavonijatekstil d.d.	10.640	3600 HRK
SMNS-R-A	Siemens d.d.	945.906	100 HRK
SNBA-R-A	Slatinska banka d.d.	918.972	100 HRK
SPVA-R-A	Spačva d.d. Vinkovci	276.522	300 HRK
SSNC-R-A	Banco Popolare Croatia d.d.	98.800	500 HRK
SUNH-R-A	Sunčani Hvar d.d.	6.196.132	100 HRK
TANG-R-A	Tang tvornica alata d.d.	145.000	500 HRK
TDZ-R-A	Tvornica duhana Zagreb d.d.	324.808	700 HRK
TEP-R-A	TEP d.d.	377.847	200 HRK
THMT-R-A	Tehnomont d. d.	277.716	300 HRK
THNK-R-A	Tehnika d.d.	189.460	900 HRK
TISK-R-A	Tisak d.d.	2.386.587	100 HRK
TKPR-R-A	Tekstilpromet d.d.	93.873	400 HRK
TLM-R-A	TLM d.d.	1.840.082	300 HRK
TMPO-R-A	Tempo d.d.	607.952	100 HRK

Symbol	Company name	Shares outstanding	Nominal value
TNKC-R-A	Tankerkomerc d.d.	34.182	1880 HRK
TNPL-R-A	Tankerska plovidba d.d.	626.385	600 HRK
TNSA-R-A	Transadria d.d.	28.755	1910 HRK
TOZ-R-A	TOZ penkala, Tvornica olovaka Zagreb d.d.	200.000	300 HRK
TRKT-R-A	Trokut d.d.	121.302	300 HRK
TSTR-R-A	Tekstilstroj d.d.	114.442	300 HRK
TUHO-R-A	Turisthotel d.d.	409.756	300 HRK
ULJN-R-A	Uljanik brodogradilište d. d.	2.236.253	300 HRK
ULPL-R-A	Uljanik Plovidba d. d.	270.000	400 HRK
UNPP-R-A	Unijapapir d.d.	19.210	1800 HRK
VDKT-R-A	Viadukt d.d.	345.820	300 HRK
VIS-R-A	Vis d.d.	517.839	100 HRK
VJSN-R-A	Vjesnik d.d.	1.061.683	100 HRK
VLDS-R-A	Fima validus d.d.	1.951.538	100 HRK
VLHO-R-A	Valamar grupa d.d.	6.641.246	10 HRK
VLPV-R-A	PPK Valpovo d.d.	407.790	300 HRK
VPIK-R-A	Vupik d.d.	1.422.127	400 HRK
VRBS-R-A	Vrboska d.d.	128.650	300 HRK
VSK-R-A	Banka kovanica d.d.	680.420	100 HRK
ZABA-R-A	Zagrebačka banka d.d.	3.352.193	380 HRK
ZAPI-R-A	Zagrebačka pivovara d.d.	620.450	100 DEM
ZDNK-R-A	Zdenka d.d.	458.068	300 HRK
ZITP-R-A	Žitoproizvod d.d.	109.300	400 HRK
ZLAR-R-A	Zlatni rat d.d.	552.319	370 HRK
ZLJS-R-A	Željezara Split d.d.	113.216	1200 HRK
ZLTO-R-A	Zlatni otok d.d.	357.590	360 HRK
ZPKL-R-A	Zagrebačke pekarnice Klara d.d.	283.760	400 HRK
ZTNJ-R-A	Žitnjak d.d.	205.643	690 HRK
ZVCV-R-A	Zvečevo d.d.	307.808	200 HRK
ZVZD-R-A	Zvijezda d.d.	100.257	2000 HRK

JDD market**Preferred stocks**

ADRS-P-A	Adris grupa d. d.	6.784.100	10 HRK
CEBA-P-A	Centar banka d.d.	62.500	400 HRK
CRAL-P-A	Croatia airlines d.d.	17.590	100 HRK
CRAL-P-A1	Croatia airlines d.d.	6.762	100 HRK
CRAL-P-A2	Croatia airlines d.d.	13.025	100 HRK
CRAL-P-A3	Croatia airlines d.d.	7.356	100 HRK
CRAL-P-A4	Croatia airlines d.d.	6.464	100 HRK
GKBA-P-A	Veneto banka d.d.	109.720	100 HRK
HCRC-P-A	Hoteli Croatia d.d.	402.500	100 HRK
IKBA-P-A	Istarska kreditna banka Umag d.d.	1.513	1100 HRK
KABA-P-A	Karlovačka banka d.d.	10.824	100 HRK
KODT-P-A	Končar - distributivni i specijalni transformatori d.d.	30.714	300 HRK
KOSK-P-A	Končar - sklopna postrojenja d.d.	40.718	300 HRK
PLAG-P-A	Plava laguna d.d.	105.000	1000 HRK
PUNT-P-A	Pounje d.d.	600.000	10 HRK

Symbol	Company name	Shares outstanding	Nominal value
SSNC-P-A1	Banco Popolare Croatia d.d.	18.200	500 HRK
ZABA-P-B	Zagrebačka banka d.d.	13.212	540 HRK
Parallel Market			
Common stocks			
ADBK-R-A	Auto-Dubrovnik d.d.	60.073	300 HRK
AGED-R-A	Agram educa d.d.	41.000	1000 HRK
AGLG-R-A	Agrolaguna d. d.	28.487	2500 HRK
AHRV-R-A	Auto Hrvatska d.d. Split	21.212	500 DEM
ATSK-R-A	Autotransport Karlovac d.d.	92.000	200 HRK
AUSL-R-A	Autoslavonija d.d.	44.328	300 HRK
AUTR-R-A	Autotransport d.d.	586.673	30 HRK
BAOT-R-A	Baotić d.d.	43.740	400 HRK
BCIN-R-A	BC institut d.d.	16.650	1800 HRK
BDSS-R-A	Brodospas d.d.	372.331	80 HRK
BGAT-R-A	Bagat-trgovina d.d.	27.804	370 HRK
BJPL-R-A	Bojoplast d.d.	8.628	370 HRK
BOR-R-A	Bor d. d.	89.240	300 HRK
BRBA-R-A	Banka Brod d. d.	8.284	3800 HRK
BZJK-R-A	Božjakovina d.d.	204.989	300 HRK
CNMR-R-A	Cenmar d.d.	244.365	100 HRK
CROR-R-A	Croatia records d.d.	114.066	200 HRK
CSVZ-R-A	Cesta-Varaždin d.d.	11.600	2500 HRK
DBPS-R-A	Dubravica d.d.	61.220	770 HRK
DHBJ-R-A	Euroduhan d.d.	8.115	1800 HRK
DIKL-R-A	DI Klana d. d.	10.657	3500 HRK
DRMC-R-A	Derma d.d.	43.292	400 HRK
DRVP-R-A	Drvoplast d.d.	44.760	380 HRK
ED63-R-A	Euro daus 1963 d.d.	71.182	200 HRK
EHOS-R-A	Euroherc osiguranje d.d.	305.010	200 HRK
EKOM-R-A	Eko međimurje d.d.	70.238	400 HRK
ELKM-R-A	Elektromaterijal d.d.	74.999	400 HRK
ELTR-R-A	Elektroda Zagreb d.d.	83.879	300 HRK
ENRE-R-A	Energoremont d.d.	44.110	300 HRK
ETZ-R-1	ETZ d.d. Osijek	11.246	300 HRK
EUDS-R-A	Euro Daus d.d.	71.182	200 HRK
EUVB-R-A	Euroviba d.d.	50.085	400 HRK
GFZK-R-A	Geofizika d.d.	92.460	300 HRK
GIPK-R-A	GP Krk d.d.	58.052	380 HRK
GZST-R-A	Geodetski zavod d.d.	8.700	380 HRK
HARG-R-A	Grand Villa Argentina d.d.	1.554.972	100 HRK
HBNV-R-A	Bonavia d.d.	85.863	100 DEM
HEMR-R-A	Hemar d.d.	11.199	100 HRK
HPLT-R-A	Hoteli Plat d.d.	197.255	300 HRK
HSPT-R-A	Hospitalija d.d.	102.212	100 HRK
IGML-R-A	IGM d.d. Lepoglava	174.930	400 HRK
INFS-R-A	Infosistem d.d.	53.557	400 HRK
ISAU-R-A	Istra - auto d.d.	83.523	200 HRK

Symbol	Company name	Shares outstanding	Nominal value
ITC-R-A	ITC d.d.	36.726	600 HRK
IVEX-R-A	Istravino d. d.	148.635	400 HRK
IVNC-R-A	Ivančica d.d.	23.556	400 HRK
JLEN-R-A	Jelen d.d. Čakovec	66.268	400 HRK
KMEN-R-A	Kamen d.d.	99.458	300 HRK
KMKA-R-A	Kemika d.d.	95.259	300 HRK
KMLC-R-A	TERMOPLIN-NOVI MAROF d.d.	3.432	1920 HRK
KODS-R-A	Kordun d.d.	106.427	100 HRK
KOMI-R-A	Končar - montažni inženjering d.d.	19.719	300 HRK
KOSN-R-A	Končar - električni aparati srednjeg napona d.d.	39.216	300 HRK
KOTR-R-A	Končar - mjerni transformatori d.d.	36.165	300 HRK
KOVA-R-A	Končar - električni visokonaponski aparati d.d.	48.890	300 HRK
KRDN-R-A	Kordun d.d.	256.320	50 HRK
KTKA-R-A	Kotka d.d.	36.550	800 HRK
LANA-R-A	Lana-karlovačka tiskara d.d.	60.801	380 HRK
LNIA-R-A	Lonia d.d.	100.297	200 HRK
LOVI-R-A	Model pakiranja d.d.	419.506	200 HRK
MBTN-R-A	Međimurje beton d.d.	53.309	
MDKS-R-A	Modeks d.d. Mursko Središće	9.186	1600 HRK
MDSP-R-A	Modra špilja d.d.	61.655	300 HRK
MILS-R-A	Mils, mljekara Split d.d.	60.706	100 DEM
MKTL-R-A	Merkantile d.d.	67.180	380 HRK
MLDN-R-A	Mladina d.d.	96.098	300 HRK
MMTZ-R-A	Montmontaža d.d.	8.028	3500 HRK
MNTK-R-A	Montkemija d.d.	47.494	300 HRK
MRNC-R-A	Mrežnica d.d.	108.680	200 HRK
MTHL-R-A	Metroholding d.d.	1.720.086	100 HRK
NEXE-R-A	Nexe grupa d.d.	473.189	200 HRK
PNTU-R-A	Panturist d.d.	76.880	140 HRK
PPLM-R-A	Preplam d.d.	42.252	1000 HRK
PRRD-R-A	Prerada d.d.	161.846	300 HRK
PSMR-R-A	Pismorad d.d.	23.290	370 HRK
PZC-R-A	PZC Ssplit d.d.	49.500	380 HRK
PZCV-R-A	PZC Varaždin d.d.	156.895	100 HRK
RBAG-R-A	Riba d.d.	20.318	400 HRK
RCNC-R-A	R.C. d.d.	8.049	300 HRK
RVRA-R-A	Rivijera d.d.	277.161	330 HRK
RZVL-R-A	Farmal d.d.	64.990	300 HRK
SEM-R-A	Split tours d.d.	28.435	100 HRK
SLTR-R-A	Slavijatrans d.d.	80.470	300 HRK
SM86-R-A	SEM 1986 d.d.	136.432	100 HRK
SMBA-R-A	Samoborska banka d.d.	70.354	700 HRK
SNHO-R-A	SN holding d.d.	2.950.000	
SOUC-R-A	Son-ugo-cor d.d.	89.150	400 HRK
SPNV-R-A	Spin Valis d. d. Požega	72.905	400 HRK
SPPL-R-A	Splitska plovidba d.d.	187.767	300 HRK
STBA-R-A	Societe generale-splitska banka d.d.	4.914.258	100 HRK

Symbol	Company name	Shares outstanding	Nominal value
TIMT-R-A	TIM d.d.	285.400	100 HRK
TKZD-R-A	Tvornica kruha Zadar d.d.	47.890	370 HRK
TNER-R-A	Tanker d.d.	78.000	100 HRK
TRMP-R-A	TERMOPLIN d.d.	50.013	400 HRK
TRST-R-A	Trast d.d.	12.148	2000 HRK
TSHC-R-A	Tvornica stočne hrane d.d.	13.551	800 HRK
URIH-R-A	Urbanistički institut Hrvatske d.d.	22.898	300 HRK
UTEN-R-A	Vossloh utenzilija d.d.	27.308	300 HRK
VDMV-R-A	Vodomaterijal d.d.	41.084	100 HRK
VGVI-R-A	Vrgorka-vinarija d.d.	29.936	380 HRK
VISK-R-A	Vis konfekcija d.d. Varaždin	18.494	1500 HRK
VLVI-R-A	Vinoplod-vinarija d.d.	11.146	2600 HRK
VPSP-R-A	Vodoprivreda Split d.d.	14.520	1000 HRK
VZVJ-R-A	Varaždinec d.d.	9.675	300 HRK
ZEP-R-A	Zagrebačko elektrotehničko poduzeće d.d.	75.560	370 HRK
ZSZG-R-A	Zaštita-Zagreb d.d.	5.778	1880 HRK
Parallel Market			
Preferred stocks			
BRBA-P-A	Banka Brod d. d.	2.547	3800 HRK
ISGF-P-B	Istragrafika d.d.	54.639	200 HRK
KOMI-P-A	Končar - montažni inženjering d.d.	19.706	300 HRK
KOSN-P-A	Končar - električni aparati srednjeg napona d.d.	26.383	300 HRK
KOTR-P-A	Končar - mjerni transformatori d.d.	27.132	300 HRK
KOVA-P-A	Končar - električni visokonaponski aparati d.d.	16.446	300 HRK

4. Listed Bonds

Symbol	Issuer	Nominal value	Issued volume	Interest	Maturity
Official Market					
ATGR-O-11CA	Atlantic grupa d.d.	1 HRK	115.000.000	5,75%	6.12.2011
BLSC-O-091A	Belišće d.d.	1 EUR	8.000.000	5,50%	14.1.2009
FNOI-D-087A	Fund for the Restitution of Deprived Property	5,11 EUR	666.929	0,00%	1.7.2008
FNOI-D-091A	Fund for the Restitution of Deprived Property	5,11 EUR	666.929	0,00%	1.1.2009
FNOI-D-097A	Fund for the Restitution of Deprived Property	5,11 EUR	666.929	0,00%	1.7.2009
FNOI-D-101A	Fund for the Restitution of Deprived Property	5,11 EUR	666.929	0,00%	1.1.2010
FNOI-D-107A	Fund for the Restitution of Deprived Property	5,11 EUR	666.929	0,00%	1.7.2010
FNOI-D-111A	Fund for the Restitution of Deprived Property	5,11 EUR	666.929	0,00%	1.1.2011
FNOI-D-117A	Fund for the Restitution of Deprived Property	5,11 EUR	666.929	0,00%	1.7.2011
FNOI-D-121A	Fund for the Restitution of Deprived Property	5,11 EUR	666.929	0,00%	1.1.2012
FNOI-D-127A	Fund for the Restitution of Deprived Property	5,11 EUR	666.929	0,00%	1.7.2012
FNOI-D-131A	Fund for the Restitution of Deprived Property	5,11 EUR	666.929	0,00%	1.1.2013
FNOI-D-137A	Fund for the Restitution of Deprived Property	5,11 EUR	666.929	0,00%	1.7.2013
FNOI-D-141A	Fund for the Restitution of Deprived Property	5,11 EUR	666.929	0,00%	1.1.2014
FNOI-D-147A	Fund for the Restitution of Deprived Property	5,11 EUR	666.929	0,00%	1.7.2014

Symbol	Issuer	Nominal value	Issued volume	Interest	Maturity
FNOI-D-151A	Fund for the Restitution of Deprived Property	5,11 EUR	666.929	0,00%	1.1.2015
FNOI-D-157A	Fund for the Restitution of Deprived Property	5,11 EUR	666.929	0,00%	1.7.2015
FNOI-D-161A	Fund for the Restitution of Deprived Property	5,11 EUR	666.929	0,00%	1.1.2016
FNOI-D-167A	Fund for the Restitution of Deprived Property	5,11 EUR	666.929	0,00%	1.7.2016
FNOI-D-171A	Fund for the Restitution of Deprived Property	5,11 EUR	666.929	0,00%	1.1.2017
FNOI-D-177A	Fund for the Restitution of Deprived Property	5,11 EUR	666.929	0,00%	1.7.2017
FNOI-D-181A	Fund for the Restitution of Deprived Property	5,11 EUR	666.929	0,00%	1.1.2018
FNOI-D-187A	Fund for the Restitution of Deprived Property	5,11 EUR	666.929	0,00%	1.7.2018
FNOI-D-191A	Fund for the Restitution of Deprived Property	5,11 EUR	666.929	0,00%	1.1.2019
FNOI-D-197A	Fund for the Restitution of Deprived Property	5,11 EUR	666.929	0,00%	1.7.2019
GDKC-O-116A	City of Koprivnica	1 HRK	60.000.000	6,50%	29.6.2011
GDRI-O-167A	City of Rijeka	1 EUR	16.383.008	4,13%	18.7.2016
GDST-O-137A	City of Split	1 EUR	8.000.000	4,56%	24.7.2013
GDST-O-15BA	City of Split	1 EUR	8.100.000	4,75%	27.11.2015
GDZD-O-119A	City of Zadar	1 EUR	18.500.000	5,50%	1.9.2011
HBOR-O-112A	Hrvatska banka za obnovu i razvitak d.d.	1 EUR	300.000.000	4,88%	11.2.2011
HEP-O-13BA	HEP d.d.	1 HRK	500.000.000	5,00%	29.11.2013
HEP-O-17CA	HEP d.d.	1 HRK	700.000.000	6,50%	7.12.2017
HYBA-O-086A	Hypo Alpe-Adria bank d.d.	1 HRK	150.000.000	6,50%	6.6.2008
INGR-O-11CA	Ingra d.d.	1 HRK	200.000.000	6,13%	6.12.2011
JDGL-O-126A	Jadran - galenski laboratorij d. d.	1 HRK	125.000.000	5,65%	11.6.2012
JDRA-O-129A	Jadranka d. d.	1 HRK	75.000.000	6,48%	13.9.2012
JRLN-O-12AA	Jadrolinija d.d.	1 HRK	70.000.000	6,50%	25.10.2012
MDKA-O-087A	Medika d.d.	1 EUR	16.500.000	4,50%	11.7.2008
NEXE-O-116A	Nexe grupa d.d.	1 HRK	750.000.000	5,50%	14.6.2011
OIV-O-14BA	Odašiljači i veze d.o.o.	1 HRK	100.000.000	7,25%	20.11.2014
PLVA-O-115A	Pliva d.d.	1 EUR	75.000.000	5,75%	12.5.2011
PODR-O-115A	Podravka d.d.	1 HRK	375.000.000	5,13%	17.5.2011
RBA-O-112A	Raiffeisenbank Austria d.d.	1 HRK	600.000.000	4,13%	10.2.2011
RHMF-O-085A	Republic of Croatia	1 HRK	1.000.000.000	6,13%	28.5.2008
RHMF-O-08CA	Republic of Croatia	1 EUR	200.000.000	6,88%	14.12.2008
RHMF-O-103A	Republic of Croatia	1 HRK	3.000.000.000	6,75%	8.3.2010
RHMF-O-125A	Republic of Croatia	1 EUR	500.000.000	6,88%	23.5.2012
RHMF-O-137A	Republic of Croatia	1 HRK	4.000.000.000	4,50%	11.7.2013
RHMF-O-142A	Republic of Croatia	1 EUR	650.000.000	5,50%	10.2.2014
RHMF-O-157A	Republic of Croatia	1 EUR	350.000.000	4,25%	14.7.2015
RHMF-O-15CA	Republic of Croatia	1 HRK	5.500.000.000	5,25%	15.12.2015
RHMF-O-172A	Republic of Croatia	1 HRK	5.500.000.000	4,75%	8.2.2017
RHMF-O-19BA	Republic of Croatia	1 EUR	500.000.000	5,38%	29.11.2019
	Regular Market				
GROS-O-17AA	City of Osijek	1 HRK	25.000.000	5,500%	30.10.2017
GRVI-O-17AA	City of Vinkovci	1 HRK	42.000.000	5,500%	23.10.2017
	Parallel market				
HOTR-O-941A	Hospitalija trgovina d.o.o.	1 HRK	75.000.000	8,250%	5.10.2009
MTEL-O-097A	Metronet telekomunikacije d.d.	1 HRK	120.000.000	8,500%	28.7.2009
OPTE-O-142A	OT-optima telekom d.d.	1 HRK	250.000.000	9,125%	1.2.2014

5. Listed Certificates

Symbol	Issuer	Nominal value	Issued volume
RHMJ-A-A	Republic of Croatia, Ministry of Construction	1 HRK	400.000.000
RHMF-A-A	Republic of Croatia, Ministry of Finance	1 HRK	644.750.000

6. Listed Commercial Papers

Symbol	Issuer	Nominal value	Issued volume
Official Market			
BLSC-M-808A	Belišće d.d.	1 HRK	13.000.000
BLSC-M-811A	Belišće d.d.	1 HRK	25.000.000
INGR-M-840A	Ingra d.d.	1 HRK	38.000.000
MDKA-M-843A	Medika d.d.	1 HRK	70.000.000
MGMA-M-812A	Magma d.d.	1 HRK	25.000.000
VART-M-826A	Varteks d. d.	1 HRK	30.000.000
Regular Market			
ATPL-M-803A	Atlantska plovidba d.d.	1 HRK	60.000.000
BLSC-M-817A	Belišće d.d.	1 HRK	10.000.000
DIMS-M-828A	Digitel medijski servisi d.o.o.	1 HRK	50.000.000
DLKV-M-803A	Dalekovod d.d.	1 HRK	75.000.000
DLKV-M-805A	Dalekovod d.d.	1 HRK	32.000.000
HGSP-M-838A	HG Spot d.d.	1 HRK	50.000.000
KAMG-M-826A	Kamgrad d.d.	1 HRK	50.000.000
KNGI-M-823A	King ICT d.o.o.	1 HRK	45.000.000
MGMA-M-807A	Magma d.d.	1 HRK	45.000.000
MSAN-M-836A	M SAN grupa d.d.	1 HRK	45.000.000
MSAN-M-845A	M SAN grupa d.d.	1 HRK	28.900.000
OPHR-M-820A	Oktal pharma d.o.o.	1 HRK	50.000.000
PBZC-M-816A	PBZ card d.o.o.	1 HRK	50.000.000
PLOR-M-815A	Plodine d. d.	1 HRK	50.000.000
PLOR-M-819A	Plodine d. d.	1 HRK	40.000.000
PLOR-M-824A	Plodine d. d.	1 HRK	20.000.000
RPRO-M-805A	Rijeka promet d. d.	1 HRK	40.000.000
WUSP-M-849A	Wulf Sport d.d.	1 HRK	8.500.000
ZGMN-M-851A	Zagreb-montaža d.o.o.	1 HRK	30.000.000

7. Methodological Remarks

- 1) High is the highest trading price for the share in the selected period of time.
- 2) Low is the lowest trading price for the share in the selected period of time.
- 3) Last is the price of the last trade for the share in the selected period of time.
- 4) The performance of shares is calculated with the last prices in the compared periods.
- 5) Reported trades are trades with bonds greater than 3,000,000 HRK in accordance with the Zagreb Stock Exchange Rules.
- 6) Institutional trades are trades reported to the Zagreb Stock Exchange by institutional investors in accordance with Securities Law.
- 7) For the price curve daily closing prices are used.