



ZAGREBAČKA BURZA  
THE ZAGREB STOCK EXCHANGE

# Trading Summary Third quarter of 2009

**Zagreb, October 2009.**

**This report or any part thereof may be reprinted, copied or redistributed in any way only with prior written permission and full credit.**

The information contained herein is compiled and collected with care, but total accuracy and/or completeness is not guaranteed by the Zagreb Stock Exchange (ZSE). This publication is issued with the express condition to which everyone purchasing and making use thereof assents that no liability shall be incurred by ZSE. This publication is issued for information purposes only and is not to be construed in any way as an invitation to purchase or sell any security mentioned herein. ZSE recommends to any potential investor to seek professional advice before investing.

Copyright © 2009. Zagrebačka burza d.d.  
Zagreb  
Ivana Lučića 2a

All rights reserved.

# Content:

- 1. TRADING STATISTICS ..... 1**
  - 1.1. GENERAL CHARACTERISTICS ..... 1
  - 1.2. TRADING OVERVIEW BY MONTH ..... 2
  - 1.3. STOCKS WITH THE LARGEST MARKET CAPITALIZATION ..... 4
  - 1.4. MOST ACTIVE STOCKS BY TURNOVER ..... 5
  - 1.5. STOCKS PERFORMANCE ..... 6
  - 1.6. BOND PERFORMANCE ..... 9
  - 1.7. RIGHTS PERFORMANCE ..... 10
  - 1.8. COMMERCIAL PAPERS PERFORMANCE ..... 10
  - 1.9. TOP 10 MEMBERS BY EQUITY TURNOVER ..... 11
  - 1.10. TOP 10 MEMBERS BY BOND TURNOVER ..... 11
  - 1.11. TOP 10 MEMBERS BY TOTAL TURNOVER ..... 11
  - 1.12. BEST PERFORMING STOCKS ..... 12
  - 1.13. UNDER PERFORMING STOCKS ..... 12
- 2. PRICES AND VOLUMES FOR THE MOST ACTIVE STOCKS ..... 13**
- 3. LISTED COMPANIES ..... 16**
- 4. LISTED BONDS ..... 23**
- 5. LISTED RIGHTS ..... 25**
- 6. LISTED COMMERCIAL PAPERS ..... 25**
- 7. METHODOLOGICAL REMARKS ..... 26**



# 1. Trading statistics

## 1.1. General characteristics

(Market Capitalization in HRK millions)

	Second quarter of 2009	Third quarter of 2009	% change
Regular turnover			
Stocks	2.497.097.776	1.767.432.279	-29,2%
Bonds	41.254.482	48.905.798	18,5%
Rights	3.707.028	2.335.762	-37,0%
Commercial bills	303.061	1.686.495	456,5%
Block turnover	0	0	-
Reported turnover	37.355.000	84.298.026	125,7%
Institutional turnover	332.572.871	294.854.315	-11,3%
<b>Total turnover</b>	<b>2.912.290.219</b>	<b>2.199.512.675</b>	<b>-24,5%</b>
Regular volume:			
Stocks	10.589.544	7.877.994	-25,6%
Bonds	16.525.539	34.401.757	108,2%
Rights	2.332.831	1.427.621	-38,8%
Commercial bills	310.000	1.697.480	447,6%
Block volume	0	0	-
Reported volume	45.000.000	12.350.000	-72,6%
Institutional volume	102.348.500	198.771.367	94,2%
<b>Total volume</b>	<b>177.106.414</b>	<b>256.526.219</b>	<b>44,8%</b>
CROBEX <sup>®</sup>	1.896,36	2.197,36	15,9%
CROBEX10	999,25	1.155,19	15,6%
CROBIS <sup>®</sup>	86,27	89,06	3,2%
Total number of trades	151.821	103.613	-31,8%
Number of securities traded	246	214	-13,0%
Number of trading days	59	65	10,2%
<b>Market Capitalization</b>			
Equities	142.428,2	149.974,7	5,3%
Bonds	33.255,6	33.926,1	2,0%
<b>Total</b>	<b>175.683,8</b>	<b>183.900,8</b>	<b>4,7%</b>
<b>Daily average:</b>			
Turnover	49.360.851	33.838.657	-31,4%
Volume	3.001.804	3.946.557	31,5%
Number of trades	2.573	1.594	-38,0%

## 1.2. Trading Overview by Month

(Market Capitalization in HRK millions)

Month	Number of trades		Volume		Number of securities traded	Market Capitalization
	Total	Average daily	Total	Average daily		
July	36.644	1.593	47.614.335	2.070.188	177	131.522,4
August	24.713	1.236	21.002.889	1.050.144	159	138.380,5
September	42.256	1.921	187.908.995	8.541.318	174	149.974,7
<b>Total</b>	<b>103.613</b>	<b>1.594</b>	<b>256.526.219</b>	<b>3.946.557</b>	<b>214</b>	

(Turnover in HRK millions)

Month	Equity		Bonds		Rights		Total turnover
	Turnover	%	Turnover	%	Turnover	%	
July	654,1	91,6	60,0	8,4	0,0	0,0	714,1
August	399,4	88,8	48,6	10,8	1,7	0,4	449,7
September	713,9	68,9	321,2	31,0	0,6	0,1	1.035,7
<b>Total</b>	<b>1.767,4</b>	<b>80,4</b>	<b>429,7</b>	<b>19,5</b>	<b>2,3</b>	<b>0,1</b>	<b>2.199,5</b>

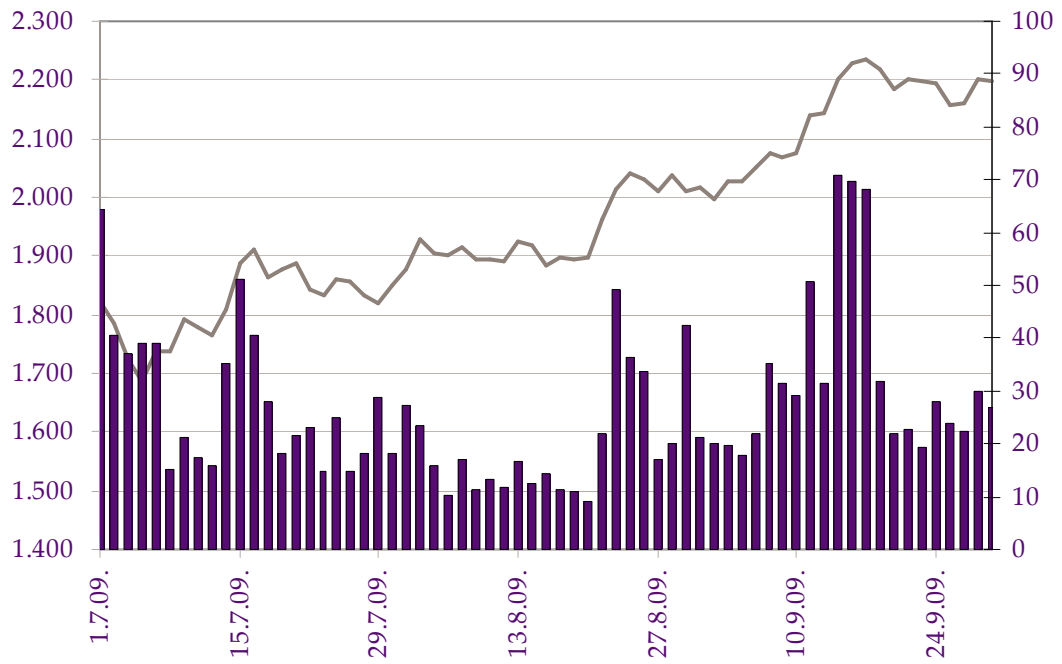


Chart 1: CROBEX® and equity turnover

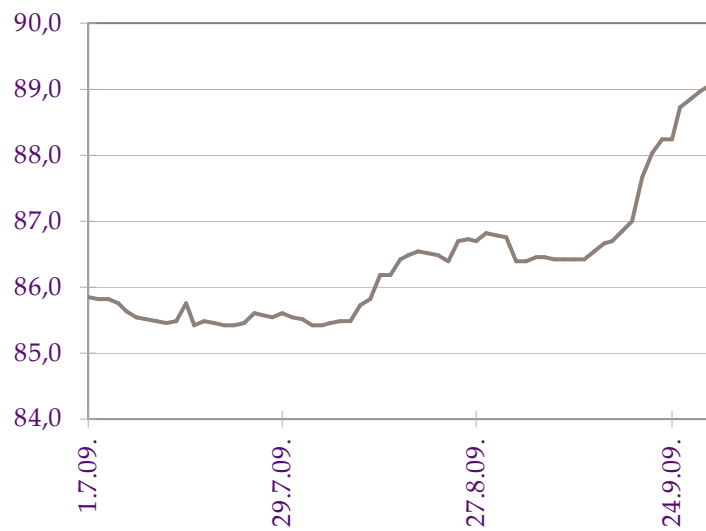


Chart 2: Zagreb Stock Exchange bond index CROBIS®

### 1.3. Stocks with the Largest Market Capitalization

	Symbol	Issuer	Market capitalization (HRK mil)	Pct (%)	Cumulative percentage
1	HT-R-A	HT d.d.	21.332,0	14,2	14,2
2	ZABA-R-A	Zagrebačka banka d.d.	17.933,5	12,0	26,2
3	INA-R-A	Ina d.d.	17.000,0	11,3	37,5
4	PBZ-R-A	PBZ d.d.	12.494,2	8,3	45,8
5	PLVA-R-A	Pliva d.d.	9.591,4	6,4	52,2
6	RIBA-R-A	Erste&Steiermärkische Bank d. d.	6.622,1	4,4	56,7
7	KNZM-R-A	Konzum d.d.	3.360,5	2,2	58,9
8	ADRS-R-A	Adris grupa d. d.	2.875,2	1,9	60,8
9	ZAPI-R-A	Zagrebačka pivovara d.d.	2.357,7	1,6	62,4
10	EHOS-R-A	Euroherc osiguranje d.d.	2.162,2	1,4	63,8
		Others	54.245,9	36,2	100,0
		<b>Total</b>	<b>149.974,7</b>		

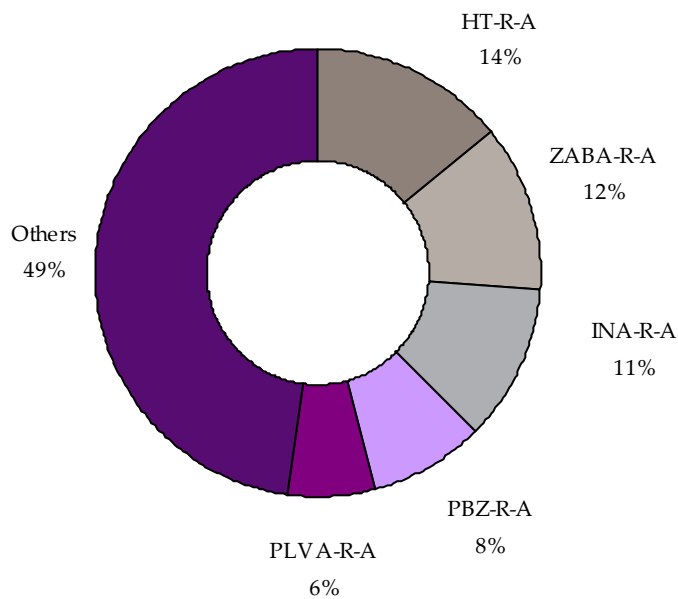


Chart 3: Market Capitalization



## 1.4. Most Active Stocks by Turnover

	Symbol	Issuer	Turnover (HRK)	Pct (%)	Cumulative percentage
1	HT-R-A	HT d.d.	426.932.560	24,2	24,2
2	ATPL-R-A	Atlantska plovidba d.d.	249.773.400	14,1	38,3
3	IGH-R-A	Institut IGH d.d.	117.552.068	6,7	44,9
4	DLKV-R-A	Dalekovod d.d.	112.206.701	6,3	51,3
5	INGR-R-A	Ingra d.d.	92.871.451	5,3	56,5
6	ADRS-P-A	Adris grupa d. d.	60.751.625	3,4	60,0
7	JDPL-R-A	Jadroplov d.d.	59.262.759	3,4	63,3
8	INA-R-A	Ina d.d.	53.571.878	3,0	66,4
9	ULPL-R-A	Uljanik Plovidba d. d.	47.903.139	2,7	69,1
10	PTKM-R-A	Petrokemija d.d.	44.290.843	2,5	71,6
		Others	502.315.855	28,4	100,0
		<b>Total</b>	<b>1.767.432.279</b>		

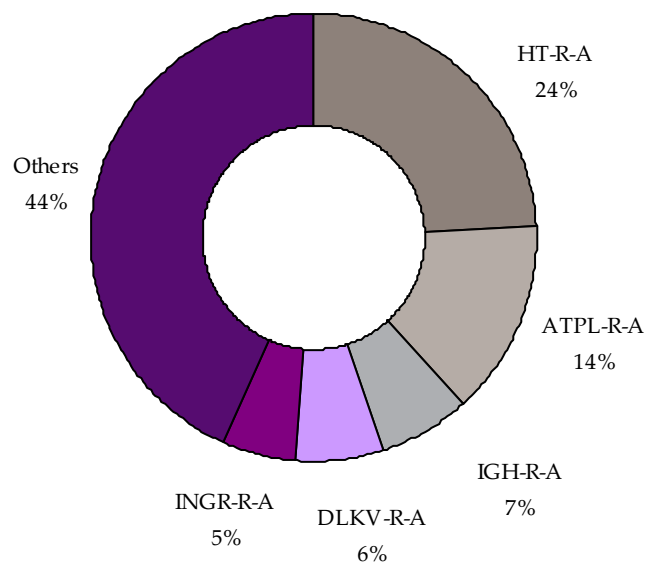


Chart 4: Structure of equity turnover

## 1.5. Stocks Performance

(All prices and turnover in HRK, Market Capitalization in HRK millions)

	High	Low	Last	Date of last trade	Change (%)	Volume	Turnover	Market capitalization
<b>Official Market</b>								
ATGR-R-A	760,00	489,00	695,00	30.9.2009	35,5	33.356	19.040.616	1.716,6
CROS-P-A	5.250,00	3.376,96	5.250,00	30.9.2009	39,9	303	1.588.627	45,9
CROS-R-A	5.090,00	3.151,03	4.651,00	30.9.2009	32,9	910	4.163.488	1.430,6
HT-R-A	267,99	214,65	260,50	30.9.2009	19,2	1.833.992	426.932.560	21.332,0
IGH-R-A	4.375,00	2.930,01	4.080,50	30.9.2009	10,3	32.703	117.552.068	647,1
INA-R-A	1.830,00	1.249,99	1.700,00	30.9.2009	24,6	35.418	53.571.878	17.000,0
INGR-R-A	61,49	36,00	57,10	30.9.2009	32,9	1.978.398	92.871.451	428,3
ISTT-R-A	303,00	270,00	298,89	30.9.2009	2,7	5.212	1.544.670	1.397,3
MDKA-R-A	8.484,00	7.042,00	8.400,00	28.9.2009	-11,6	12	97.236	253,6
MGMA-R-A	78,00	60,00	75,00	30.9.2009	7,9	26.360	1.842.065	365,6
OPTE-R-A	56,00	35,00	40,29	30.9.2009	-8,4	18.338	779.596	113,6
PLVA-R-A	520,00	467,00	467,00	22.9.2009	-10,2	245	118.297	9.591,4
PODR-R-A	289,98	220,00	284,95	30.9.2009	18,7	45.363	11.350.000	1.544,4
PTKM-R-A	164,99	100,00	159,09	30.9.2009	27,3	331.765	44.290.843	531,5
VART-R-1	37,05	29,00	33,20	28.9.2009	3,5	34.319	1.169.282	63,8
VERN-R-A	68,69	55,00	61,50	30.9.2009	-11,8	9.538	583.113	113,5
VIRO-R-A	505,00	248,00	470,00	30.9.2009	48,9	106.898	42.294.694	651,7
<b>Regular Market</b>								
ACI-R-A	3.896,00	2.800,00	3.152,50	22.9.2009	-5,9	120	430.521	350,1
ADPL-R-A	75,00	38,00	70,00	30.9.2009	52,2	67.300	3.872.545	294,0
ADRS-P-A	283,00	192,00	272,63	30.9.2009	22,3	250.186	60.751.625	1.849,5
ADRS-R-A	305,00	228,50	299,00	29.9.2009	11,2	78.469	22.091.299	2.875,2
AGMM-R-A	1.000,00	1.000,00	1.000,00	26.8.2009	0,0	82	82.000	41,4
AMDN-R-A	50,00	50,00	50,00	3.7.2009	0,0	352	17.600	38,3
ARNT-R-A	66,00	40,00	65,01	30.9.2009	54,8	4.454	231.137	141,9
ATLN-R-A	34,99	18,50	26,10	30.9.2009	30,5	22.643	543.725	87,1
ATLS-R-A	29,90	23,25	28,93	27.8.2009	-3,6	1.978	52.311	55,1
ATPL-R-A	1.196,99	900,00	1.123,00	30.9.2009	-0,4	226.723	249.773.400	1.567,2
AUHR-R-A	495,00	350,00	495,00	30.9.2009	15,1	4.501	1.905.052	327,6
BD62-R-A	144,00	105,18	144,00	28.9.2009	10,8	1.700	215.972	108,3
BLSC-R-A	379,00	290,00	321,00	29.9.2009	-5,6	19.612	6.186.271	373,7
BLJE-R-A	97,00	70,00	84,53	30.9.2009	1,0	89.811	7.305.546	694,5
BPBA-R-A	99,00	51,00	51,00	30.9.2009	-62,2	339	25.741	90,0
BRIK-R-A	119,00	119,00	119,00	8.7.2009	0,0	171	20.349	47,7
BRIN-R-A	34,00	27,98	27,98	30.9.2009	-18,9	2.283	66.579	14,2
BZJK-R-A	200,00	150,00	175,01	29.9.2009	-12,3	152	24.827	35,9
CEBA-P-A	329,00	247,00	329,00	30.9.2009	31,6	466	122.446	20,6
CEBA-R-A	319,00	215,00	299,95	28.9.2009	15,4	2.179	599.401	85,3
CHAG-R-A	300,00	200,01	295,00	29.9.2009	-26,3	1.039	302.725	35,5
CHBL-R-A	150,00	150,00	150,00	17.7.2009	0,0	43	6.450	43,2
CKML-R-A	3.300,00	2.701,00	2.850,00	22.9.2009	-5,0	287	890.583	299,3
CRAL-R-A	135,00	135,00	135,00	10.9.2009	22,7	20	2.700	664,8
CRLL-R-A	3.299,87	3.200,00	3.290,01	17.9.2009	-0,3	50	163.629	477,3
DDJH-R-A	58,00	43,00	53,00	30.9.2009	0,0	149.389	7.529.230	171,6
DDJM-R-A	480,00	300,00	480,00	3.8.2009	0,0	81	24.480	121,5
DIOK-R-A	172,01	120,00	159,46	29.9.2009	12,3	15.140	2.233.436	644,5
DKVS-R-A	47,01	38,00	44,00	30.9.2009	-4,7	1.449	64.825	46,4
DLKV-R-A	443,00	312,00	416,01	30.9.2009	6,7	289.231	112.206.701	954,2
ELKL-R-A	309,00	300,00	300,00	16.9.2009	0,0	42	12.951	25,2
ELKP-R-A	700,00	500,01	500,01	22.9.2009	-24,2	263	139.542	44,9
ELPR-R-A	87,99	87,99	87,99	28.9.2009	-25,4	7	616	29,5
ERNT-R-A	1.540,00	1.112,01	1.499,00	30.9.2009	19,9	31.235	42.060.934	1.996,1

	High	Low	Last	Date of last trade	Change (%)	Volume	Turnover	Market capitalization
EXCL-R-A	100,00	100,00	100,00	7.7.2009	0,0	6	600	114,8
EXPD-R-A	550,00	500,00	500,00	24.9.2009	-16,7	357	195.350	72,0
FMP5-R-A	48,75	27,00	35,00	23.9.2009	-12,5	1.270	44.760	70,1
FNVC-R-A	164,99	108,00	137,00	29.9.2009	-12,7	1.644	221.786	84,6
FRNK-R-A	863,00	730,00	785,00	29.9.2009	-6,5	927	716.964	335,3
HBAS-R-A	100,05	100,00	100,05	9.9.2009	0,0	47	4.701	30,0
HBVD-R-A	100,00	95,00	100,00	23.9.2009	42,9	140	13.950	28,6
HCRC-R-A	122,50	110,00	110,00	24.8.2009	-10,2	237	26.470	118,7
HDBK-R-A	70,00	60,20	65,66	28.9.2009	2,6	2.007	126.062	115,9
HDEL-R-A	370,00	205,63	331,11	30.9.2009	10,4	48.170	14.730.299	206,6
HGSP-R-A	105,00	49,00	75,00	21.8.2009	-25,0	116	6.589	24,8
HIMR-R-A	219,00	120,00	190,01	30.9.2009	-2,1	2.118	370.054	120,8
HMAM-R-A	119,98	100,00	102,02	28.9.2009	-4,0	2.579	272.136	114,2
HMDN-R-A	65,00	30,00	65,00	25.8.2009	-5,8	213	13.390	25,6
HMST-R-A	200,01	200,01	200,01	1.7.2009	-11,9	32	6.400	103,1
HOMS-R-A	16,01	9,05	13,50	15.9.2009	35,0	3.271	31.640	3,3
HPB-R-A	1.989,00	1.506,00	1.700,00	30.9.2009	-14,2	81	135.058	1.011,2
HPBR-R-A	135,00	135,00	135,00	9.7.2009	0,0	10	1.350	40,8
HPDG-R-A	54,00	34,02	37,55	30.9.2009	-25,0	2.823	120.183	13,8
HRBC-R-A	78,00	60,00	78,00	16.9.2009	11,4	3.671	258.574	79,0
HRDH-R-A	49,99	21,09	49,98	28.9.2009	66,7	1.746	44.199	42,1
HTPK-R-A	125,00	72,61	101,00	30.9.2009	12,0	3.162	333.084	43,1
HUPZ-R-A	1.826,00	1.220,00	1.465,00	30.9.2009	-16,5	2.412	4.012.276	690,6
HZDZ-R-A	185,00	185,00	185,00	2.9.2009	-1,6	6	1.110	28,7
HZVG-R-A	49,00	27,60	32,00	29.9.2009	6,7	1.046	45.374	9,7
IMZV-R-A	331,00	150,00	319,00	30.9.2009	71,5	2.897	680.438	71,9
INDG-R-A	590,00	480,00	494,00	30.9.2009	-16,3	4.813	2.494.628	223,5
IPKK-R-A	345,00	190,00	312,00	30.9.2009	16,0	25.780	6.834.543	223,1
IPKO-R-A	35,01	30,01	35,00	18.9.2009	0,0	1.594	54.420	299,3
JAKT-R-A	22,12	22,00	22,12	17.9.2009	0,5	430	9.476	17,5
JDBA-R-A	2.999,00	2.100,25	2.650,00	30.9.2009	14,3	493	1.189.214	317,0
JDGT-R-A	510,00	425,50	500,00	21.9.2009	8,5	847	408.615	55,4
JDKM-R-A	99,00	95,00	95,00	10.9.2009	0,0	151	14.350	20,6
JDOS-R-A	3.400,00	2.100,00	3.000,00	29.9.2009	15,4	580	1.517.890	375,0
JDPL-R-A	209,00	147,80	199,00	30.9.2009	3,1	314.712	59.262.759	325,7
JDRA-R-A	402,00	360,09	400,00	24.9.2009	0,0	440	175.204	133,0
JMNC-R-A	39.880,50	31.500,00	37.003,00	23.9.2009	-7,5	17	579.404	818,7
JNAF-R-A	2.887,00	1.700,00	2.499,99	30.9.2009	25,0	5.805	13.104.820	1.857,1
KABA-R-A	106,80	68,41	90,52	30.9.2009	12,3	29.800	2.342.968	121,2
KBZ-R-A	210,00	210,00	210,00	25.8.2009	0,0	100	21.000	391,8
KNZM-R-A	163,00	101,00	148,02	30.9.2009	23,4	34.651	4.646.955	3.360,5
KODT-P-A	1.949,00	1.266,00	1.899,00	29.9.2009	24,9	561	936.485	58,3
KODT-R-A	2.299,96	1.330,02	2.200,00	28.9.2009	8,4	1.124	2.231.322	213,6
KOEI-R-A	452,00	312,00	441,05	30.9.2009	13,1	111.241	42.630.107	1.134,4
KOES-R-A	160,00	160,00	160,00	6.7.2009	-67,3	21	3.360	20,8
KOKA-R-A	200,00	200,00	200,00	22.9.2009	0,0	270	54.000	180,6
KORF-R-A	54,00	36,02	49,60	30.9.2009	17,6	319.453	14.772.146	370,4
KRAS-R-A	305,00	265,00	274,04	30.9.2009	-12,7	38.242	11.044.602	376,4
KTJV-R-A	45,51	40,01	40,01	28.9.2009	-12,1	296	12.093	229,1
LANO-R-A	13,00	10,00	11,95	21.9.2009	-8,6	9.031	99.066	186,4
LCDS-R-A	38,00	30,08	30,08	28.9.2009	-16,5	7.955	284.990	76,1
LEDO-R-A	5.700,00	3.500,00	5.460,00	30.9.2009	20,8	4.185	20.065.104	1.202,1
LKPC-R-A	1.600,00	1.017,07	1.505,01	30.9.2009	13,2	12.257	16.038.583	335,0
LKRI-R-A	246,00	159,00	222,22	30.9.2009	6,8	32.140	6.600.225	1.329,0
LPLH-R-A	179,00	140,00	155,00	30.9.2009	1,9	7.118	1.147.398	102,7
LRH-R-A	2.099,94	1.500,00	1.650,00	30.9.2009	-20,3	2.534	4.164.504	499,4
LURA-R-A	300,00	223,00	270,05	30.9.2009	-18,9	807	211.165	810,2
LVCV-R-A	300,00	210,00	252,00	29.9.2009	-4,5	2.572	692.799	120,5
MAIS-R-A	88,00	62,29	78,56	29.9.2009	14,8	11.957	892.707	805,8

	High	Low	Last	Date of last trade	Change (%)	Volume	Turnover	Market capitalization
MIV-R-A	3.100,00	2.650,00	2.700,00	3.9.2009	21,1	114	306.100	40,5
MLNR-R-A	637,00	400,05	637,00	30.9.2009	14,8	999	594.440	124,5
MNDS-R-A	200,00	192,50	192,60	11.9.2009	-41,6	325	64.716	4,6
NVBA-R-A	248,00	248,00	248,00	17.9.2009	10,2	22	5.456	105,9
PBZ-R-A	715,00	485,00	655,01	29.9.2009	23,6	13.449	7.949.374	12.494,2
PDBA-R-A	500,57	401,01	500,57	17.9.2009	24,2	764	353.535	334,8
PIKR-R-A	155,00	150,00	155,00	28.8.2009	-12,9	128	19.542	36,2
PIVK-R-A	370,00	198,50	199,00	8.9.2009	-33,7	650	176.995	63,1
PKMI-R-A	351,00	305,00	305,00	8.9.2009	-12,9	502	172.048	29,3
PLAG-R-A	1.800,00	1.125,00	1.402,00	28.9.2009	14,9	230	298.220	765,9
PLJK-R-A	96,99	50,02	96,99	17.9.2009	-3,0	103	5.710	102,4
PRFC-R-A	18,00	14,04	15,83	30.9.2009	-6,9	41.036	632.102	61,9
PUNT-R-A	1,30	0,70	1,19	29.9.2009	20,2	145.163	142.621	3,2
QUNE-R-A	84,88	52,00	70,00	17.9.2009	34,6	144.694	11.574.724	157,9
RIBA-R-A	400,00	300,00	389,90	30.9.2009	11,4	15.567	5.829.534	6.622,1
RIVP-R-A	183,98	150,00	167,04	28.9.2009	-7,2	4.475	714.202	610,3
RIZO-R-A	264,99	240,00	264,99	28.9.2009	-11,6	130	32.475	99,2
SAPN-R-A	140,50	100,00	123,90	17.9.2009	6,8	1.227	146.684	81,6
SDBA-R-A	190,00	169,95	188,99	16.9.2009	0,5	1.345	241.531	89,1
SLDM-R-A	69,30	50,00	50,00	4.8.2009	-28,5	1.050	65.045	261,1
SLPF-R-A	39,00	30,05	38,70	30.9.2009	-3,2	71.300	2.642.626	129,5
SLRS-R-A	218,01	182,00	204,99	29.9.2009	-6,0	945	184.595	126,6
SMNS-R-A	640,00	487,00	640,00	30.9.2009	30,9	360	198.807	605,4
SNBA-R-A	129,00	95,00	118,00	29.9.2009	2,6	10.191	1.112.424	108,4
SPVA-R-A	109,50	82,00	109,00	23.9.2009	0,5	183	17.878	30,1
SUNH-R-A	46,97	31,00	37,89	30.9.2009	5,2	10.721	423.597	277,0
TDZ-R-A	2.300,00	2.300,00	2.300,00	25.9.2009	0,0	154	354.200	747,1
TEP-R-A	35,00	19,09	21,00	30.9.2009	-40,0	522	11.280	7,9
THMT-R-A	140,00	140,00	140,00	27.8.2009	0,0	165	23.100	37,6
THNK-R-A	2.769,99	1.401,50	2.390,00	30.9.2009	29,3	9.596	18.981.614	452,8
TISK-R-A	321,00	207,08	280,01	30.9.2009	8,5	20.725	5.532.692	668,3
TKPR-R-A	940,00	755,87	799,00	29.9.2009	-15,0	218	190.367	65,4
TLM-R-A	45,00	45,00	45,00	30.9.2009	-18,2	330	14.850	82,8
TMPO-R-A	20,00	20,00	20,00	23.7.2009	0,0	19	380	12,2
TNPL-R-A	2.013,99	1.571,00	1.875,00	30.9.2009	-6,2	2.859	5.283.027	1.174,5
TNSA-R-A	3.558,00	2.800,00	3.097,98	30.9.2009	-13,0	1.363	4.212.826	89,1
TOZ-R-A	429,98	250,27	429,98	30.9.2009	0,0	273	105.509	86,0
TUHO-R-A	661,00	520,01	661,00	29.9.2009	17,0	530	320.358	260,9
ULPL-R-A	743,00	507,60	690,03	30.9.2009	-1,4	71.137	47.903.139	400,2
ULJN-R-A	220,00	132,50	186,69	18.9.2009	16,0	3.159	581.202	417,5
UNPP-R-A	1.100,00	1.100,00	1.100,00	25.9.2009	-8,3	15	16.500	21,1
VDKT-R-A	498,99	260,03	443,00	30.9.2009	42,2	48.157	17.825.310	202,4
VIS-R-A	40,01	33,09	40,00	18.9.2009	8,0	306	11.301	20,7
VJSN-R-A	35,00	22,07	26,00	25.9.2009	-18,2	2.091	56.966	27,6
VLBT-R-A	6,00	6,00	6,00	15.9.2009	0,0	200	1.200	20,4
VLDS-R-A	26,99	15,51	21,15	30.9.2009	0,4	236.054	4.890.491	57,1
VLEN-R-B	10,01	10,01	10,01	24.7.2009	-9,0	5.265	52.703	138,6
VLHO-R-A	37,90	23,01	33,00	29.9.2009	17,2	43.898	1.298.769	215,1
ZABA-R-A	310,00	170,00	280,00	30.9.2009	44,3	119.272	27.975.413	17.933,5
ZAPI-R-A	3.979,99	3.500,00	3.800,00	30.9.2009	-4,5	4.059	15.407.566	2.357,7
ZDNK-R-A	12,01	5,05	12,01	23.9.2009	-52,0	1.547	16.223	5,5
ZITP-R-A	100,00	100,00	100,00	8.9.2009	0,0	10	1.000	10,9
ZLAR-R-A	62,00	52,71	52,71	11.9.2009	-15,7	613	33.253	29,1
ZLTO-R-A	78,00	78,00	78,00	13.7.2009	-22,0	86	6.708	27,9
ZTNJ-R-A	205,00	60,01	155,00	30.9.2009	-22,5	574	90.916	31,9
ZVCV-R-A	105,00	95,01	105,00	8.9.2009	6,1	942	94.479	32,3
ZVZD-R-A	4.870,00	3.400,00	4.550,00	28.9.2009	19,7	422	1.762.478	456,2
<b>MTF</b>								
AUSL-R-A	30,00	30,00	30,00	15.7.2009	0,0	50	1.500	1,3

	High	Low	Last	Date of last trade	Change (%)	Volume	Turnover	Market capitalization
BCIN-R-A	235,02	192,00	211,00	28.9.2009	10,8	345	71.691	35,1
BDSS-R-A	189,00	180,25	180,25	17.7.2009	-5,1	102	19.117	67,1
BRBA-P-A	2.999,00	2.700,00	2.800,00	28.9.2009	-6,7	21	58.404	7,1
CROR-R-A	90,05	90,05	90,05	16.7.2009	-25,0	68	6.123	10,3
DSNE-R-A	350,00	350,00	350,00	17.7.2009	0,0	72	25.200	24,8
EHOS-R-A	7.088,99	6.899,00	7.088,99	16.9.2009	2,8	100	690.320	2.162,2
GPZG-R-A	1.500,00	1.500,00	1.500,00	14.7.2009	0,0	20	30.000	49,6
HSPT-R-A	15,00	14,99	14,99	17.7.2009	-23,1	13	195	1,5
INFS-R-A	245,00	232,25	232,25	11.9.2009	-10,7	97	23.306	12,4
KMKA-R-A	235,00	235,00	235,00	4.9.2009	0,0	77	18.095	22,4
KODS-R-A	36,00	36,00	36,00	17.7.2009	0,0	366	13.176	3,8
KOSN-P-A	555,05	550,00	555,05	30.9.2009	-38,3	22	12.105	14,6
KOSN-R-A	826,00	559,50	826,00	24.9.2009	-8,2	270	178.613	32,4
MDSP-R-A	50,00	50,00	50,00	9.7.2009	0,0	18	900	3,1
MIVA-R-A	500,00	400,00	400,00	10.9.2009	100,0	56	22.600	26,0
MMTZ-R-A	14.900,00	13.400,00	13.800,00	29.9.2009	-11,0	42	586.715	110,8
PSMR-R-A	410,00	410,00	410,00	6.8.2009	-4,7	10	4.100	9,5
SEM-R-A	129,00	129,00	129,00	17.7.2009	61,3	15	1.935	41,1
SLGA-R-A	2,00	1,20	1,20	16.7.2009	-52,0	5.122	6.626	0,4
SM86-R-A	224,99	100,00	224,99	17.7.2009	-29,7	137	15.550	30,7
SNHO-R-A	90,00	65,05	80,00	30.9.2009	-7,0	7.342	583.903	217,6
TIMT-R-A	100,00	100,00	100,00	28.9.2009	0,0	5.272	527.200	28,5
TSHC-R-A	7.000,00	6.600,00	6.600,00	31.8.2009	-12,0	127	844.200	89,4
VLVI-R-A	1.203,00	1.000,00	1.203,00	30.9.2009	9,3	28	30.216	13,4
VSK-R-A	31,00	31,00	31,00	16.7.2009	-69,0	76	2.356	34,8

## 1.6. Bond performance

(All prices in % of par value, turnover in HRK)

	High	Low	Last	Date of last trade	Volume	Turnover
<b>Regular trades</b>						
ATGR-O-11CA	90,00	87,78	87,82	4.9.2009	10.100.000	8.894.120
GDKC-O-116A	93,80	93,52	93,52	4.9.2009	4.300.000	1.150.160
HEP-O-17CA	85,10	79,80	85,10	4.9.2009	50.650	42.308
INGR-O-11CA	88,50	70,00	88,50	19.8.2009	3.675.000	2.942.500
NEXE-O-116A	87,25	87,00	87,25	8.9.2009	3.350.000	2.918.250
OPTE-O-142A	67,50	67,00	67,00	27.8.2009	100.000	67.050
PLOR-O-133A	85,00	85,00	85,00	7.9.2009	1.500.000	1.275.000
PODR-O-115A	90,00	89,00	89,68	2.9.2009	6.555.707	5.888.379
RHMF-O-103A	98,18	98,18	98,18	22.7.2009	725.000	711.805
RHMF-O-125A	101,30	98,90	101,30	25.9.2009	507.000	3.720.694
RHMF-O-137A	86,95	86,00	86,95	28.9.2009	510.000	440.215
RHMF-O-142A	98,25	92,85	98,25	30.9.2009	2.308.400	16.162.674
RHMF-O-157A	89,45	86,00	89,45	17.9.2009	720.000	4.692.642
<b>Total</b>					<b>34.401.757</b>	<b>48.905.798</b>
<b>Reported trades</b>						
RHMF-O-142A	95,60	94,50	95,20	11.9.2009	7.850.000	54.874.184
RHMF-O-157A	91,50	86,00	91,50	29.9.2009	4.500.000	29.423.842
<b>Total</b>					<b>12.350.000</b>	<b>84.298.026</b>
<b>OTC trades</b>						
ATGR-O-11CA	87,85	87,80	87,85	7.9.2009	6.600.000	5.795.600
GDKC-O-116A	93,55	93,55	93,55	7.9.2009	12.077.000	3.228.010

	High	Low	Last	Date of last trade	Volume	Turnover
HEP-O-13BA	81,65	81,65	81,65	18.9.2009	10.000.000	8.165.000
NEXE-O-116A	88,35	88,35	88,35	4.9.2009	1.000.000	883.500
PLOR-O-133A	85,55	85,50	85,55	4.9.2009	11.000.000	9.406.000
PODR-O-115A	89,70	89,70	89,70	4.9.2009	13.500.000	12.109.500
RHMF-O-103A	99,00	98,00	98,00	31.7.2009	25.850.000	25.338.200
RHMF-O-125A	101,40	97,60	101,40	28.9.2009	11.452.500	83.347.923
RHMF-O-137A	88,00	85,10	88,00	28.9.2009	66.966.667	57.586.817
RHMF-O-142A	97,15	94,00	97,15	23.9.2009	2.345.000	16.373.523
RHMF-O-157A	88,20	85,25	88,20	31.8.2009	2.371.200	14.985.034
RHMF-O-15CA	84,05	84,05	84,05	1.7.2009	300.000	252.150
RHMF-O-172A	82,00	79,15	82,00	28.9.2009	30.300.000	24.452.200
RHMF-O-19BA	92,50	86,50	92,50	21.9.2009	5.009.000	32.930.858
<b>Total</b>					<b>198.771.367</b>	<b>294.854.315</b>
<b>BONDS TOTAL</b>					<b>245.523.124</b>	<b>428.058.139</b>

## 1.7. Rights performance

(All prices in % of par value, turnover in HRK)

	High	Low	Last	Date of last trade	Volume	Turnover
RHMF-A-A	200,00	110,00	110,00	24.9.2009	1.184.112	1.983.253
RHMJ-A-A	198,39	125,00	125,00	7.9.2009	243.509	352.509

## 1.8. Commercial papers performance

(All prices in % of par value, turnover in HRK)

	High	Low	Last	Date of last trade	Volume	Turnover
<b>Regular trades</b>						
DLKV-M-937A	99,15	98,35	99,15	31.7.2009	697.480	691.495
INGR-M-934A	99,50	99,50	99,50	28.7.2009	1.000.000	995.000
<b>Total</b>					<b>1.697.480</b>	<b>1.686.495</b>

## 1.9. Top 10 Members by Equity Turnover

Rank	Member	Equity turnover (HRK)	Market share (%)
1	Erste vrijednosni papiri d.o.o.	425.578.712	12,04
2	Privredna banka Zagreb d.d.	388.944.110	11,00
3	HITA vrijednosnice d.d.	294.443.096	8,33
4	Interkapital vrijednosni papiri d.o.o.	257.717.256	7,29
5	Fima vrijednosnice d.o.o.	217.846.068	6,16
6	Prva Generacija d.o.o	208.870.275	5,91
7	Raiffeisenbank Austria d.d.	203.667.344	5,76
8	Zagrebačka banka d.d.	182.270.978	5,16
9	Abacus brokeri d.d.	138.610.051	3,92
10	Agram brokeri d.d.	134.530.777	3,81

## 1.10. Top 10 Members by Bond Turnover

Rank	Member	Bonds turnover (HRK)	Market share (%)
1	Interkapital vrijednosni papiri d.o.o.	180.771.908	65,87
2	Raiffeisenbank Austria d.d.	55.734.080	20,31
3	Erste vrijednosni papiri d.o.o.	10.633.487	3,87
4	I.C.F. d.o.o.	5.212.834	1,90
5	Societe Generale-Splitska banka d.d.	4.288.546	1,56
6	Zagrebačka banka d.d.	3.994.148	1,46
7	Agram brokeri d.d.	3.397.535	1,24
8	Hypo Alpe-Adria-Bank d.d.	2.729.079	0,99
9	Ilirika vrijednosni papiri d.o.o.	1.775.000	0,65
10	Fima vrijednosnice d.o.o.	1.582.565	0,58

## 1.11. Top 10 Members by Total Turnover

Rank	Member	Total turnover (HRK)	Market share (%)
1	Interkapital vrijednosni papiri d.o.o.	438.489.164	11,51
2	Erste vrijednosni papiri d.o.o.	436.212.199	11,45
3	Privredna banka Zagreb d.d.	388.956.080	10,21
4	HITA vrijednosnice d.d.	294.905.419	7,74
5	Raiffeisenbank Austria d.d.	259.401.424	6,81
6	Fima vrijednosnice d.o.o.	219.428.633	5,76
7	Prva Generacija d.o.o	208.870.275	5,48
8	Zagrebačka banka d.d.	186.265.126	4,89
9	Abacus brokeri d.d.	138.875.118	3,65
10	Agram brokeri d.d.	137.928.312	3,62

## 1.12. Best performing stocks

(All prices in HRK)

Symbol	Issuer	Second quarter of 2009	Third quarter of 2009	% change
MIVA-R-A	Vajda d.d.	200,00	400,00	100,00
IMZV-R-A	Imunološki zavod d.d.	186,00	319,00	71,51
HRDH-R-A	Hrvatski duhani d.d.	29,99	49,98	66,66
ARNT-R-A	Arenaturist d. d.	42,00	65,01	54,79
ADPL-R-A	AD plastik d.d.	46,00	70,00	52,17
VIRO-R-A	Viro tvornica šećera d.d.	315,65	470,00	48,90
ZABA-R-A	Zagrebačka banka d.d.	194,00	280,00	44,33
HBVD-R-A	Hoteli Baška voda d.d.	70,00	100,00	42,86
VDKT-R-A	Viadukt d.d.	311,50	443,00	42,22
CROS-P-A	Croatia osiguranje d.d.	3.752,18	5.250,00	39,92

## 1.13. Under performing stocks

(All prices in HRK)

Symbol	Issuer	Second quarter of 2009	Third quarter of 2009	% change
KOES-R-A	Koestlin d.d.	489,00	160,00	-67,28
BPBA-R-A	VABA d.d.	135,02	51,00	-62,23
ZDNK-R-A	Zdenka d.d.	25,00	12,01	-51,96
MNDS-R-A	Mundus d.d.	329,97	192,60	-41,63
TEP-R-A	TEP d.d.	35,00	21,00	-40,00
KOSN-P-A	Končar - električni aparati srednjeg napona d.d.	900,00	555,05	-38,33
PIVK-R-A	PIK-Vinkovci d.d.	300,03	199,00	-33,67
SM86-R-A	SEM 1986 d.d.	319,98	224,99	-29,69
SLDM-R-A	Slobodna Dalmacija d.d.	69,90	50,00	-28,47
CHAG-R-A	Chromos agro d.d.	400,00	295,00	-26,25
ELPR-R-A	Elektropromet d.d. u stečaju	118,00	87,99	-25,43



## 2. Prices and Volumes for the Most Active Stocks

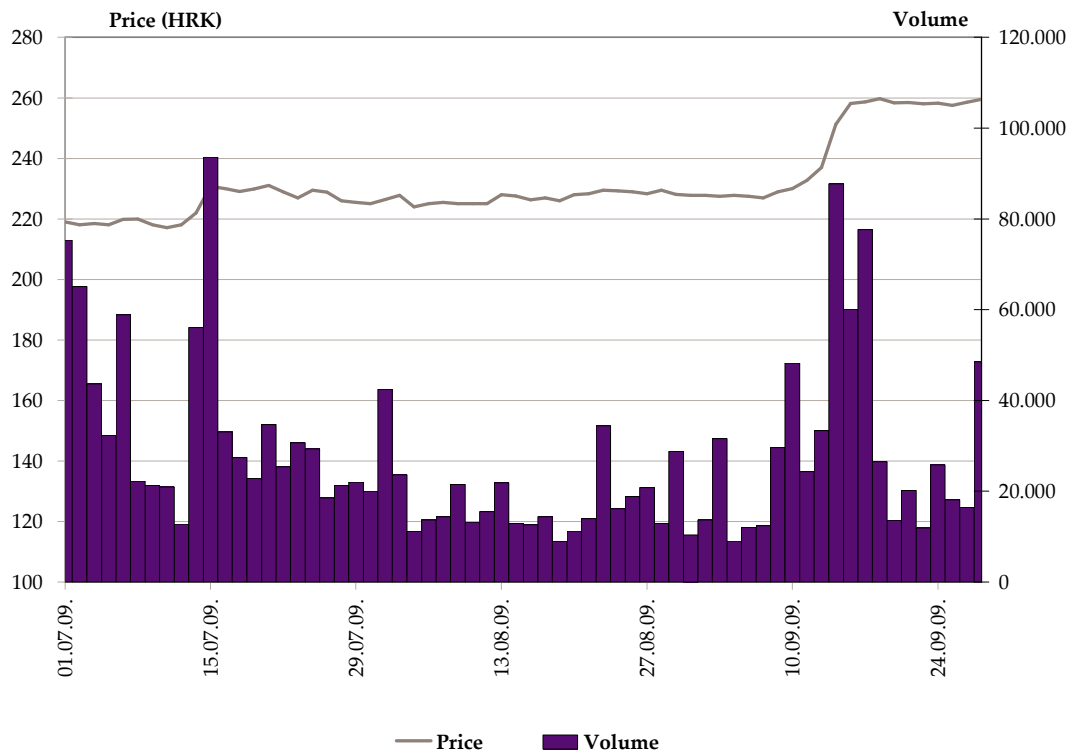


Chart 5: HT d.d.

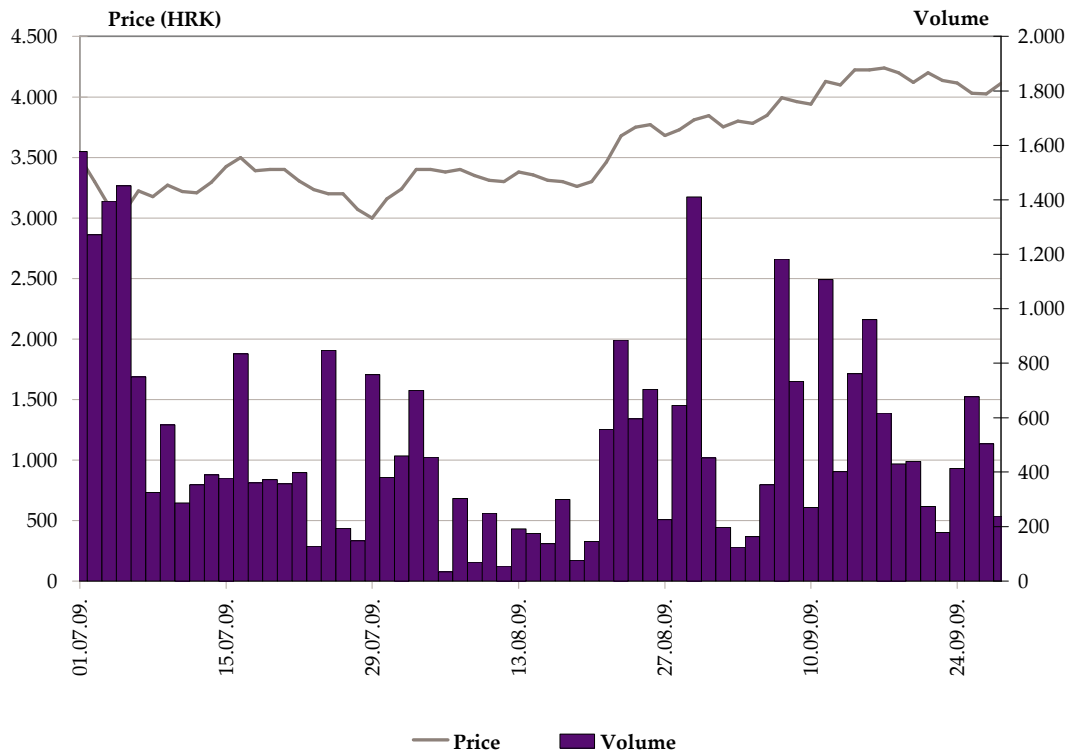


Chart 6: Institut IGH d.d.

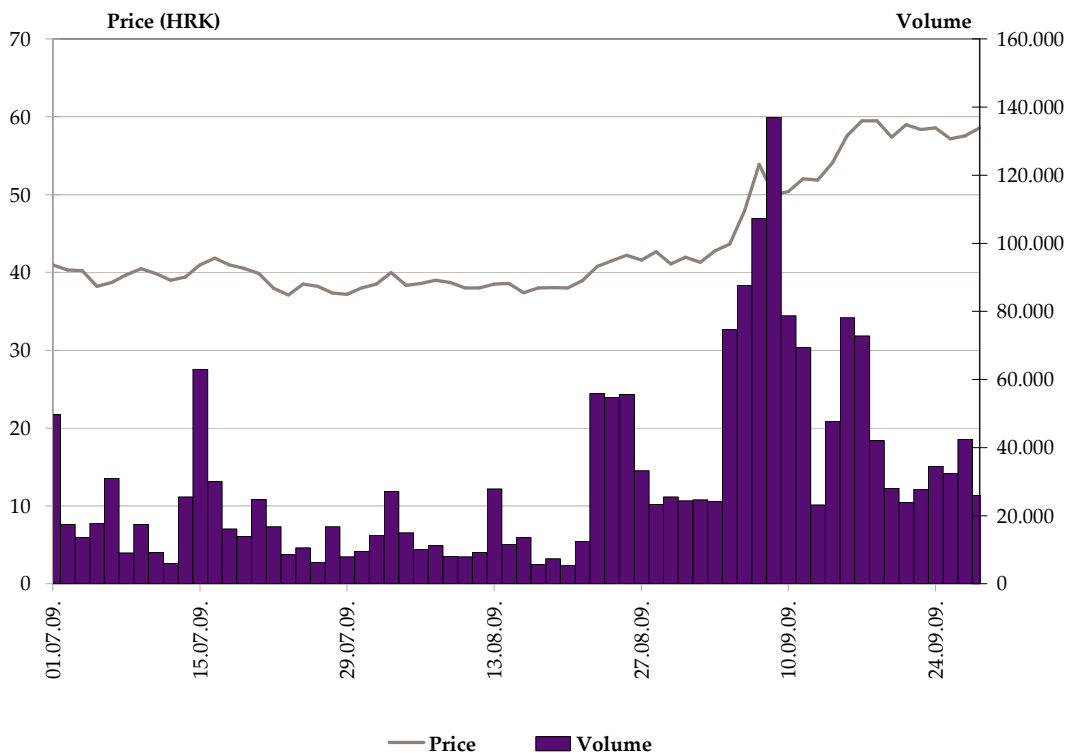


Chart 7: INGRA d.d.

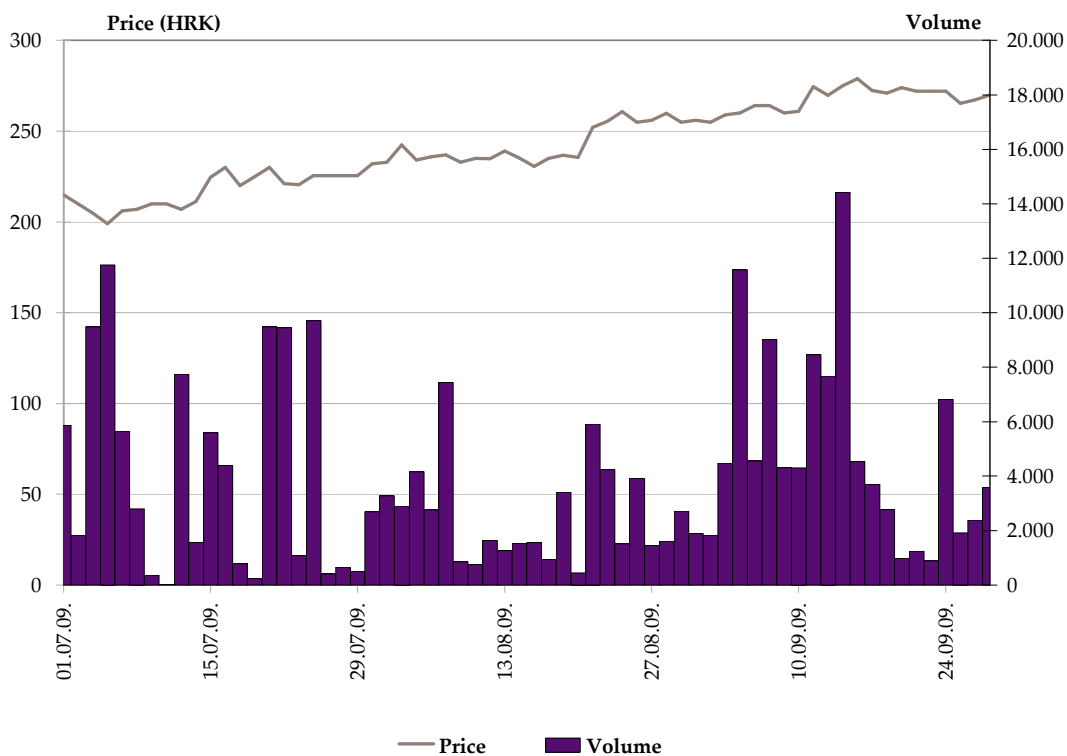


Chart 8: ADRIS GRUPA d.d. povlaštene dionice

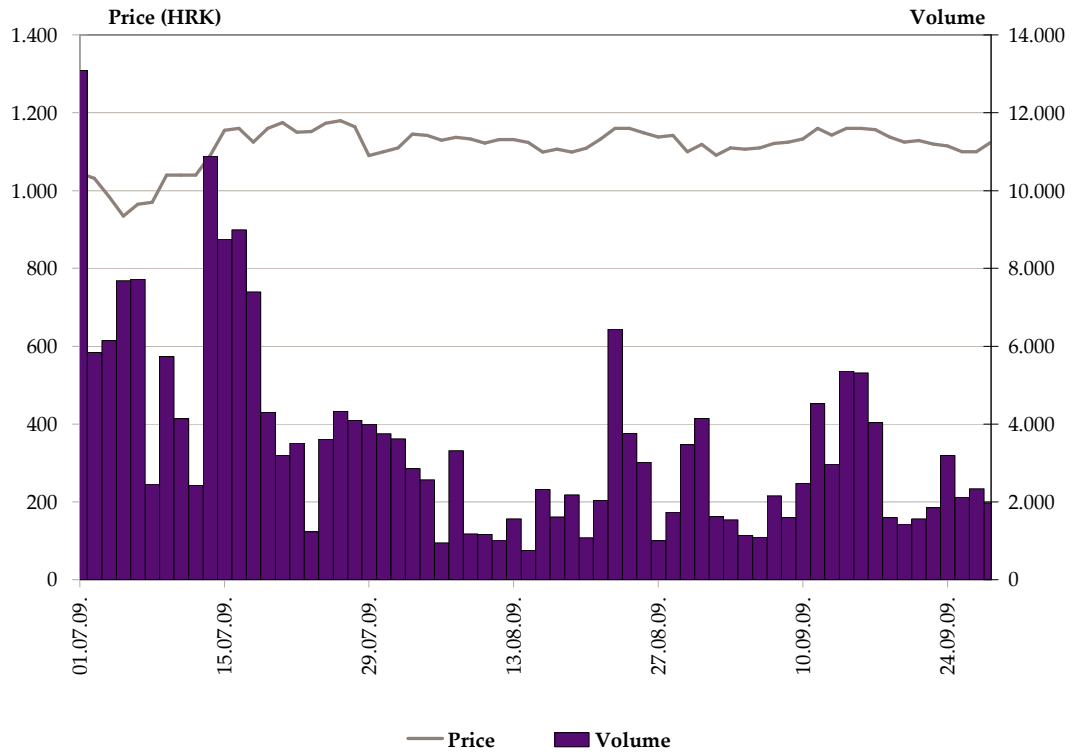


Chart 9: Atlantska plovidba d.d.

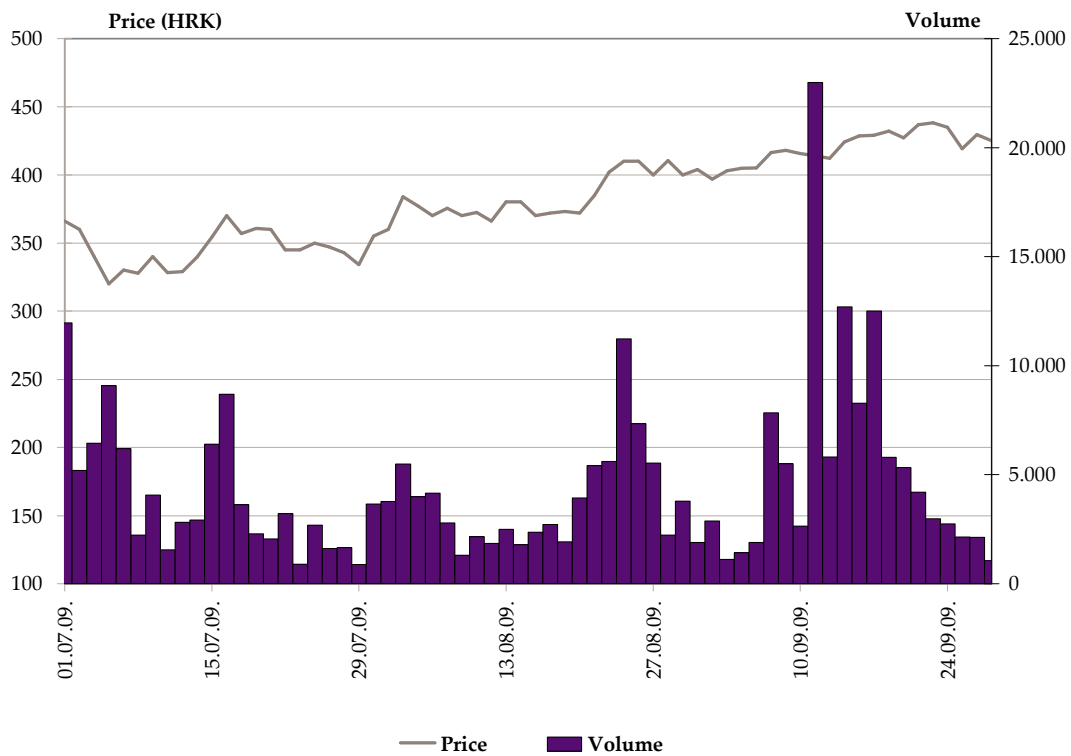


Chart 10: Dalekovod d.d.

### 3. Listed Companies

Symbol	Issuer	Number of listed shares	Nominal value
<b>Official Market</b>			
ATGR-R-A	Atlantic grupa d.d.	2.469.995	40 HRK
CROS-P-A	Croatia osiguranje d.d.	8.750	1400 HRK
CROS-R-A	Croatia osiguranje d.d.	307.598	1400 HRK
HT-R-A	HT d.d.	81.888.535	100 HRK
IGH-R-A	Institut IGH d.d.	158.580	400 HRK
INA-R-A	Ina d.d.	10.000.000	900 HRK
INGR-R-A	Ingra d.d.	7.500.000	-
ISTT-R-A	Istraturist Umag d. d.	4.674.995	100 HRK
MDKA-R-A	Medika d.d.	30.194	2000 HRK
MGMA-R-A	Magma d.d.	4.874.160	10 HRK
OPTE-R-A	OT-optima telekom d.d.	2.820.070	10 HRK
PLVA-R-A	Pliva d.d.	20.538.356	100 HRK
PODR-R-A	Podravka d.d.	5.420.003	300 HRK
PTKM-R-A	Petrokemija d.d.	3.341.117	270 HRK
VART-R-1	Varteks d. d.	1.920.807	200 HRK
VERN-R-A	Genera d.d.	1.844.860	100 HRK
VIRO-R-A	Viro tvornica šećera d.d.	1.386.667	-
<b>Regular Market</b>			
3MAJ-R-A	BI 3. maj d.d.	1.222.985	100 HRK
ABPR-R-A	Autobusni promet d.d. Varaždin	122.887	300 HRK
ACI-R-A	ACI d. d.	111.060	3600 HRK
ACM-R-A	ACM d.d. Zagreb	143.553	100 HRK
ADCH-R-A	Adriachem d.d.	623.578	300 HRK
ADPL-R-A	AD plastik d.d.	4.199.584	100 HRK
ADRS-P-A	Adris grupa d. d.	6.784.100	10 HRK
ADRS-R-A	Adris grupa d. d.	9.615.900	10 HRK
AGMM-R-A	Agromedimurje d.d. Čakovec	41.390	1900 HRK
AMDN-R-A	Apartmani Medena d.d.	765.376	300 HRK
ARNT-R-A	Arenaturist d. d.	2.182.500	20 HRK
ATLN-R-A	Atlas nekretnine d.d.	3.335.801	
ATLS-R-A	Atlas d.d. Dubrovnik	1.904.315	
ATPL-R-A	Atlantska plovidba d.d.	1.395.520	300 HRK
AUHR-R-A	Auto Hrvatska d.d. Zagreb	661.745	3700 HRK
BD62-R-A	Badel 1862 d.d.	752.106	300 HRK
BDMR-R-A	Brodomerkur d.d.	99.331	1900 HRK
BLKL-R-A	Bilokalnik-IPA d.d.	499.582	300 HRK
BLSC-R-A	Belišće d.d.	1.164.312	300 HRK

Symbol	Issuer	Number of listed shares	Nominal value
BLJE-R-A	Belje d.d. Darda	8.215.487	100 HRK
BPBA-R-A	VABA d.d.	1.765.228	100 HRK
BRIK-R-A	Borik d.d.	401.100	300 HRK
BRIN-R-A	ZIF breza d.d.	506.000	100 HRK
BRNK-R-A	Brionka d. d.	132.410	380 HRK
BRST-R-A	Brestovac d.d.	172.800	300 HRK
BZJK-R-A	Božjakovina d.d.	204.989	300 HRK
CEBA-P-A	Centar banka d.d.	62.500	400 HRK
CEBA-R-A	Centar banka d.d.	284.249	400 HRK
CHAG-R-A	Chromos agro d.d.	120.497	500 HRK
CHBL-R-A	Chromos boje i lakovi d.d.	287.740	300 HRK
CKML-R-A	Čakovečki mlinovi d.d.	105.000	400 HRK
CNTZ-R-A	Coning turizam d.d.	146.510	220 HRK
CRAL-P-A	Croatia airlines d.d.	17.590	100 HRK
CRAL-P-A1	Croatia airlines d.d.	6.762	100 HRK
CRAL-P-A2	Croatia airlines d.d.	13.025	100 HRK
CRAL-P-A3	Croatia airlines d.d.	7.356	100 HRK
CRAL-P-A4	Croatia airlines d.d.	6.464	100 HRK
CRAL-R-A	Croatia airlines d.d.	4.924.279	200 HRK
CRBT-R-A	Croatia-baterije d.d.	180.090	300 HRK
CRLI-R-A	Croatia lloyd d.d.	145.076	800 HRK
CTKS-R-A	Čateks d.d.	246.201	300 HRK
DALS-R-A	Dalma d.d.	1.241.157	370 HRK
DDJH-R-A	Đuro Đaković holding d.d.	3.237.068	100 HRK
DIOK-R-A	Dioki d.d.	4.042.058	240 HRK
DKVS-R-A	Đakovština d.d.	1.053.563	300 HRK
DLKV-R-A	Dalekovod d.d.	2.293.812	100 HRK
DLTC-R-A	Dalit corp. d.d.	304.130	100 DEM
DLVN-R-A	Dalmacijavino d.d.	777.500	200 HRK
DRNJ-R-A	Drvenjača d.d. Fužine	223.990	300 HRK
DTR-R-A	DTR d.d.	107.850	100 DEM
DUPM-R-A	Dubrovačko primorje d.d.	354.410	300 HRK
ELKL-R-A	Elektrometal d.d.	83.867	380 HRK
ELKP-R-A	Elektroprojekt d.d.	89.800	380 HRK
ELPR-R-A	Elektropromet d.d. u stečaju	334.860	300 HRK
ERNT-R-A	Ericsson Nikola Tesla d.d.	1.331.650	100 HRK
EXCL-R-A	Hotel Excelsior d.d.	1.147.734	100 HRK
EXPD-R-A	Exportdrvo d.d.	144.000	400 HRK
FMPS-R-A	ZIF Fima Proprius d.d.	2.003.172	100 HRK
FNVC-R-A	Finvest Corp d. d.	617.751	400 HRK
FRNK-R-A	Franck d.d.	427.170	600 HRK

Symbol	Issuer	Number of listed shares	Nominal value
HBAS-R-A	Hoteli Baška d. d.	299.369	370 HRK
HBEL-R-A	Hotel Bellevue d.d.	172.246	300 HRK
HBRL-R-A	Hoteli Brela d.d.	525.270	200 HRK
HBVD-R-A	Hoteli Baška voda d.d.	286.383	300 HRK
HCRC-P-A	Hoteli Croatia d.d.	402.500	100 HRK
HCRC-R-A	Hoteli Croatia d.d.	1.079.040	100 HRK
HCVT-R-A	Hoteli Cavtat d.d.	614.180	200 HRK
HDBK-R-A	Dubrovnik - Babin kuk d.d.	1.765.010	300 HRK
HDEL-R-A	Hidroelektra niskogradnja d.d.	623.881	100 HRK
HDUZ-R-A	Hotel Dubrovnik d.d.	267.200	380 HRK
HEFA-R-A	Helios Faros d.d.	338.420	200 HRK
HGSP-R-A	HG Spot d.d.	330.000	100 HRK
HHLD-R-A	Hoteli Haludovo Malinska d.d.	10.732.908	20 HRK
HIMR-R-A	Imperial d.d.	635.855	400 HRK
HJDR-R-A	Hoteli Jadran d.d.	107.115	700 HRK
HMAM-R-A	Hoteli Makarska d.d.	1.119.470	200 HRK
HMDN-R-A	Hotel Medena d.d.	393.800	300 HRK
HMST-R-A	Hoteli Maestral d.d.	515.720	200 HRK
HNVI-R-A	Hoteli Novi d.d.	67.146	1800 HRK
HOMS-R-A	Hoteli Omišalj d. d.	244.242	200 HRK
HPB-R-A	HPB d.d.	594.836	1100 HRK
HPBR-R-A	ZIF HPB REAL d.d.	302.531	100 HRK
HPDG-R-A	Hoteli Podgora d.d.	366.250	370 HRK
HRBC-R-A	Rabac d.d.	1.012.220	370 HRK
HRBS-R-A	Herbos d.d.	188.264	380 HRK
HRDH-R-A	Hrvatski duhani d.d.	842.807	300 HRK
HTCP-R-A	Hoteli Tučepi, d.d.	548.200	300 HRK
HTPK-R-A	HTP Korčula d.d.	426.425	300 HRK
HTPO-R-A	HTP Orebić d.d.	175.820	200 HRK
HUPZ-R-A	HUP - Zagreb d.d.	471.376	400 HRK
HVDC-R-A	Hoteli Vodice d.d.	468.634	-
HZDZ-R-A	Hoteli Zadar d.d.	154.900	377,5 HRK
HZVG-R-A	Hoteli Živogošće d.d.	302.760	370 HRK
IKBA-P-A	Istarska kreditna banka Umag d.d.	3.026	1100 HRK
IKBA-R-A	Istarska kreditna banka Umag d.d.	144.974	1100 HRK
ILRA-R-A	Ilirija d.d.	249.386	400 HRK
IMZV-R-A	Imunološki zavod d.d.	225.284	380 HRK
INDG-R-A	Industrogradnja d.d.	452.400	1000 HRK
INKR-R-A	Inker d.d.	1.451.886	100 HRK
INOV-R-A	iNOVINE d. d.	143.716	-
IPKK-R-A	IPK Kandit d.d.	715.090	100 HRK

Symbol	Issuer	Number of listed shares	Nominal value
IPKO-R-A	IPK Osijek d.d.	8.550.320	100 HRK
ISTR-R-A	Istra d.d.	91.700	1700 HRK
JAKT-R-A	Jadran kapital d.d.	791.636	100 HRK
JDBA-R-A	Jadranska banka d.d.	119.623	2000 HRK
JDGT-R-A	Jadroagent d.d.	110.845	400 HRK
JDHR-R-A	Jadran hoteli d.d.	261.840	370 HRK
JDKM-R-A	Jadrankamen d.d.	217.330	370 HRK
JDOS-R-A	Jadransko osiguranje d.d.	125.000	400 HRK
JDPL-R-A	Jadroplov d.d.	1.636.674	360 HRK
JDRA-R-A	Jadranka d. d.	332.484	1000 HRK
JDRF-R-A	Jadran film d.d.	163.470	100 DEM
JDRN-R-A	Jadran d.d.	281.296	1800 HRK
JDTC-R-A	Jadran d.d.	141.633	300 HRK
JLSA-R-A	Jelsa d.d.	1.343.473	70 HRK
JMNC-R-A	Jamnica d.d.	22.126	3800 HRK
JNAF-R-A	Janaf d.d.	742.846	2700 HRK
JTMN-R-A	Jadran d.d. TMN	173.560	300 HRK
KABA-P-A	Karlovačka banka d.d.	10.824	100 HRK
KABA-R-A	Karlovačka banka d.d.	1.339.176	100 HRK
KAPF-R-A	Kapitalni fond d.d.	3.845.501	100 HRK
KBZ-R-A	Kreditna banka Zagreb d.d.	1.865.532	100 HRK
KMSK-R-A	Kamensko d.d.	212.671	400 HRK
KNZM-R-A	Konzum d.d.	22.702.860	1800 HRK
KODT-P-A	Končar - distributivni i specijalni transformatori d.d.	30.714	300 HRK
KODT-R-A	Končar - distributivni i specijalni transformatori d.d.	97.094	300 HRK
KOEI-R-A	Končar - elektroindustrija d.d.	2.572.119	400 HRK
KOES-R-A	Koestlin d.d.	130.276	700 HRK
KOKA-R-A	Koka d.d.	903.220	200 HRK
KORF-R-A	Dom holding d.d.	7.467.235	100 HRK
KOSK-P-A	Končar - sklopna postrojenja d.d.	40.718	300 HRK
KOSK-R-A	Končar - sklopna postrojenja d.d.	68.842	300 HRK
KRAS-R-A	Kraš d.d.	1.373.621	400 HRK
KSST-R-A	Kaštelanski staklenici d.d.	113.593	2500 HRK
KTJV-R-A	Kutjevo d. d.	5.726.429	50 HRK
KTKS-R-A	Koteks d.d.	669.467	50 HRK
LANO-R-A	Laguna Novigrad d. d.	15.596.462	370 HRK
LANT-R-A	Lantea grupa d.d.	672.671	100 HRK
LCDS-R-A	Lucidus d.d.	2.531.200	100 HRK
LEDO-R-A	Ledo d.d.	220.170	380 HRK
LKPC-R-A	Luka Ploče d.d.	222.614	400 HRK
LKRI-R-A	Luka Rijeka d.d.	5.980.475	100 HRK

Symbol	Issuer	Number of listed shares	Nominal value
LLRB-R-A	Lola Ribar d.d.	127.139	400 HRK
LPLH-R-A	Lošinjska plovidba - holding d.d.	662.416	350 HRK
LRH-R-A	Liburnia riviera hoteli d. d.	302.641	3200 HRK
LURA-R-A	Dukat d.d.	3.000.000	100 HRK
LVCV-R-A	Lavčević d.d.	478.200	300 HRK
MAIS-R-A	Maistra d. d.	10.257.393	-
MDPL-R-A	Meditranska plovidba d.d.	156.126	370 HRK
MGKP-R-A	MGK-pack d.d.	219.862	200 HRK
MIO-R-A	Mio d.d.	286.914	300 HRK
MIV-R-A	MIVd.d.	15.018	3700 HRK
MLNR-R-A	Mlinar d.d.	195.409	400 HRK
MLNR-R-B	Mlinar d.d.	60.000	660 HRK
MNDS-R-A	Mundus d.d.	24.031	1870 HRK
MRNA-R-A	Mirna d.d.	368.040	100 HRK
MRSK-R-A	Maraska d.d.	318.793	300 HRK
MTC-R-A	MTČ d.d. Čakovec	62.452	1200 HRK
NVBA-R-A	Nava banka d.d.	426.981	100 HRK
OLVD-R-A	Olympia Vodice d.d.	468.786	-
PABA-R-A	Partner banka d.d.	891.000	100 HRK
PAN-R-A	PAN - trgopromet d.d.	532.207	100 HRK
PBZ-R-A	PBZ d.d.	19.074.769	100 HRK
PDBA-R-A	Podravska banka d.d.	668.749	400 HRK
PIKR-R-A	PIK d. d.	233.460	350 HRK
PIVK-R-A	PIK-Vinkovci d.d.	317.225	400 HRK
PKMI-R-A	PPK d.d.	96.136	400 HRK
PLAG-P-A	Plava laguna d.d.	105.000	1000 HRK
PLAG-R-A	Plava laguna d.d.	546.318	1800 HRK
PLCH-R-A	Palace hotel Zagreb d.d.	126.726	400 HRK
PLTO-R-A	Pluto d.d.	87.440	400 HRK
PLJK-R-A	Puljanka d.d.	1.055.558	100 HRK
PPOR-R-A	PP Orahovica d.d.	165.803	320 HRK
PRFC-R-A	Proficio d.d.	3.912.908	100 HRK
PUNT-P-A	Pounje d.d.	600.000	10 HRK
PUNT-R-A	Pounje d.d.	2.666.700	10 HRK
PURI-R-A	Puris d. d.	625.801	-
QUNE-R-A	Quaestus nekretnine d.d.	2.255.463	100 HRK
RGNC-R-A	Regeneracija d.d.	25.714	2000 HRK
RIBA-R-A	Erste&Steiermärkische Bank d. d.	16.984.175	100 HRK
RIVP-R-A	Riviera Poreč d.d.	3.653.517	300 HRK
RIZO-R-A	RIZ-odašiljači d.d.	374.179	370 HRK
RVTR-R-A	Rovinjturist d. d.	113.210	445,19 HRK



Symbol	Issuer	Number of listed shares	Nominal value
SAPN-R-A	Saponia d.d.	658.564	300 HRK
SCOS-R-A	Sunce osiguranje d.d.	407.261	100 HRK
SDBA-R-A	Banka splitsko-dalmatinska d.d.	471.620	100 HRK
SLDM-R-A	Slobodna Dalmacija d.d.	5.221.116	70 HRK
SLMK-R-A	Slavonija MK d.d.	359.487	200 HRK
SLPF-R-A	Slavonski ZIF d.d.	3.346.418	100 HRK
SLRS-R-A	Solaris d.d.	617.716	300 HRK
SLTK-R-A	Slavonijatekstil d.d.	10.640	3600 HRK
SMNS-R-A	Siemens d.d.	945.906	100 HRK
SNBA-R-A	Slatinska banka d.d.	918.972	100 HRK
SPVA-R-A	Spačva d.d. Vinkovci	276.522	300 HRK
SSNC-P-A1	Banco Popolare Croatia	18.200	500 HRK
SSNC-R-A	Banco Popolare Croatia	135.460	500 HRK
SUNH-R-A	Sunčani Hvar d.d.	7.310.971	100 HRK
TANG-R-A	Tang tvornica alata d.d.	145.000	500 HRK
TDZ-R-A	Tvornica duhana Zagreb d.d.	324.808	700 HRK
TEP-R-A	TEP d.d.	377.847	200 HRK
THMT-R-A	Tehnomont d. d.	268.321	300 HRK
THNK-R-A	Tehnika d.d.	189.460	900 HRK
TISK-R-A	Tisak d.d.	2.386.587	100 HRK
TKPR-R-A	Tekstilpromet d.d.	81.842	400 HRK
TLM-R-A	TLM d.d.	1.840.082	-
TMPO-R-A	Tempo d.d.	607.952	100 HRK
TNKC-R-A	Tankerkomerc d.d.	34.182	1880 HRK
TNPL-R-A	Tankerska plovidba d.d.	626.385	600 HRK
TNSA-R-A	Transadria d.d.	28.755	1910 HRK
TOZ-R-A	TOZ penkala, Tvornica olovaka Zagreb d.d.	200.000	300 HRK
TRFM-R-A	Terra firma d. d.	36.000	1000 HRK
TRKT-R-A	Trokut d.d.	121.302	300 HRK
TRMD-R-A	Terra Mediterranea d.d.	230.997	100 HRK
TSTR-R-A	Tekstilstroj d.d.	114.442	300 HRK
TUHO-R-A	Turisthotel d.d.	394.756	300 HRK
ULPL-R-A	Uljanik Plovidba d. d.	580.000	400 HRK
ULJN-R-A	ULJANIK d. d.	2.236.253	300 HRK
UNPP-R-A	Unijapapir d.d.	19.210	1800 HRK
VDKT-R-A	Viadukt d.d.	456.813	300 HRK
VDZG-R-A	Vodoprivreda Zagreb d.d.	395.449	100 HRK
VELO-R-A	Velebit osiguranje d.d.	660.000	100 HRK
VIS-R-A	Vis d.d.	517.839	100 HRK
VJSN-R-A	Vjesnik d.d.	1.061.683	100 HRK
VLBT-R-A	Velebit, zatvoreni investicijski fond, d.d.	3.406.550	10 HRK

Symbol	Issuer	Number of listed shares	Nominal value
VLDS-R-A	Validus d.d.	2.701.538	100 HRK
VLEN-R-B	Viktor Lenac d.d.	13.844.447	10 HRK
VLHO-R-A	Valamar grupa d.d.	6.518.282	-
VLPV-R-A	PPK Valpovo d.d.	407.790	10 HRK
VPIK-R-A	Vupik d.d.	1.422.127	400 HRK
VRBS-R-A	Vrboska d.d.	128.650	300 HRK
VZIO-R-A	Velebit životno osiguranje d.d.	660.000	100 HRK
ZABA-R-A	Zagrebačka banka d.d.	64.048.391	20 HRK
ZAPI-R-A	Zagrebačka pivovara d.d.	620.450	300 HRK
ZDNK-R-A	Zdenka d.d.	458.068	300 HRK
ZITP-R-A	Žitoproizvod d.d.	109.300	400 HRK
ZLAR-R-A	Zlatni rat d.d.	552.319	370 HRK
ZLTO-R-A	Zlatni otok d.d.	357.590	360 HRK
ZLJS-R-A	Željezara Split d.d.	232.704	1200 HRK
ZPKL-R-A	Zagrebačke pekarnice Klara d.d.	283.760	400 HRK
ZTNJ-R-A	Žitnjak d.d.	205.643	690 HRK
ZVCV-R-A	Zvečevo d.d.	307.808	200 HRK
ZVZD-R-A	Zvijezda d.d.	100.257	2000 HRK
<b>MTF</b>			
ADBK-R-A	Auto-Dubrovnik d.d.	60.073	300 HRK
BCIN-R-A	BC institut d.d.	166.500	180 HRK
BRBA-P-A	Banka Brod d. d.	2.547	3800 HRK
BRBA-R-A	Banka Brod d. d.	10.934	3800 HRK
EHOS-R-A	Euroherc osiguranje d.d.	305.010	200 HRK
GFZK-R-A	Geofizika d.d.	92.460	300 HRK
INFS-R-A	Infosistem d.d.	53.557	400 HRK
IVNC-R-A	Ivančica d.d.	23.556	400 HRK
KMKA-R-A	Kemika d.d.	95.259	300 HRK
KOSN-P-A	Končar - električni aparati srednjeg napona d.d.	26.383	300 HRK
KOSN-R-A	Končar - električni aparati srednjeg napona d.d.	39.216	300 HRK
MIVA-R-A	Vajda d.d.	64.930	390 HRK
MKTL-R-A	Merkantile d.d.	67.180	380 HRK
MMTZ-R-A	Montmontaža d.d.	8.028	3500 HRK
PSMR-R-A	Pismorad d.d.	23.290	370 HRK
SM86-R-A	SEM 1986 d.d.	136.432	100 HRK
SNHO-R-A	SN holding d.d.	2.720.000	-
TIMT-R-A	TIM d.d.	285.400	100 HRK
TSHC-R-A	Tvornica stočne hrane d.d.	13.551	800 HRK
VLVI-R-A	Vinoplod-vinarija d.d.	11.146	2600 HRK

## 4. Listed Bonds

Symbol	Issuer	Nominal value	Listed quantity	Coupon rate	Maturity
<b>Official Market</b>					
ATGR-O-11CA	Atlantic grupa d.d.	1 HRK	115.000.000	5,750	6.12.2011
FNOI-D-101A	Fond za naknadu oduzete imovine	5,11 EUR	666.929	0	1.1.2010
FNOI-D-107A	Fond za naknadu oduzete imovine	5,11 EUR	666.929	0	1.7.2010
FNOI-D-111A	Fond za naknadu oduzete imovine	5,11 EUR	666.929	0	1.1.2011
FNOI-D-117A	Fond za naknadu oduzete imovine	5,11 EUR	666.929	0	1.7.2011
FNOI-D-121A	Fond za naknadu oduzete imovine	5,11 EUR	666.929	0	1.1.2012
FNOI-D-127A	Fond za naknadu oduzete imovine	5,11 EUR	666.929	0	1.7.2012
FNOI-D-131A	Fond za naknadu oduzete imovine	5,11 EUR	666.929	0	1.1.2013
FNOI-D-137A	Fond za naknadu oduzete imovine	5,11 EUR	666.929	0	1.7.2013
FNOI-D-141A	Fond za naknadu oduzete imovine	5,11 EUR	666.929	0	1.1.2014
FNOI-D-147A	Fond za naknadu oduzete imovine	5,11 EUR	666.929	0	1.7.2014
FNOI-D-151A	Fond za naknadu oduzete imovine	5,11 EUR	666.929	0	1.1.2015
FNOI-D-157A	Fond za naknadu oduzete imovine	5,11 EUR	666.929	0	1.7.2015
FNOI-D-161A	Fond za naknadu oduzete imovine	5,11 EUR	666.929	0	1.1.2016
FNOI-D-167A	Fond za naknadu oduzete imovine	5,11 EUR	666.929	0	1.7.2016
FNOI-D-171A	Fond za naknadu oduzete imovine	5,11 EUR	666.929	0	1.1.2017
FNOI-D-177A	Fond za naknadu oduzete imovine	5,11 EUR	666.929	0	1.7.2017
FNOI-D-181A	Fond za naknadu oduzete imovine	5,11 EUR	666.929	0	1.1.2018
FNOI-D-187A	Fond za naknadu oduzete imovine	5,11 EUR	666.929	0	1.7.2018
FNOI-D-191A	Fond za naknadu oduzete imovine	5,11 EUR	666.929	0	1.1.2019
FNOI-D-197A	Fond za naknadu oduzete imovine	5,11 EUR	666.929	0	1.7.2019
GDKC-O-116A	Grad Koprivnica	1 HRK	60.000.000	6,500	29.6.2011
GDRI-O-167A	Grad Rijeka	1 EUR	16.383.008	4,125	18.7.2016
GDST-O-137A	Grad Split	1 EUR	8.000.000	4,563	24.7.2013
GDST-O-15BA	Grad Split	1 EUR	8.100.000	4,750	27.11.2015
GDST-O-177A	Grad Split	1 EUR	8.200.000	6,000	8.7.2017
GDZD-O-119A	Grad Zadar	1 EUR	18.500.000	5,500	1.9.2011
HBOR-O-112A	Hrvatska banka za obnovu i razvitak d.d.	1 EUR	300.000.000	4,880	11.2.2011
HEP-O-13BA	HEP d.d.	1 HRK	500.000.000	5,000	29.11.2013
HEP-O-17CA	HEP d.d.	1 HRK	700.000.000	6,500	7.12.2017
INGR-O-11CA	Ingra d.d.	1 HRK	200.000.000	6,125	6.12.2011
JDGL-O-126A	Jadran - galenski laboratorij d. d.	1 HRK	125.000.000	5,650	11.6.2012
JDRA-O-129A	Jadranka d. d.	1 HRK	75.000.000	6,475	13.9.2012
JRLN-O-12AA	Jadrolinija	1 HRK	70.000.000	6,500	25.10.2012
NEXE-O-116A	Nexe grupa d.d.	1 HRK	750.000.000	5,500	14.6.2011
OIV-O-14BA	Odašiljači i veze d.o.o.	1 HRK	100.000.000	7,250	20.11.2014
OPTE-O-142A	OT-optima telekom d.d.	1 HRK	250.000.000	9,125	1.2.2014
PLOR-O-133A	Plodine d. d.	1 HRK	100.000.000	9,000	4.3.2013
PODR-O-115A	Podravka d.d.	1 HRK	375.000.000	5,125	17.5.2011
RBA-O-112A	Raiffeisenbank Austria d.d.	1 HRK	600.000.000	4,125	10.2.2011
RHMF-O-103A	Ministarstvo financija Republike Hrvatske	1 HRK	3.000.000.000	6,750	8.3.2010

Symbol	Issuer	Nominal value	Listed quantity	Coupon rate	Maturity
RHMF-O-125A	Ministarstvo financija Republike Hrvatske	1 EUR	500.000.000	6,875	23.5.2012
RHMF-O-137A	Ministarstvo financija Republike Hrvatske	1 HRK	4.000.000.000	4,500	11.7.2013
RHMF-O-142A	Ministarstvo financija Republike Hrvatske	1 EUR	650.000.000	5,500	10.2.2014
RHMF-O-157A	Ministarstvo financija Republike Hrvatske	1 EUR	350.000.000	4,250	14.7.2015
RHMF-O-15CA	Ministarstvo financija Republike Hrvatske	1 HRK	5.500.000.000	5,250	15.12.2015
RHMF-O-172A	Ministarstvo financija Republike Hrvatske	1 HRK	5.500.000.000	4,750	8.2.2017
RHMF-O-19BA	Ministarstvo financija Republike Hrvatske	1 EUR	500.000.000	5,375	29.11.2019
RPRO-O-181A	Rijeka promet d. d.	1 HRK	192.000.000	6,813	25.1.2018
<b>Regular Market</b>					
GROS-O-17AA	Grad Osijek	1 HRK	25.000.000	5,500	30.10.2017
GRVI-O-17AA	Grad Vinkovci	1 HRK	42.000.000	5,500	23.10.2017

## 5. Listed rights

Symbol	Issuer	Nominal value	Listed quantity
RHMJ-A-A	Republika Hrvatska	1 HRK	400.000.000
RHMF-A-A	Republika Hrvatska	1 HRK	644.750.000

## 6. Listed Commercial Papers

Symbol	Issuer	Nominal value	Listed quantity
<b>Official Market</b>			
INGR-M-011A	Ingra d.d.	1 EUR	7.887.578
INGR-M-020A	Ingra d.d.	1 EUR	5.437.700
INGR-M-026A	Ingra d.d.	1 EUR	907.584
MDKA-M-941A	Medika d.d.	1 HRK	50.000.000
MGMA-M-004A	Magma d.d.	1 HRK	60.103.081
MGMA-M-012A	Magma d.d.	1 EUR	8.335.428
PTKM-M-008A	Petrokemija d.d.	1 HRK	2.000.000
PTKM-M-008E	Petrokemija d.d.	1 EUR	2.000.000
PTKM-M-019E	Petrokemija d.d.	1 EUR	2.500.000
PTKM-M-037A	Petrokemija d.d.	1 HRK	9.112.289
PTKM-M-944A	Petrokemija d.d.	1 HRK	10.000.000
PTKM-M-944E	Petrokemija d.d.	1 EUR	3.000.000
PTKM-M-947A	Petrokemija d.d.	1 HRK	7.500.000
PTKM-M-947E	Petrokemija d.d.	1 EUR	4.500.000
<b>Regular Market</b>			
ADBK-M-038A	Auto-Dubrovnik d.d.	1 HRK	10.000.000
DHBJ-M-038A	Euroduhan d.d.	1 HRK	5.000.000
DLKV-M-015E	Dalekovod d.d.	1 EUR	8.915.000
DLKV-M-024A	Dalekovod d.d.	1 HRK	26.701.633
DLKV-M-024E	Dalekovod d.d.	1 EUR	3.885.000
DLKV-M-028E	Dalekovod d.d.	1 EUR	2.000.000
DLKV-M-035A	Dalekovod d.d.	1 HRK	8.451.752
ED63-M-038A	Euro Daus 1963 d.d.	1 HRK	5.000.000
ENKT-M-038A	Euroagran nekretnine d.o.o.	1 HRK	5.000.000
ETIS-M-038A	Euroagram TIS d.o.o.	1 HRK	5.000.000
EUDS-M-038A	Euro Daus d.d.	1 HRK	5.000.000
KNGI-M-945A	King ICT d.o.o.	1 HRK	11.300.000
MSAN-M-021A	M SAN grupa d.d.	1 HRK	12.400.000
ZGMN-M-950A	Zagreb-Montaža d.o.o.	1 HRK	30.000.000

## 7. Methodological Remarks

- 1) High is the highest trading price for a share in the selected period of time.
- 2) Low is the lowest trading price for a share in the selected period of time.
- 3) Last is the price of the last trade for a share in the selected period of time.
- 4) The performance of shares is calculated with the last prices in the compared periods.
- 5) Reported trades are trades with bonds greater than 3,000,000 HRK in accordance with the Zagreb Stock Exchange Rules.
- 6) For the price curve daily closing prices are used.