



ZAGREBAČKA BURZA
THE ZAGREB STOCK EXCHANGE

Trading Summary Third quarter of 2010

Zagreb, October 2010.

This report or any part thereof may be reprinted, copied or redistributed in any way only with prior written permission and full credit.

The information contained herein is compiled and collected with care, but total accuracy and/or completeness is not guaranteed by the Zagreb Stock Exchange (ZSE). This publication is issued with the express condition to which everyone purchasing and making use thereof assents that no liability shall be incurred by ZSE. This publication is issued for information purposes only and is not to be construed in any way as an invitation to purchase or sell any security mentioned herein. ZSE recommends to any potential investor to seek professional advice before investing.

Copyright © 2010. Zagrebačka burza d.d.
Zagreb
Ivana Lučića 2a

All rights reserved.

Content:

- 1. TRADING STATISTICS 1**
 - 1.1. GENERAL CHARACTERISTICS 1
 - 1.2. TRADING OVERVIEW BY MONTH 2
 - 1.3. STOCKS WITH THE LARGEST MARKET CAPITALIZATION 4
 - 1.4. MOST ACTIVE STOCKS BY TURNOVER 5
 - 1.5. STOCKS PERFORMANCE 6
 - 1.6. BOND PERFORMANCE 9
 - 1.7. TOP 10 MEMBERS BY EQUITY TURNOVER 10
 - 1.8. TOP 10 MEMBERS BY BOND TURNOVER 10
 - 1.9. TOP 10 MEMBERS BY TOTAL TURNOVER 10
 - 1.10. BEST PERFORMING STOCKS 11
 - 1.11. UNDER PERFORMING STOCKS 11
- 2. PRICES AND VOLUMES FOR THE MOST ACTIVE STOCKS 12**
- 3. LISTED COMPANIES 15**
- 4. LISTED BONDS 21**
- 5. LISTED RIGHTS 23**
- 6. LISTED COMMERCIAL PAPERS 23**

1. Trading statistics

1.1. General characteristics

(Market Capitalization in HRK millions)

	Second quarter of 2010	Third quarter of 2010	% change
Orderbook turnover			
Stocks	1.412.135.045	874.497.981	-38,1%
Bonds	41.185.317	124.849.786	203,1%
Rights	0	0	-
Commercial bills	0	0	-
Block turnover	0	0	-
Reported turnover	237.030.784	296.524.417	25,1%
OTC turnover	1.374.394.465	1.412.744.200	2,8%
Total turnover	3.064.745.611	2.708.616.385	-11,6%
Orderbook volume:			
Stocks	5.687.122	5.023.899	-11,7%
Bonds	27.422.630	21.638.700	-21,1%
Rights	0	0	-
Commercial bills	0	0	-
Block volume	0	0	-
Reported volume	106.085.900	109.275.000	3,0%
OTC volume	733.655.380	532.763.786	-27,4%
Total volume	872.851.032	668.701.385	-23,4%
CROBEX [®]	1.855,19	1.915,58	3,3%
CROBEX10	991,37	1.011,23	2,0%
CROBIS [®]	96,15	96,31	0,2%
Total number of trades	72.635	51.783	-28,7%
Number of securities traded	205	183	-10,7%
Number of trading days	60	64	6,7%
Market Capitalization			
Equities	125.028,2	121.881,5	-2,5%
Bonds	42.027,3	48.920,1	16,4%
Total	167.055,5	170.801,6	2,2%
Daily average:			
Turnover	51.079.094	42.322.131	-17,1%
Volume	14.547.517	10.448.459	-28,2%
Number of trades	1.211	809	-33,2%

1.2. Trading Overview by Month

(Market Capitalization in HRK millions)

Month	Number of trades		Volume		Number of securities traded	Market Capitalization
	Total	Average daily	Total	Average daily		
July	18.759	853	203.355.362	9.243.426	149	173.834,5
August	13.738	687	201.406.393	10.070.320	155	173.340,2
September	19.286	877	263.939.630	11.997.256	158	170.801,6
Total	51.783	809	668.701.385	10.448.459	183	

(Turnover in HRK millions)

Month	Equity		Bonds		Rights		Total turnover
	Turnover	%	Turnover	%	Turnover	%	
July	280,4	32,7	576,0	67,3	0,0	0,0	856,4
August	223,0	24,8	678,2	75,2	0,0	0,0	901,2
September	371,1	39,0	580,0	61,0	0,0	0,0	951,0
Total	874,5	32,3	1.834,1	67,7	0,0	0,0	2.708,6

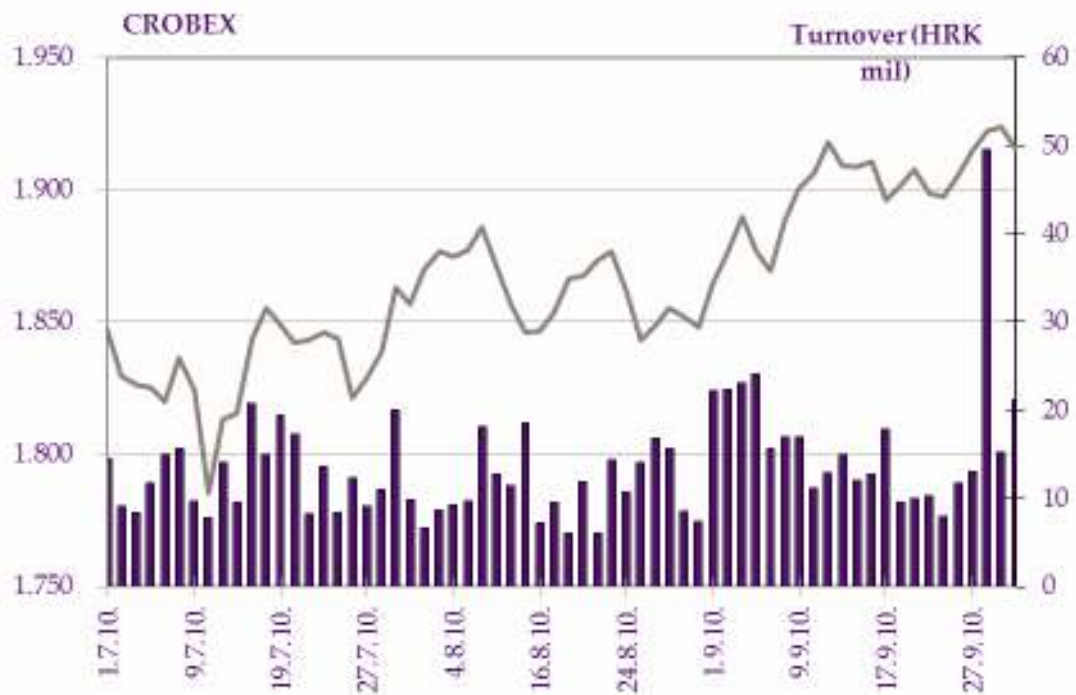


Chart 1: CROBEX® and equity turnover

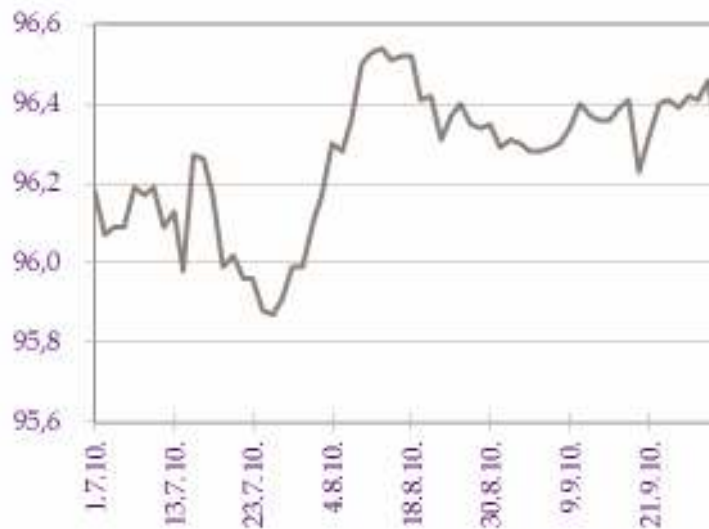


Chart 2: Zagreb Stock Exchange bond index CROBIS®

1.3. Stocks with the Largest Market Capitalization

	Symbol	Issuer	Market capitalization (HRK mil)	Pct (%)	Cumulative percentage
1	HT-R-A	HT d.d.	22.355,6	18,4	18,4
2	INA-R-A	Ina d.d.	16.800,0	13,8	32,1
3	ZABA-R-A	Zagrebačka banka d.d.	15.365,2	12,6	44,8
4	PBZ-R-A	PBZ d.d.	9.175,5	7,5	52,3
5	KNZM-R-A	Konzum d.d.	4.290,8	3,5	55,8
6	ADRS-R-A	Adris grupa d. d.	2.913,6	2,4	58,2
7	JNAF-R-A	Janaf d.d.	2.002,7	1,6	59,8
8	ATGR-R-A	Atlantic grupa d.d.	1.979,8	1,6	61,5
9	ADRS-P-A	Adris grupa d. d.	1.872,4	1,5	63,0
10	ERNT-R-A	Ericsson Nikola Tesla d.d.	1.755,8	1,4	64,5
		Others	43.370,1	35,6	100,0
		Total	121.881,5		

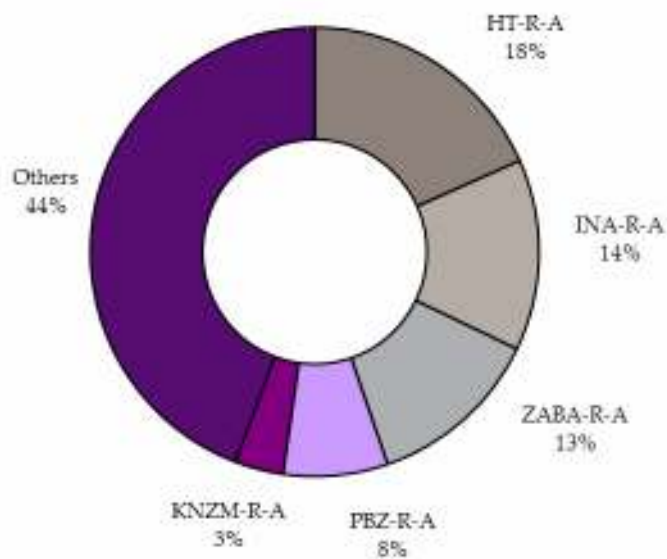


Chart 3: Market Capitalization

1.4. Most Active Stocks by Turnover

	Symbol	Issuer	Turnover (HRK)	Pct (%)	Cumulative percentage
1	HT-R-A	HT d.d.	234.032.757	26,8	26,8
2	DLKV-R-A	Dalekovod d.d.	62.891.953	7,2	34,0
3	ADRS-P-A	Adris grupa d. d.	58.241.804	6,7	40,6
4	ATGR-R-A	Atlantic grupa d.d.	46.070.375	5,3	45,9
5	ATPL-R-A	Atlantska plovidba d.d.	41.141.891	4,7	50,6
6	KOEI-R-A	Končar - elektroindustrija d.d.	36.866.729	4,2	54,8
7	INA-R-A	Ina d.d.	32.548.409	3,7	58,5
8	SNHO-R-A	SN holding d.d.	31.841.074	3,6	62,2
9	ERNT-R-A	Ericsson Nikola Tesla d.d.	29.496.600	3,4	65,5
10	INGR-R-A	Ingra d.d.	22.654.879	2,6	68,1
		Others	278.711.508	31,9	100,0
		Total	874.497.981		

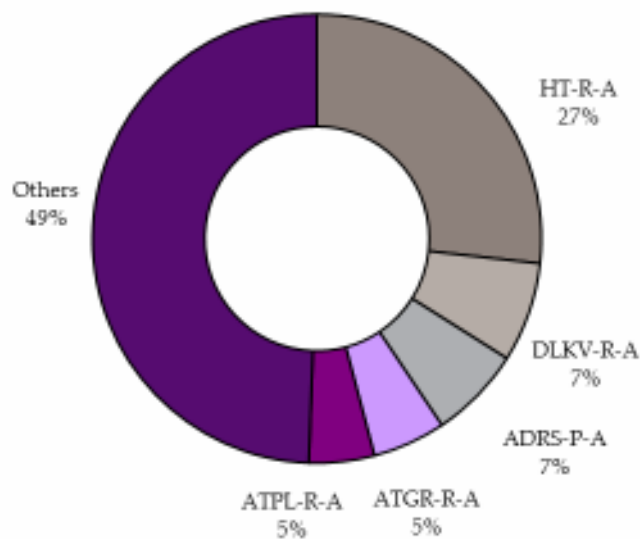


Chart 4: Structure of equity turnover

1.5. Stocks Performance

(All prices and turnover in HRK, Market Capitalization in HRK millions)

	High	Low	Last	Date of last trade	Change (%)	Volume	Turnover	Market capitalization
Official Market								
ADPL-R-A	98,40	85,10	97,90	30.9.2010	6,4	55.609	5.062.944	411,1
ATGR-R-A	810,00	657,10	801,52	30.9.2010	16,3	62.220	46.070.375	1.979,8
CROS-P-A	5.000,00	4.599,99	5.000,00	23.8.2010	3,7	12	55.700	43,8
CROS-R-A	5.000,00	4.502,00	4.751,01	30.9.2010	1,1	592	2.888.217	1.461,4
DLKV-R-A	300,00	264,99	267,90	30.9.2010	-5,0	227.145	62.891.953	614,5
HT-R-A	276,90	253,10	273,00	30.9.2010	4,7	898.387	234.032.757	22.355,6
IGH-R-A	2.024,00	1.556,00	1.556,00	30.9.2010	-19,1	10.048	17.177.631	246,8
INA-R-A	1.699,89	1.625,00	1.680,00	30.9.2010	-0,2	19.681	32.548.409	16.800,0
INGR-R-A	27,38	19,70	22,00	30.9.2010	-16,5	985.525	22.654.879	165,0
ISTT-R-A	380,00	316,02	319,99	30.9.2010	-9,1	12.581	4.353.122	1.496,0
MDKA-R-A	7.500,00	6.200,00	6.800,00	30.9.2010	-4,2	44	313.271	205,3
MGMA-R-A	69,90	50,27	51,00	30.9.2010	-2,9	12.390	681.745	248,6
OPTE-R-A	33,98	25,51	31,90	30.9.2010	6,7	34.780	1.019.284	90,0
PODR-R-A	312,00	240,00	292,00	30.9.2010	13,8	58.623	16.494.715	1.582,6
PTKM-R-A	162,90	105,50	153,95	30.9.2010	29,4	79.745	11.120.460	514,4
ULPL-R-A	588,90	533,13	557,60	30.9.2010	1,4	23.141	12.986.629	323,4
VART-R-1	19,02	12,69	17,00	27.9.2010	-5,6	65.296	1.105.108	32,7
VERN-R-A	73,99	60,00	64,00	30.9.2010	-7,2	4.777	307.784	118,1
VIRO-R-A	339,98	290,00	306,00	30.9.2010	2,0	22.365	6.898.622	424,3
Regulated Market								
ACI-R-A	2.700,01	2.200,00	2.530,02	8.9.2010	-6,3	1.542	3.425.562	281,0
ADRS-P-A	280,00	242,21	276,00	30.9.2010	7,8	224.643	58.241.804	1.872,4
ADRS-R-A	306,00	286,07	303,00	30.9.2010	-2,3	49.167	14.767.187	2.913,6
AGMM-R-A	1.003,00	800,00	910,00	24.9.2010	-9,0	10.032	8.764.017	37,7
AMDN-R-A	60,05	50,00	50,00	30.8.2010	-60,0	125	6.501	38,3
ARNT-R-A	59,00	41,95	42,00	28.9.2010	-28,8	5.487	245.427	91,7
ATLN-R-A	46,98	26,14	41,14	30.9.2010	52,2	25.726	932.945	137,2
ATLS-R-A	28,00	18,00	21,00	27.9.2010	0,0	4.513	95.241	40,0
ATPL-R-A	905,00	723,23	812,00	30.9.2010	-1,8	50.621	41.141.891	1.133,2
AUHR-R-A	400,00	360,25	385,90	30.9.2010	-3,5	3.698	1.402.091	255,4
BD62-R-A	88,00	58,00	78,00	30.9.2010	13,0	10.344	730.812	58,7
BLKL-R-A	128,98	72,00	128,90	24.9.2010	-14,1	191	20.333	64,4
BLSC-R-A	498,00	420,00	452,00	30.9.2010	0,4	5.964	2.590.590	526,3
BLJE-R-A	73,99	59,00	66,00	30.9.2010	-1,5	28.013	1.798.083	542,2
BPBA-R-A	71,24	55,01	63,89	29.9.2010	16,1	5.912	353.142	112,8
BRIN-R-A	22,98	20,00	21,99	24.9.2010	-4,0	1.533	32.474	11,1
BRNK-R-A	100,00	100,00	100,00	20.8.2010	-4,3	251	25.100	13,2
BZJK-R-A	130,00	93,39	110,00	22.9.2010	-0,1	435	47.325	22,5
CEBA-P-A	255,56	240,00	243,00	23.9.2010	-7,3	1.541	383.210	15,2
CEBA-R-A	240,00	216,00	225,00	30.9.2010	-8,2	345	82.454	64,0
CHAG-R-A	300,05	300,00	300,00	17.9.2010	-0,2	245	73.500	36,1
CKML-R-A	3.600,00	2.950,00	3.400,00	30.9.2010	6,3	3.734	12.574.334	357,0
CRLL-R-A	3.100,00	2.800,08	2.800,08	29.9.2010	-9,7	111	328.085	406,2
DDJH-R-A	35,00	22,36	28,95	30.9.2010	11,3	86.263	2.507.514	93,7
DIOK-R-A	88,00	70,07	84,00	30.9.2010	12,0	4.533	355.838	339,5
DKVS-R-A	11,00	6,00	7,45	30.9.2010	6,9	37.243	285.510	7,8
ELKL-R-A	175,00	175,00	175,00	6.7.2010	-20,1	27	4.725	14,7
ELKP-R-A	990,00	650,00	939,95	24.9.2010	43,3	96	72.263	84,4
ELPR-R-A	45,00	18,00	40,00	29.9.2010	0,0	3.163	123.997	13,4
ERNT-R-A	1.400,00	1.231,00	1.318,51	30.9.2010	-3,1	22.732	29.496.600	1.755,8
EXPD-R-A	497,00	305,00	497,00	10.9.2010	-0,6	178	62.470	71,6
FMPS-R-A	25,95	19,19	23,22	30.9.2010	5,6	99.865	2.302.115	46,5

	High	Low	Last	Date of last trade	Change (%)	Volume	Turnover	Market capitalization
FNVC-R-A	104,90	95,00	101,00	11.8.2010	-3,8	110	10.849	62,4
FRNK-R-A	758,00	700,05	730,00	30.9.2010	-3,8	768	560.730	311,8
HBRL-R-A	99,00	65,00	65,00	22.9.2010	116,5	40	2.906	34,1
HBVD-R-A	100,00	100,00	100,00	20.8.2010	0,0	200	20.000	28,6
HDEL-R-A	184,51	140,01	150,00	30.9.2010	-15,3	6.975	1.102.112	93,6
HGSP-R-A	39,95	20,10	27,50	30.9.2010	31,0	82.724	2.276.330	9,1
HIMR-R-A	214,95	150,00	175,00	30.9.2010	2,3	2.228	416.102	111,3
HMAM-R-A	90,00	83,00	85,01	30.9.2010	-5,6	2.363	210.410	95,2
HMST-R-A	72,00	60,00	72,00	27.9.2010	2,8	1.136	74.268	37,1
HPB-R-A	1.999,97	1.750,00	1.999,94	21.9.2010	21,2	13	23.500	1.189,6
HPDG-R-A	33,89	20,30	23,90	20.9.2010	-25,3	1.327	29.692	8,8
HRBC-R-A	99,94	65,10	92,00	30.9.2010	15,0	4.150	313.958	93,1
HTPK-R-A	99,97	72,10	81,01	29.9.2010	-2,4	12.130	1.040.230	34,5
HUPZ-R-A	1.595,99	1.125,00	1.499,21	29.9.2010	15,3	1.756	2.400.636	706,7
HVDC-R-A	90,03	90,03	90,03	21.9.2010	0,0	975	87.779	42,2
HZVG-R-A	29,99	29,99	29,99	27.9.2010	0,0	250	7.498	9,1
ILRA-R-A	420,00	420,00	420,00	20.8.2010	0,0	5	2.100	104,7
IMZV-R-A	150,00	134,00	134,00	17.9.2010	-30,9	96	13.824	30,2
INDG-R-A	480,96	333,00	440,00	27.9.2010	22,2	2.259	929.569	199,1
IPKK-R-A	235,00	198,00	198,00	30.9.2010	-10,9	56.840	13.249.560	141,6
JAKT-R-A	18,59	16,00	18,11	30.9.2010	11,8	183.955	3.332.875	14,3
JDBA-R-A	2.989,88	2.700,01	2.989,88	30.9.2010	4,9	533	1.488.852	357,7
JDGT-R-A	560,00	528,00	560,00	28.9.2010	1,8	846	464.060	62,1
JDOS-R-A	3.009,00	2.486,50	3.000,00	23.9.2010	-0,3	132	374.707	375,0
JDPL-R-A	147,33	124,01	139,51	30.9.2010	5,0	55.142	7.588.958	228,3
JDRA-R-A	414,00	373,87	374,00	29.9.2010	-8,8	395	150.338	124,3
JMNC-R-A	39.500,00	31.101,00	38.500,00	17.9.2010	10,0	25	917.102	851,9
JNAF-R-A	2.778,00	2.332,01	2.696,00	30.9.2010	5,7	2.334	5.987.467	2.002,7
KABA-P-A	59,07	59,07	59,07	23.9.2010	-26,6	7	413	0,6
KABA-R-A	73,40	53,00	70,50	30.9.2010	8,5	7.376	443.342	94,4
KNZM-R-A	207,51	145,00	189,00	30.9.2010	21,2	49.361	8.934.668	4.290,8
KODT-P-A	2.100,00	1.885,02	2.005,00	30.9.2010	-4,5	2.259	4.520.021	61,6
KODT-R-A	2.305,00	2.090,00	2.150,00	29.9.2010	-3,8	279	613.297	208,8
KOEI-R-A	494,79	430,00	480,01	30.9.2010	6,7	79.434	36.866.729	1.234,6
KOES-R-A	298,99	247,89	250,25	24.9.2010	1,0	118	30.290	32,6
KOKA-R-A	250,00	183,12	202,00	27.9.2010	-2,4	304	63.044	182,5
KORF-R-A	39,14	28,70	36,50	30.9.2010	23,3	114.474	3.958.749	272,6
KRAS-R-A	495,00	372,36	474,16	30.9.2010	24,8	20.098	8.728.824	651,3
KSST-R-A	1.188,00	612,00	950,00	29.9.2010	-20,6	485	361.899	107,9
KTJV-R-A	26,10	23,80	23,80	22.9.2010	-26,8	918	23.410	136,3
LANO-R-A	10,00	8,99	9,51	30.9.2010	-3,0	19.274	177.721	148,3
LANT-R-A	10,00	10,00	10,00	15.9.2010	0,0	302	3.020	6,7
LCDS-R-A	21,99	14,53	17,03	27.9.2010	14,4	2.336	39.311	43,1
LEDO-R-A	6.000,00	5.220,00	5.610,00	30.9.2010	-6,5	819	4.751.180	1.235,2
LKPC-R-A	1.670,00	1.530,01	1.599,00	30.9.2010	-1,0	3.250	5.230.147	356,0
LKRI-R-A	202,99	171,78	194,50	30.9.2010	13,4	13.847	2.576.784	1.163,2
LPLH-R-A	153,00	121,00	146,99	27.9.2010	7,3	2.661	370.935	97,4
LRH-R-A	2.598,00	1.944,00	2.455,00	30.9.2010	16,9	2.035	4.634.766	743,0
LURA-R-A	375,00	310,02	375,00	30.9.2010	21,0	690	229.399	1.125,0
LVCV-R-A	275,00	217,00	231,50	29.9.2010	7,6	581	136.759	110,7
MAIS-R-A	70,00	64,03	65,21	30.9.2010	-2,7	3.626	244.237	713,7
MIV-R-A	2.950,00	2.520,00	2.520,00	28.9.2010	-16,0	343	897.340	37,8
MLNR-R-A	637,00	637,00	637,00	30.9.2010	0,0	1.177	749.749	124,5
MNDS-R-A	230,00	230,00	230,00	1.7.2010	0,0	5	1.150	5,5
NVBA-R-A	90,00	70,00	90,00	31.8.2010	12,5	3.052	223.172	38,4
OLVD-R-A	240,01	219,50	240,01	6.7.2010	9,3	1.167	275.744	112,5
PBZ-R-A	520,00	461,06	481,03	30.9.2010	-4,4	13.765	6.609.167	9.175,5
PDBA-R-A	420,00	400,03	420,00	24.9.2010	5,0	229	92.338	280,9
PIKR-R-A	215,53	178,00	215,50	30.9.2010	2,1	1.465	292.997	50,3

	High	Low	Last	Date of last trade	Change (%)	Volume	Turnover	Market capitalization
PIVK-R-A	200,55	200,00	200,55	13.9.2010	0,3	41	8.201	63,6
PKMI-R-A	400,00	380,00	400,00	30.8.2010	17,6	20	7.800	38,5
PLAG-R-A	1.499,99	1.345,00	1.390,00	24.9.2010	-7,3	705	988.789	759,4
PLJK-R-A	54,25	53,50	54,25	23.8.2010	2,3	3.230	172.948	57,3
PUNT-R-A	0,86	0,61	0,80	30.9.2010	14,3	34.402	23.862	2,1
RIBA-R-A	445,50	430,00	445,00	7.9.2010	1,1	7.528	3.333.899	7.558,0
RIVP-R-A	200,00	140,00	176,90	30.9.2010	10,6	4.093	689.482	646,3
RIZO-R-A	143,00	98,00	142,99	30.9.2010	-4,7	2.016	204.841	53,5
SAPN-R-A	150,05	135,00	135,00	14.9.2010	-10,0	725	107.897	88,9
SDBA-R-A	140,00	130,00	130,00	1.9.2010	-11,6	670	89.300	61,3
SLDM-R-A	60,00	20,01	24,30	29.9.2010	-39,5	11.564	316.505	126,9
SLPF-R-A	33,00	25,01	27,01	28.9.2010	6,9	23.168	673.636	90,4
SLRS-R-A	256,00	171,00	200,07	28.9.2010	9,9	1.053	225.551	123,6
SMNS-R-A	638,45	565,00	568,00	23.9.2010	-8,4	143	87.063	537,3
SNBA-R-A	111,00	102,01	102,01	17.9.2010	-5,1	5.781	622.689	93,7
SPVA-R-A	100,00	100,00	100,00	4.8.2010	0,0	21	2.100	27,7
SSNC-R-A	2.800,00	2.800,00	2.800,00	22.7.2010	1,8	2	5.600	412,9
SUNH-R-A	32,50	25,00	29,00	30.9.2010	0,0	12.993	372.447	212,0
THMT-R-A	70,00	65,00	65,00	11.8.2010	-9,7	64	4.335	17,4
THNK-R-A	1.115,00	949,03	1.059,89	30.9.2010	2,4	4.210	4.332.781	200,8
TISK-R-A	205,00	174,15	181,15	30.9.2010	-7,1	7.546	1.409.317	432,3
TKPR-R-A	503,02	405,24	406,00	28.9.2010	-18,8	64	28.025	33,2
TLM-R-A	33,00	33,00	33,00	17.9.2010	32,0	11	363	60,7
TNPL-R-A	1.490,00	1.200,01	1.340,00	30.9.2010	-0,7	2.500	3.254.205	839,4
TNSA-R-A	3.197,00	2.403,10	2.403,10	27.9.2010	-19,8	170	502.977	69,1
TUHO-R-A	850,00	543,15	850,00	30.9.2010	46,6	607	376.643	335,5
ULJN-R-A	102,17	61,11	101,00	23.8.2010	-21,9	247	20.993	225,9
VDKT-R-A	265,00	204,00	218,05	30.9.2010	-15,6	21.503	4.833.358	99,6
VIS-R-A	18,31	15,97	16,20	3.9.2010	-26,4	2.113	34.143	8,4
VJSN-R-A	28,00	20,00	20,00	15.9.2010	-16,7	815	18.263	21,2
VLBT-R-A	4,71	4,01	4,01	9.9.2010	-14,7	589	2.587	13,7
VLDS-R-A	14,00	10,55	11,71	30.9.2010	-13,3	333.444	4.300.450	31,6
VLEN-R-B	10,98	9,10	9,20	30.9.2010	-1,1	279.722	2.575.157	127,4
VPIK-R-A	100,00	70,00	83,01	27.9.2010	-12,6	1.039	82.523	125,0
VZIO-R-A	69,99	69,99	69,99	5.7.2010	0,0	2.000	139.980	46,2
ZABA-R-A	244,99	200,00	239,90	30.9.2010	11,0	47.857	10.775.736	15.365,2
ZLAR-R-A	42,00	30,05	41,97	30.9.2010	-23,8	1.554	54.342	23,2
ZLTO-R-A	150,00	150,00	150,00	20.9.2010	200,0	86	12.900	53,6
ZPKL-R-A	126,00	125,00	126,00	25.8.2010	-0,1	128	16.095	35,8
ZTNJ-R-A	163,85	76,10	120,00	29.9.2010	34,7	2.688	283.962	24,7
ZVCV-R-A	120,00	100,01	103,51	30.9.2010	-7,6	2.760	300.984	31,9
ZVZD-R-A	3.979,99	2.851,00	3.605,00	30.9.2010	14,8	557	1.951.872	361,4
MTF								
BCIN-R-A	300,00	203,00	228,03	27.9.2010	3,7	340	87.171	38,0
BRBA-P-A	2.800,00	2.800,00	2.800,00	6.7.2010	-41,7	4	11.200	7,1
EHOS-R-A	6.644,00	3.000,00	4.899,99	30.9.2010	22,5	14	71.582	1.494,5
HDBK-R-A	165,00	67,50	165,00	21.9.2010	144,4	1.134	119.626	291,2
HRDH-R-A	46,90	30,00	31,31	24.9.2010	22,5	482	15.500	26,4
KMKA-R-A	220,00	179,40	220,00	15.9.2010	4,8	303	58.996	21,0
KOSN-P-A	710,00	710,00	710,00	30.8.2010	5,0	10	7.100	18,7
KOSN-R-A	750,00	701,00	750,00	24.9.2010	-7,4	21	15.059	29,4
MMTZ-R-A	13.400,00	9.301,00	12.989,00	20.8.2010	18,1	6	75.479	104,3
PRFC-R-A	12,40	11,52	12,00	27.9.2010	1,2	8.296	98.835	47,0
PSMR-R-A	450,03	450,00	450,00	30.9.2010	4,7	376	169.203	10,5
SNHO-R-A	245,00	139,80	195,00	28.9.2010	18,2	138.738	31.841.074	530,4
TDZ-R-A	2.300,00	2.300,00	2.300,00	28.9.2010	0,0	136	312.800	747,1
TIMT-R-A	100,01	100,00	100,00	27.9.2010	0,0	763	76.300	28,5
TNER-R-A	129,00	129,00	129,00	29.9.2010	0,0	6	774	10,1
TSHC-R-A	7.200,00	7.200,00	7.200,00	31.8.2010	2,9	31	223.200	97,6

	High	Low	Last	Date of last trade	Change (%)	Volume	Turnover	Market capitalization
VLHO-R-A	45,00	30,22	37,00	28.9.2010	20,9	26.132	975.723	232,9

1.6. Bond performance

(All prices in % of par value, turnover in HRK)

	High	Low	Last	Date of last trade	Volume	Turnover
Orderbook trades						
OPTE-O-142A	67,00	67,00	67,00	31.8.2010	117.000	78.390
RHMF-O-125A	103,90	103,90	103,90	15.7.2010	988.000	7.390.062
RHMF-O-142A	102,20	99,60	102,20	22.9.2010	744.000	5.439.080
RHMF-O-15CA	97,70	97,70	97,70	20.9.2010	120.000	117.240
RHMF-O-203A	102,25	101,30	101,30	19.8.2010	5.295.000	5.412.085
RHMF-O-203E	104,00	99,45	103,70	24.9.2010	14.374.700	106.412.929
Total					21.638.700	124.849.786
Reported trades						
RHMF-O-125A	105,00	103,65	104,90	8.9.2010	6.000.000	45.260.906
RHMF-O-142A	99,90	99,85	99,85	16.7.2010	2.000.000	14.398.742
RHMF-O-203A	102,95	101,70	102,80	29.9.2010	80.570.000	82.366.160
RHMF-O-203E	103,80	99,95	102,50	30.9.2010	20.705.000	154.498.609
Total					109.275.000	296.524.417
OTC trades						
GDZD-O-119A	100,00	100,00	100,00	28.9.2010	1.200.000	8.749.049
HEP-O-13BA	96,30	96,30	96,30	7.9.2010	5.000.000	4.815.000
HP-O-127A	105,30	105,00	105,30	9.9.2010	125.000	957.281
PODR-O-115A	98,65	98,00	98,65	24.9.2010	13.900.000	13.692.850
RBA-O-112A	100,00	100,00	100,00	24.8.2010	10.000.000	10.000.000
RHMF-O-125A	105,05	103,80	104,65	30.9.2010	15.660.436	118.430.521
RHMF-O-137A	97,75	97,10	97,10	31.8.2010	15.250.000	14.892.500
RHMF-O-142A	102,40	99,65	101,73	30.9.2010	18.439.000	135.663.465
RHMF-O-15CA	98,20	97,65	98,00	15.9.2010	42.100.000	41.237.150
RHMF-O-172A	93,50	92,50	93,30	30.9.2010	71.710.000	66.837.050
RHMF-O-19BA	97,30	97,30	97,30	29.9.2010	830.350	5.887.469
RHMF-O-203A	102,90	99,92	102,90	30.9.2010	237.150.000	240.822.300
RHMF-O-203E	104,50	99,50	102,55	30.9.2010	101.399.000	750.759.565
Total					532.763.786	1.412.744.200
BONDS TOTAL					663.677.486	1.834.118.404

1.7. Top 10 Members by Equity Turnover

Rank	Member	Equity turnover (HRK)	Market share (%)
1	Interkapital vrijednosni papiri d.o.o.	272.639.400	15,59
2	Erste vrijednosni papiri d.o.o.	235.605.368	13,47
3	Zagrebačka banka d.d.	180.142.132	10,30
4	Fima vrijednosnice d.o.o.	164.534.736	9,41
5	Raiffeisenbank Austria d.d.	134.494.930	7,69
6	HITA vrijednosnice d.d.	126.080.663	7,21
7	Privredna banka Zagreb d.d.	104.555.849	5,98
8	Agram brokeri d.d.	93.727.327	5,36
9	Prva Generacija d.o.o	56.116.234	3,21
10	Auctor d.o.o.	48.432.417	2,77

1.8. Top 10 Members by Bond Turnover

Rank	Member	Bonds turnover (HRK)	Market share (%)
1	Interkapital vrijednosni papiri d.o.o.	595.391.040	70,65
2	Zagrebačka banka d.d.	86.738.642	10,29
3	Raiffeisenbank Austria d.d.	56.989.840	6,76
4	Erste vrijednosni papiri d.o.o.	43.589.746	5,17
5	Podravska banka d.d.	20.068.808	2,38
6	Privredna banka Zagreb d.d.	15.458.084	1,83
7	Agram brokeri d.d.	14.614.076	1,73
8	Abacus brokeri d.d.	5.617.347	0,67
9	Societe Generale-Splitska banka d.d.	2.808.795	0,33
10	Hypo Alpe-Adria-Bank d.d.	1.315.248	0,16

1.9. Top 10 Members by Total Turnover

Rank	Member	Total turnover (HRK)	Market share (%)
1	Interkapital vrijednosni papiri d.o.o.	868.030.440	33,49
2	Erste vrijednosni papiri d.o.o.	279.195.113	10,77
3	Zagrebačka banka d.d.	266.880.774	10,30
4	Raiffeisenbank Austria d.d.	191.484.770	7,39
5	Fima vrijednosnice d.o.o.	164.534.736	6,35
6	HITA vrijednosnice d.d.	126.080.663	4,86
7	Privredna banka Zagreb d.d.	120.013.933	4,63
8	Agram brokeri d.d.	108.341.403	4,18
9	Prva Generacija d.o.o	56.116.234	2,17
10	Abacus brokeri d.d.	51.603.515	1,99

1.10. Best performing stocks

(Prices in HRK)

Symbol	Issuer	Second quarter of 2010		Third quarter of 2010		% change
		Price	Date	Price	Date	
ZLTO-R-A	Zlatni otok d.d.	50,00	27.4.2010	150,00	20.9.2010	200,00
HDBK-R-A	Dubrovnik - Babin kuk d.d.	67,50	14.9.2010	165,00	21.9.2010	144,44
HBRL-R-A	Hoteli Brela d.d.	30,03	29.6.2010	65,00	22.9.2010	116,45
ATLN-R-A	Excelsa nekretnine d.d.	27,03	30.6.2010	41,14	30.9.2010	52,20
TUHO-R-A	Turisthotel d.d.	580,00	28.6.2010	850,00	30.9.2010	46,55
ELKP-R-A	Elektroprojekt d.d.	656,00	24.6.2010	939,95	24.9.2010	43,29
ZTNJ-R-A	Žitnjak d.d.	89,08	29.6.2010	120,00	29.9.2010	34,71
TLM-R-A	TLM d.d.	25,00	21.6.2010	33,00	17.9.2010	32,00
HGSP-R-A	HG Spot d.d.	21,00	30.6.2010	27,50	30.9.2010	30,95
PTKM-R-A	Petrokemija d.d.	118,99	30.6.2010	153,95	30.9.2010	29,38
KRAS-R-A	Kraš d.d.	380,00	30.6.2010	474,16	30.9.2010	24,78
KORF-R-A	Dom holding d.d.	29,60	30.6.2010	36,50	30.9.2010	23,31
HRDH-R-A	Hrvatski duhani d.d.	25,55	14.6.2010	31,31	24.9.2010	22,54
EHOS-R-A	Euroherc osiguranje d.d.	4.000,00	30.6.2010	4.899,99	30.9.2010	22,50
INDG-R-A	Industrogradnja d.d.	360,00	30.6.2010	440,00	27.9.2010	22,22

1.11. Under performing stocks

(Prices in HRK)

Symbol	Issuer	Second quarter of 2010		Third quarter of 2010		% change
		Price	Date	Price	Date	
AMDN-R-A	Apartmani Medena d.d.	124,94	21.6.2010	50,00	30.8.2010	-59,98
BRBA-P-A	Banka Brod d. d.	4.800,00	26.4.2010	2.800,00	6.7.2010	-41,67
SLDM-R-A	Slobodna Dalmacija d.d.	40,15	29.6.2010	24,30	29.9.2010	-39,48
IMZV-R-A	Imunološki zavod d.d.	194,00	8.6.2010	134,00	17.9.2010	-30,93
ARNT-R-A	Arenaturist d. d.	59,00	30.6.2010	42,00	28.9.2010	-28,81
KTJV-R-A	Kutjevo d. d.	32,50	27.5.2010	23,80	22.9.2010	-26,77
KABA-P-A	Karlovačka banka d.d.	80,50	14.5.2010	59,07	23.9.2010	-26,62
VIS-R-A	Vis d.d.	22,00	15.6.2010	16,20	3.9.2010	-26,36
HPDG-R-A	Hoteli Podgora d.d.	32,00	1.6.2010	23,90	20.9.2010	-25,31
ZLAR-R-A	Zlatni rat d.d.	55,05	14.4.2010	41,97	30.9.2010	-23,76
ULJN-R-A	ULJANIK d. d.	129,35	18.6.2010	101,00	23.8.2010	-21,92
KSST-R-A	Kaštelanski staklenici d.d.	1.197,00	21.6.2010	950,00	29.9.2010	-20,63
ELKL-R-A	Elektrometal d.d.	219,00	10.6.2010	175,00	6.7.2010	-20,09
TNSA-R-A	Transadria d.d.	2.997,00	28.6.2010	2.403,10	27.9.2010	-19,82
IGH-R-A	Institut IGH d.d.	1.923,00	30.6.2010	1.556,00	30.9.2010	-19,08
TKPR-R-A	Tekstilpromet d.d.	500,02	30.6.2010	406,00	28.9.2010	-18,80

2. Prices and Volumes for the Most Active Stocks

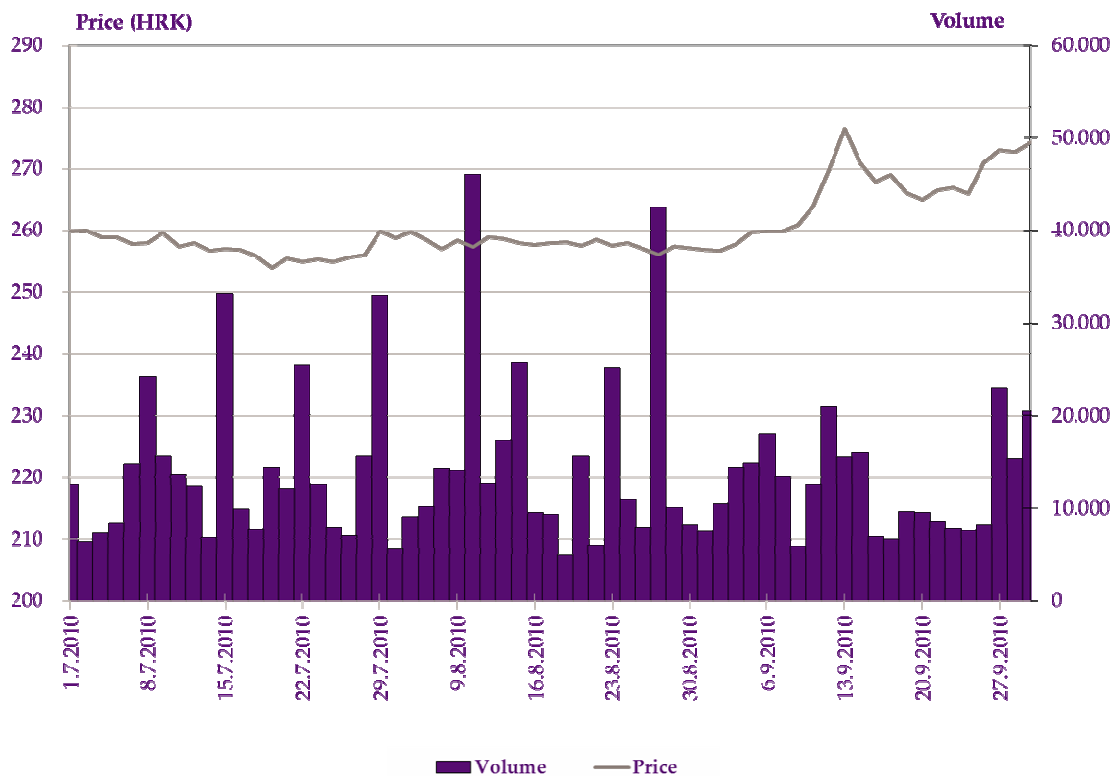


Chart 5: HT d.d.

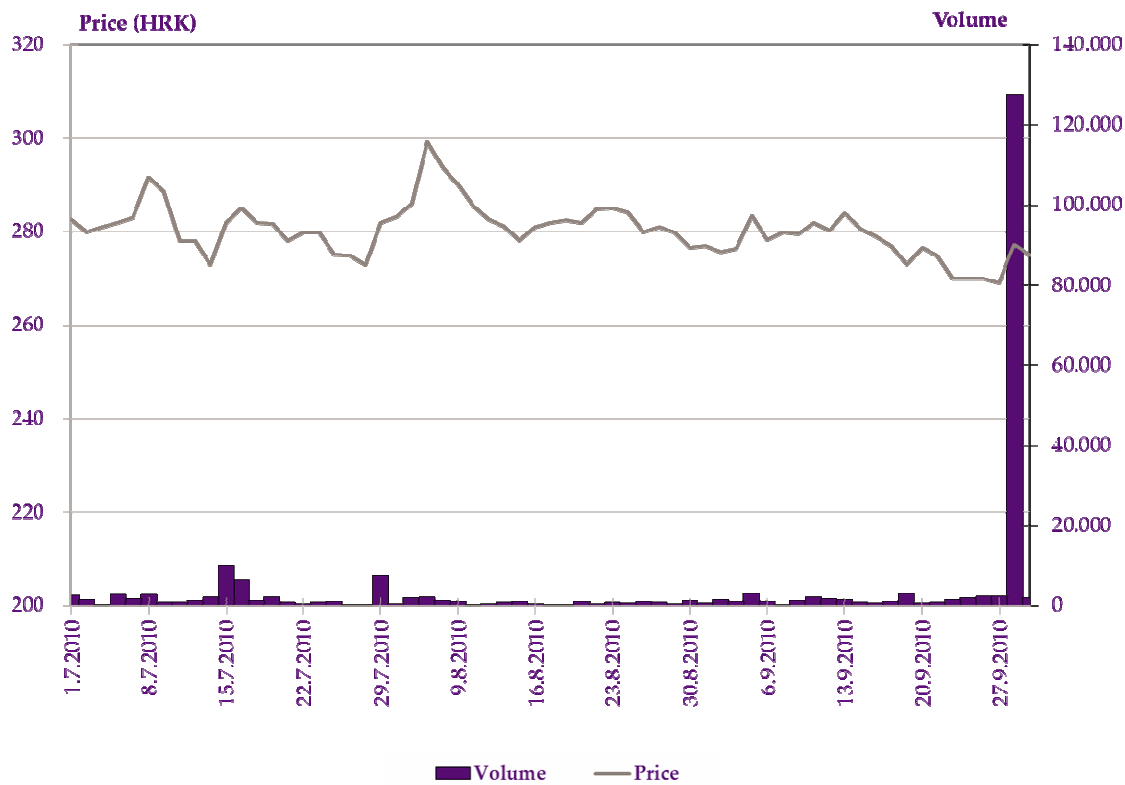


Chart 6: Dalekovod d.d..

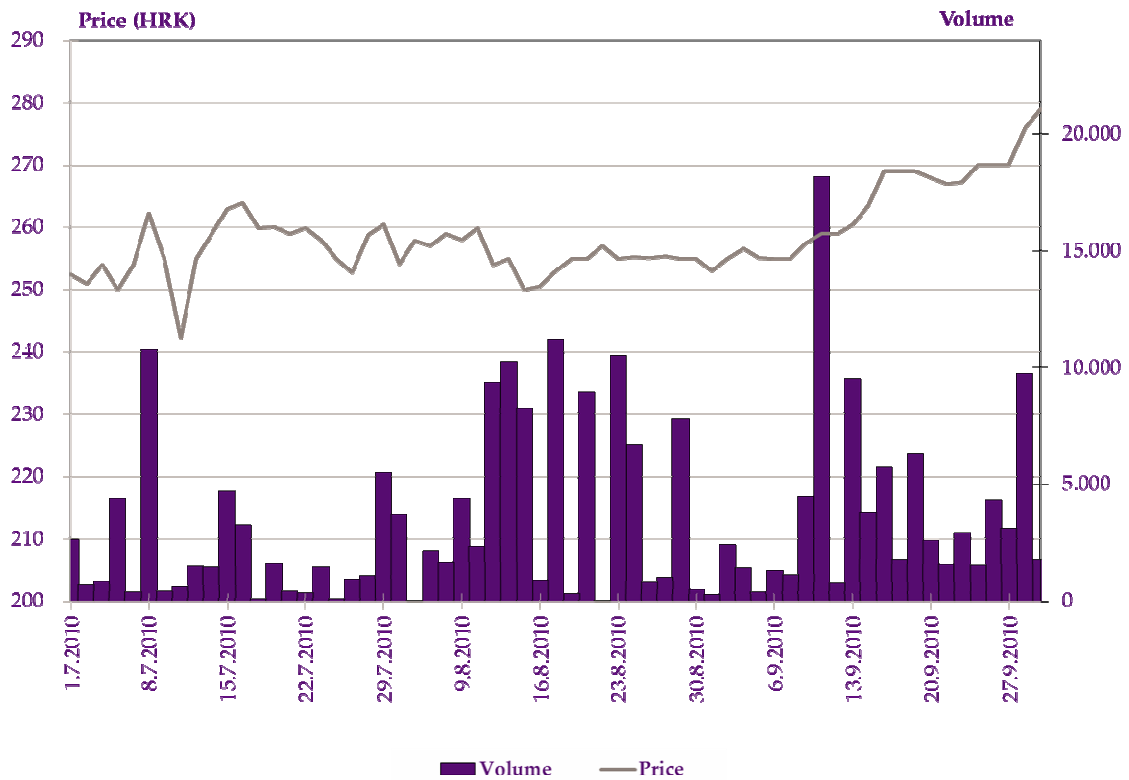


Chart 7: ADRIS GRUPA d.d. povlaštene dionice

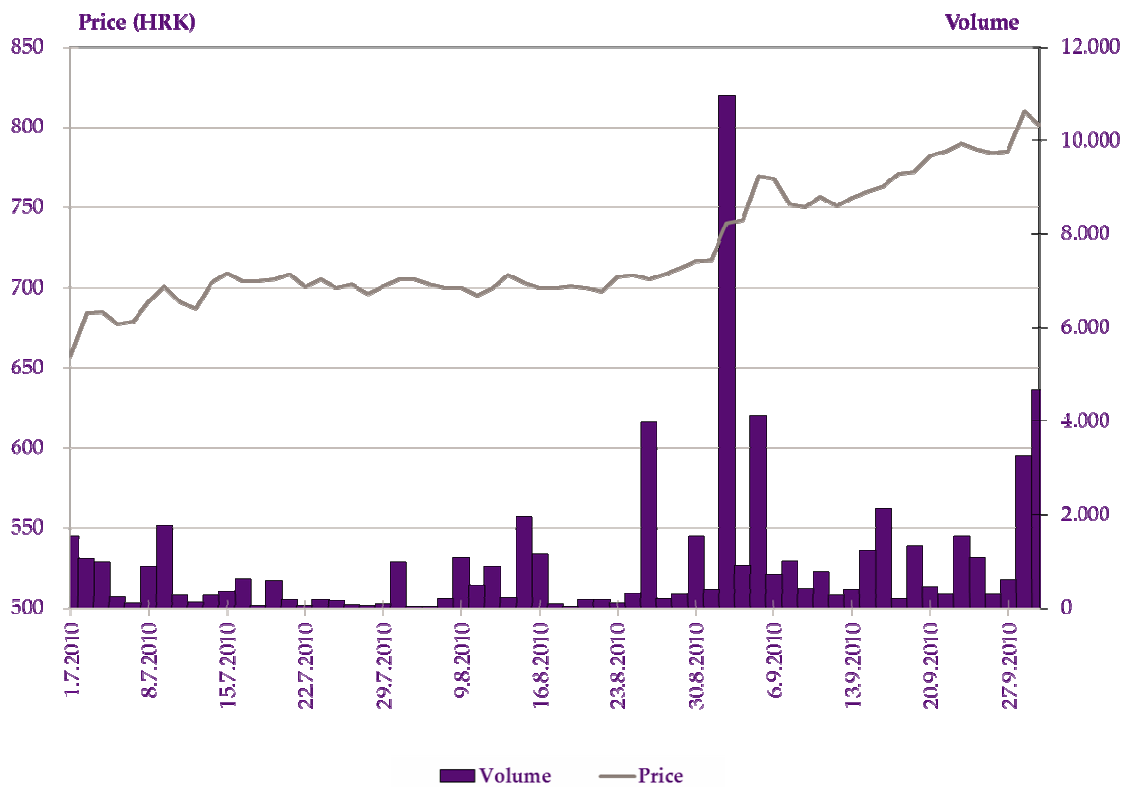


Chart 8: Atlantic grupa d.d.

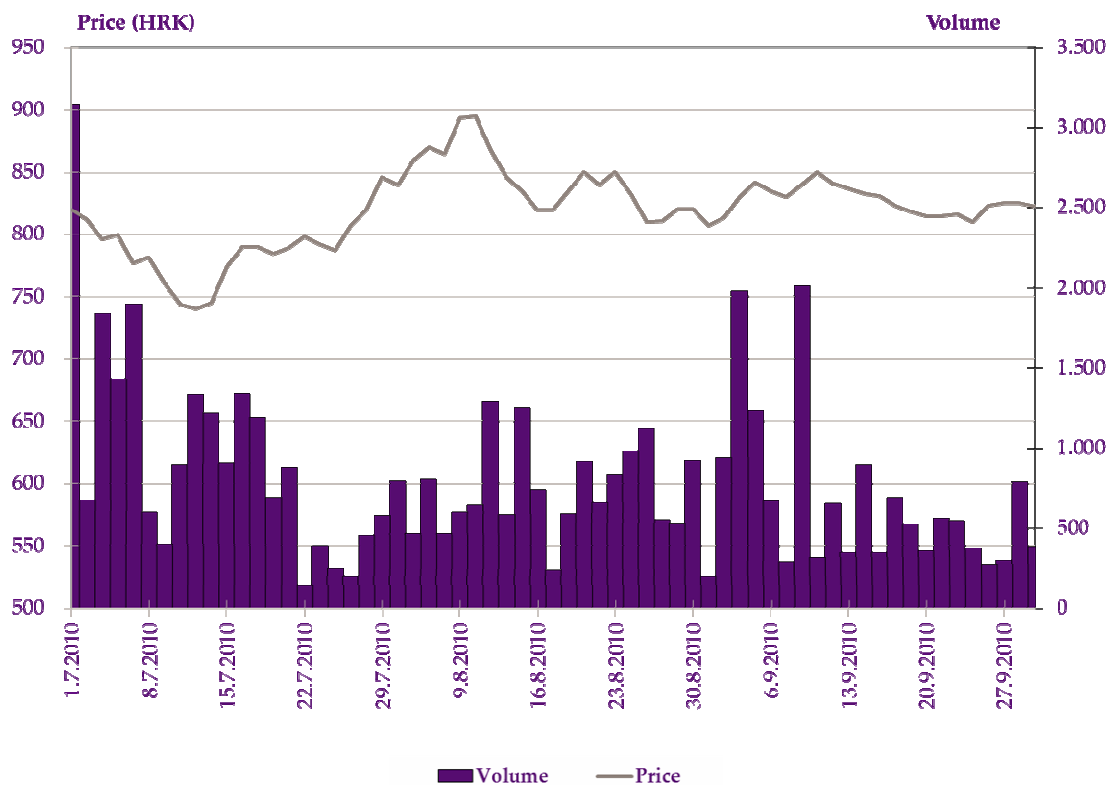


Chart 9: Atlantska plovidba d.d.

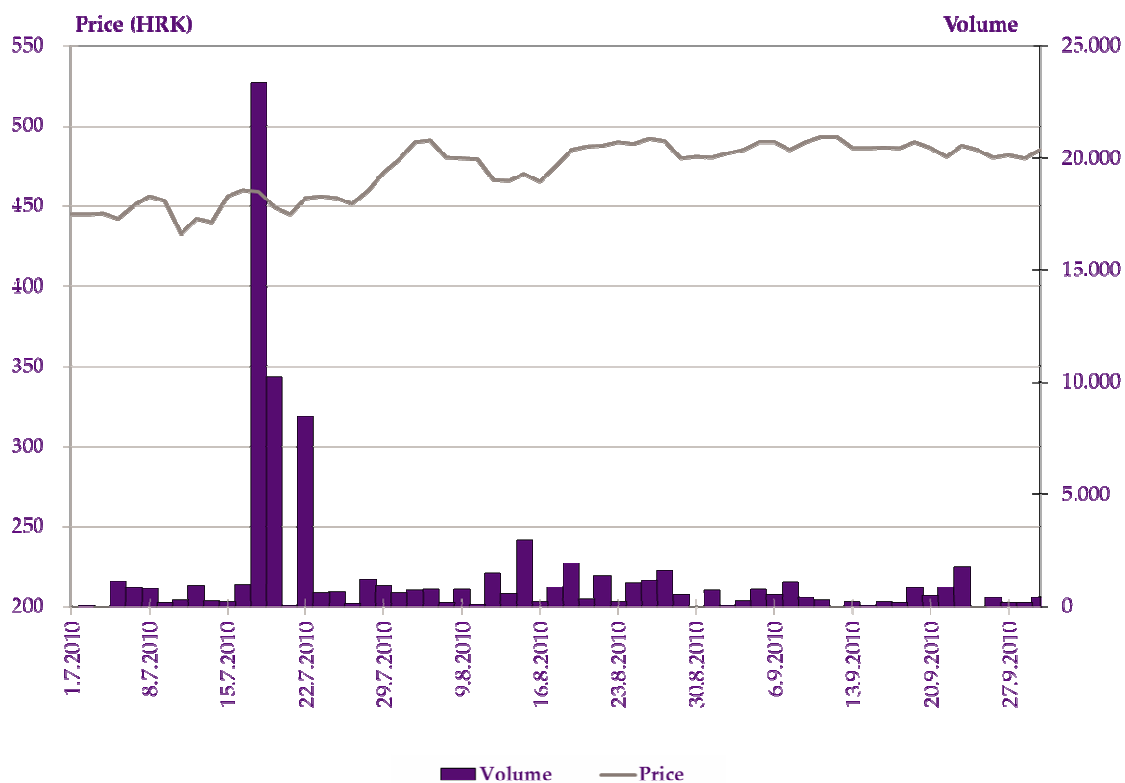


Chart 10: Končar - elektroindustrija d.d.

3. Listed Companies

Symbol	Issuer	Number of listed shares	Nominal value
Official Market			
ADPL-R-A	AD plastik d.d.	4.199.584	100 HRK
ATGR-R-A	Atlantic grupa d.d.	2.469.995	40 HRK
CROS-P-A	Croatia osiguranje d.d.	8.750	1400 HRK
CROS-R-A	Croatia osiguranje d.d.	307.598	1400 HRK
DLKV-R-A	Dalekovod d.d.	2.293.812	100 HRK
HT-R-A	HT d.d.	81.888.535	100 HRK
IGH-R-A	Institut IGH d.d.	158.580	400 HRK
INA-R-A	Ina d.d.	10.000.000	900 HRK
INGR-R-A	Ingra d.d.	7.500.000	
ISTT-R-A	Istraturist Umag d. d.	4.674.995	100 HRK
MDKA-R-A	Medika d.d.	30.194	2000 HRK
MGMA-R-A	Magma d.d.	4.874.160	10 HRK
OPTE-R-A	OT-optima telekom d.d.	2.820.070	10 HRK
PODR-R-A	Podravka d.d.	5.420.003	300 HRK
PTKM-R-A	Petrokemija d.d.	3.341.117	270 HRK
ULPL-R-A	Uljanik Plovidba d. d.	580.000	400 HRK
VART-R-1	Varteks d. d.	1.920.807	200 HRK
VERN-R-A	Genera d.d.	1.844.860	100 HRK
VIRO-R-A	Viro tvornica šećera d.d.	1.386.667	
Regular Market			
3MAJ-R-A	BI 3. maj d.d.	1.222.985	100 HRK
ACI-R-A	ACI d. d.	111.060	3600 HRK
ADCH-R-A	Adriachem d.d.	623.578	300 HRK
ADRS-P-A	Adris grupa d. d.	6.784.100	10 HRK
ADRS-R-A	Adris grupa d. d.	9.615.900	10 HRK
AGMM-R-A	Agromedimurje d.d. Čakovec	41.390	1900 HRK
AMDN-R-A	Apartmani Medena d.d.	765.376	300 HRK
ARNT-R-A	Arenaturist d. d.	2.182.500	20 HRK
ATLN-R-A	Excelsa nekretnine d.d.	3.335.801	
ATLS-R-A	Atlas d.d. Dubrovnik	1.904.315	
ATPL-R-A	Atlantska plovidba d.d.	1.395.520	300 HRK
AUHR-R-A	Auto Hrvatska d.d. Zagreb	661.745	3700 HRK
BD62-R-A	Badel 1862 d.d.	752.106	300 HRK
BDMR-R-A	Brodmerkur d.d.	99.331	1900 HRK
BLKL-R-A	Bilokalnik-IPA d.d.	499.582	300 HRK
BLSC-R-A	Belišće d.d.	1.164.312	300 HRK
BLJE-R-A	Belje d.d. Darda	8.215.487	100 HRK

Symbol	Issuer	Number of listed shares	Nominal value
BPBA-R-A	VABA d.d.	1.765.228	100 HRK
BRIK-R-A	Borik d.d.	401.100	300 HRK
BRIN-R-A	ZIF breza d.d.	506.000	100 HRK
BRNK-R-A	Brionka d. d.	132.410	380 HRK
BRST-R-A	Brestovac d.d.	172.800	300 HRK
BZJK-R-A	Božjakovina d.d.	204.989	300 HRK
CEBA-P-A	Centar banka d.d.	62.500	400 HRK
CEBA-R-A	Centar banka d.d.	284.249	400 HRK
CHAG-R-A	Chromos agro d.d.	120.497	500 HRK
CKML-R-A	Čakovečki mlinovi d.d.	105.000	400 HRK
CRAL-P-A	Croatia airlines d.d.	17.590	100 HRK
CRAL-P-A1	Croatia airlines d.d.	6.762	100 HRK
CRAL-P-A2	Croatia airlines d.d.	13.025	100 HRK
CRAL-P-A3	Croatia airlines d.d.	7.356	100 HRK
CRAL-P-A4	Croatia airlines d.d.	6.464	100 HRK
CRAL-R-A	Croatia airlines d.d.	4.924.279	200 HRK
CRBT-R-A	Croatia-baterije d.d.	180.090	300 HRK
CRLI-R-A	Croatia lloyd d.d.	145.076	800 HRK
CTKS-R-A	Čateks d.d.	246.201	300 HRK
DALS-R-A	Dalma d.d.	1.241.157	370 HRK
DDJH-R-A	Đuro Đaković holding d.d.	3.237.068	100 HRK
DIOK-R-A	Dioki d.d.	4.042.058	240 HRK
DKVS-R-A	Đakovština d.d.	1.053.563	300 HRK
DLTC-R-A	Dalit corp. d.d.	304.130	100 DEM
DLVN-R-A	Dalmacijavino d.d.	777.500	200 HRK
DTR-R-A	DTR d.d.	107.850	100 DEM
DUPM-R-A	Dubrovačko primorje d.d.	354.410	300 HRK
ELKL-R-A	Elektrometal d.d.	83.867	380 HRK
ELKP-R-A	Elektroprojekt d.d.	89.800	380 HRK
ELPR-R-A	Elektropromet d.d. u stečaju	334.860	300 HRK
ERNT-R-A	Ericsson Nikola Tesla d.d.	1.331.650	100 HRK
EXCL-R-A	Hotel Excelsior d.d.	1.147.734	100 HRK
EXPD-R-A	Exportdrvo d.d.	144.000	400 HRK
FMPS-R-A	ZIF Fima Proprius d.d.	2.003.172	100 HRK
FNVC-R-A	Finvest Corp d. d.	617.751	400 HRK
FRNK-R-A	Franck d.d.	427.170	600 HRK
HBEL-R-A	Hotel Bellevue d.d.	172.246	300 HRK
HBRL-R-A	Hoteli Brela d.d.	525.270	200 HRK
HBVD-R-A	Hoteli Baška voda d.d.	286.383	300 HRK
HCRC-P-A	Hoteli Croatia d.d.	402.500	100 HRK
HCRC-R-A	Hoteli Croatia d.d.	1.079.040	100 HRK

Symbol	Issuer	Number of listed shares	Nominal value
HCVT-R-A	Hoteli Cavtat d.d.	614.180	200 HRK
HDEL-R-A	Hidroelektra niskogradnja d.d.	623.881	100 HRK
HEFA-R-A	Helios Faros d.d.	338.420	200 HRK
HGSP-R-A	HG Spot d.d.	330.000	100 HRK
HHLD-R-A	Hoteli Haludovo Malinska d.d.	10.732.908	20 HRK
HIMR-R-A	Imperial d.d.	635.855	400 HRK
HJDR-R-A	Hoteli Jadran d.d.	107.115	700 HRK
HMAM-R-A	Hoteli Makarska d.d.	1.119.470	200 HRK
HMDN-R-A	Hotel Medena d.d.	393.800	300 HRK
HMST-R-A	Hoteli Maestral d.d.	515.720	200 HRK
HNVI-R-A	Hoteli Novi d.d.	67.146	1800 HRK
HOMS-R-A	Hoteli Omišalj d. d.	244.242	200 HRK
HPB-R-A	HPB d.d.	594.836	1100 HRK
HPBR-R-A	ZIF HPB REAL d.d.	302.531	100 HRK
HPDG-R-A	Hoteli Podgora d.d.	366.250	370 HRK
HRBC-R-A	Rabac d.d.	1.012.220	370 HRK
HRBS-R-A	Herbos d.d.	188.264	380 HRK
HTCP-R-A	Hoteli Tučepi, d.d.	548.200	300 HRK
HTPK-R-A	HTP Korčula d.d.	426.425	300 HRK
HTPO-R-A	HTP Orebić d.d.	175.820	200 HRK
HUPZ-R-A	HUP - Zagreb d.d.	471.376	400 HRK
HVDC-R-A	Hoteli Vodice d.d.	468.634	
HZVG-R-A	Hoteli Živogošće d.d.	302.760	370 HRK
IKBA-P-A	Istarska kreditna banka Umag d.d.	3.026	1100 HRK
IKBA-R-A	Istarska kreditna banka Umag d.d.	144.974	1100 HRK
ILRA-R-A	Ilirija d.d.	249.386	400 HRK
IMZV-R-A	Imunološki zavod d.d.	225.284	380 HRK
INDG-R-A	Industrogradnja d.d.	452.400	1000 HRK
INKR-R-A	Inker d.d.	1.451.886	100 HRK
IPKK-R-A	IPK Kandit d.d.	715.090	100 HRK
IPKO-R-A	IPK Osijek d.d.	4.461.755	100 HRK
ISTR-R-A	Istra d.d.	91.700	1700 HRK
JAKT-R-A	Jadran kapital d.d.	791.636	100 HRK
JDBA-R-A	Jadranska banka d.d.	119.623	2000 HRK
JDGT-R-A	Jadroagent d.d.	110.845	400 HRK
JDKM-R-A	Jadrnkamen d.d.	217.330	370 HRK
JDOS-R-A	Jadransko osiguranje d.d.	125.000	400 HRK
JDPL-R-A	Jadroplov d.d.	1.636.674	360 HRK
JDRA-R-A	Jadranka d. d.	332.484	1000 HRK
JDRF-R-A	Jadran film d.d.	163.470	100 DEM
JDRN-R-A	Jadran d.d. u stečaju	281.296	1800 HRK

Symbol	Issuer	Number of listed shares	Nominal value
JDTC-R-A	Jadran d.d.	141.633	300 HRK
JLSA-R-A	Jelsa d.d.	1.343.473	70 HRK
JMNC-R-A	Jamnica d.d.	22.126	3800 HRK
JNAF-R-A	Janaf d.d.	742.846	2700 HRK
JTMN-R-A	Jadran d.d. TMN	173.560	300 HRK
KABA-P-A	Karlovačka banka d.d.	10.824	100 HRK
KABA-R-A	Karlovačka banka d.d.	1.339.176	100 HRK
KAPF-R-A	Kapitalni fond d.d.	3.845.501	100 HRK
KBZ-R-A	Kreditna banka Zagreb d.d.	1.865.532	100 HRK
KMSK-R-A	Kamensko d.d.	212.671	400 HRK
KNZM-R-A	Konzum d.d.	22.702.860	1800 HRK
KODT-P-A	Končar - distributivni i specijalni transformatori d.d.	30.714	300 HRK
KODT-R-A	Končar - distributivni i specijalni transformatori d.d.	97.094	300 HRK
KOEI-R-A	Končar - elektroindustrija d.d.	2.572.119	400 HRK
KOES-R-A	Koestlin d.d.	130.276	700 HRK
KOKA-R-A	Koka d.d.	903.220	200 HRK
KORF-R-A	Dom holding d.d.	7.467.235	100 HRK
KOSK-P-A	Končar - sklopna postrojenja d.d.	40.718	300 HRK
KOSK-R-A	Končar - sklopna postrojenja d.d.	68.842	300 HRK
KRAS-R-A	Kraš d.d.	1.373.621	400 HRK
KSST-R-A	Kaštelanski staklenici d.d.	113.593	2500 HRK
KTJV-R-A	Kutjevo d. d.	5.726.429	50 HRK
KTKS-R-A	Koteks d.d.	669.467	50 HRK
LANO-R-A	Laguna Novigrad d. d.	15.596.462	370 HRK
LANT-R-A	Lantea grupa d.d.	672.671	100 HRK
LCDS-R-A	Lucidus d.d.	2.531.200	100 HRK
LEDO-R-A	Ledo d.d.	220.170	380 HRK
LKPC-R-A	Luka Ploče d.d.	222.614	400 HRK
LKRI-R-A	Luka Rijeka d.d.	5.980.475	100 HRK
LPLH-R-A	Lošinjska plovidba - holding d.d.	662.416	350 HRK
LRH-R-A	Liburnia riviera hoteli d. d.	302.641	3200 HRK
LURA-R-A	Dukat d.d.	3.000.000	100 HRK
LVCV-R-A	Lavčević d.d.	478.200	300 HRK
MAIS-R-A	Maistra d. d.	10.944.339	
MDPL-R-A	Meditranska plovidba d.d.	156.126	370 HRK
MGKP-R-A	MGK-pack d.d.	219.862	200 HRK
MIO-R-A	Mio d.d.	286.914	300 HRK
MIV-R-A	MIVd.d.	15.018	3700 HRK
MLNR-R-A	Mlinar d.d.	195.409	400 HRK
MLNR-R-B	Mlinar d.d.	60.000	660 HRK
MNDS-R-A	Mundus d.d.	24.031	1870 HRK

Symbol	Issuer	Number of listed shares	Nominal value
MRNA-R-A	Mirna d.d.	368.040	100 HRK
MRSK-R-A	Maraska d.d.	318.793	300 HRK
MTC-R-A	MTČ d.d. Čakovec u stečaju	62.452	1200 HRK
NVBA-R-A	Nava banka d.d.	426.981	100 HRK
OLVD-R-A	Olympia Vodice d.d.	468.786	
PAN-R-A	PAN - trgopromet d.d.	532.207	100 HRK
PBZ-R-A	PBZ d.d.	19.074.769	100 HRK
PDBA-R-A	Podravska banka d.d.	668.749	400 HRK
PIKR-R-A	PIK d. d.	233.460	350 HRK
PIVK-R-A	PIK-Vinkovci d.d.	317.225	400 HRK
PKMI-R-A	PPK d.d.	96.136	400 HRK
PLAG-P-A	Plava laguna d.d.	105.000	1000 HRK
PLAG-R-A	Plava laguna d.d.	546.318	1800 HRK
PLCH-R-A	Palace hotel Zagreb d.d.	126.726	400 HRK
PLTO-R-A	Pluto d.d.	87.440	400 HRK
PLJK-R-A	Puljanka d.d.	1.055.558	100 HRK
PPOR-R-A	PP Orahovica d.d.	165.803	320 HRK
PUNT-P-A	Pounje d.d.	600.000	10 HRK
PUNT-R-A	Pounje d.d.	2.666.700	10 HRK
PURI-R-A	Puris d. d.	625.801	
QUNE-R-A	Quaestus nekretnine d.d.	2.255.463	100 HRK
RGNC-R-A	Regeneracija d.d.	25.714	2000 HRK
RIVP-R-A	Riviera Poreč d.d.	3.653.517	300 HRK
RIZO-R-A	RIZ-odašiljači d.d.	374.179	370 HRK
SAPN-R-A	Saponia d.d.	658.564	300 HRK
SCOS-R-A	Sunce osiguranje d.d.	407.261	100 HRK
SDBA-R-A	Banka splitsko-dalmatinska d.d.	471.620	100 HRK
SLDM-R-A	Slobodna Dalmacija d.d.	5.221.116	70 HRK
SLMK-R-A	Slavonija MK d.d.	359.487	200 HRK
SLPF-R-A	Slavonski ZIF d.d.	3.346.418	90 HRK
SLRS-R-A	Solaris d.d.	617.716	300 HRK
SLTK-R-A	Slavonijatekstil d.d.	10.640	3600 HRK
SMNS-R-A	Siemens d.d.	945.906	100 HRK
SNBA-R-A	Slatinska banka d.d.	918.972	100 HRK
SPVA-R-A	Spačva d.d. Vinkovci	276.522	300 HRK
SSNC-P-A1	Banco Popolare Croatia	18.200	500 HRK
SSNC-R-A	Banco Popolare Croatia	147.460	500 HRK
SUNH-R-A	Sunčani Hvar d.d.	7.310.971	100 HRK
TANG-R-A	Tang tvornica alata d.d.	145.000	500 HRK
TEP-R-A	TEP d.d.	377.847	200 HRK
THMT-R-A	Tehnomont d. d.	268.321	300 HRK

Symbol	Issuer	Number of listed shares	Nominal value
THNK-R-A	Tehnika d.d.	189.460	900 HRK
TISK-R-A	Tisak d.d.	2.386.587	100 HRK
TKPR-R-A	Tekstilpromet d.d.	81.842	400 HRK
TLM-R-A	TLM d.d.	1.840.082	
TMPO-R-A	Tempo d.d.	607.952	100 HRK
TNKC-R-A	Tankerkomerc d.d.	34.182	1880 HRK
TNPL-R-A	Tankerska plovidba d.d.	626.385	600 HRK
TNSA-R-A	Transadria d.d.	28.755	1910 HRK
TOZ-R-A	TOZ penkala, Tvornica olovaka Zagreb d.d.	200.000	300 HRK
TRFM-R-A	Terra firma d. d.	36.000	1000 HRK
TRKT-R-A	Trokut d.d.	121.302	300 HRK
TRMD-R-A	Terra Mediterranea d.d.	230.997	100 HRK
TSTR-R-A	Tekstilstroj d.d.	114.442	300 HRK
TUHO-R-A	Turisthotel d.d.	394.756	300 HRK
ULJN-R-A	ULJANIK d. d.	2.236.253	300 HRK
UNPP-R-A	Unijapapir d.d.	19.210	1800 HRK
VDKT-R-A	Viadukt d.d.	456.813	300 HRK
VDZG-R-A	Vodoprivreda Zagreb d.d.	395.449	100 HRK
VELO-R-A	Velebit osiguranje d.d.	660.000	100 HRK
VIS-R-A	Vis d.d.	517.839	100 HRK
VJSN-R-A	Vjesnik d.d.	1.061.683	100 HRK
VLBT-R-A	Velebit, zatvoreni investicijski fond, d.d. u likvidaciji	3.406.550	10 HRK
VLDS-R-A	Validus d.d.	2.701.538	100 HRK
VLEN-R-B	Viktor Lenac d.d.	13.844.447	10 HRK
VPIK-R-A	Vupik d.d.	1.505.473	400 HRK
VRBS-R-A	Vrboska d.d.	128.650	300 HRK
VZIO-R-A	Velebit životno osiguranje d.d.	660.000	100 HRK
ZABA-R-A	Zagrebačka banka d.d.	64.048.391	20 HRK
ZLAR-R-A	Zlatni rat d.d.	552.319	370 HRK
ZLTO-R-A	Zlatni otok d.d.	357.590	360 HRK
ZLJS-R-A	Željezara Split d.d.	232.704	1200 HRK
ZPKL-R-A	Zagrebačke pekarnice Klara d.d.	283.760	400 HRK
ZTNJ-R-A	Žitnjak d.d.	205.643	690 HRK
ZVCV-R-A	Zvečevo d.d.	307.808	200 HRK
ZVZD-R-A	Zvijezda d.d.	100.257	2000 HRK
MTF			
BCIN-R-A	BC institut d.d.	166.500	180 HRK
BRBA-P-A	Banka Brod d. d.	2.547	3800 HRK
BRBA-R-A	Banka Brod d. d.	10.934	3800 HRK
EHOS-R-A	Euroherc osiguranje d.d.	305.010	200 HRK
HDBK-R-A	Dubrovnik - Babin kuk d.d.	1.765.010	300 HRK

Symbol	Issuer	Number of listed shares	Nominal value
HRDH-R-A	Hrvatski duhani d.d.	842.807	300 HRK
KMKA-R-A	Kemika d.d.	95.259	300 HRK
KOSN-P-A	Končar - električni aparati srednjeg napona d.d.	26.383	300 HRK
KOSN-R-A	Končar - električni aparati srednjeg napona d.d.	39.216	300 HRK
MMTZ-R-A	Montmontaža d.d.	8.028	3500 HRK
PRFC-R-A	Proficio d.d.	3.912.908	10 HRK
PSMR-R-A	Pismorad d.d.	23.290	370 HRK
SEM-R-A	Linjska nacionalna plovodba d.d.	318.383	10 HRK
SM86-R-A	SEM 1986 d.d.	136.432	100 HRK
SNHO-R-A	SN holding d.d.	2.720.000	
TDZ-R-A	Tvornica duhana Zagreb d.d.	324.808	700 HRK
TIMT-R-A	DALEKOVOD TIM d.d.	285.400	100 HRK
TNER-R-A	Tanker d.d.	78.000	100 HRK
TSHC-R-A	Tvornica stočne hrane d.d.	13.551	800 HRK
VLHO-R-A	Valamar grupa d.d.	6.295.636	

4. Listed Bonds

Symbol	Issuer	Nominal value	Listed quantity	Coupon rate	Maturity
Official Market					
ATGR-O-11CA	Atlantic grupa d.d.	1 HRK	115.000.000	5,750	6.12.2011
FNOI-D-111A	Fond za naknadu oduzete imovine	5,11 EUR	911.548	0,000	1.1.2011
FNOI-D-117A	Fond za naknadu oduzete imovine	5,11 EUR	911.548	0,000	1.7.2011
FNOI-D-121A	Fond za naknadu oduzete imovine	5,11 EUR	911.548	0,000	1.1.2012
FNOI-D-127A	Fond za naknadu oduzete imovine	5,11 EUR	911.548	0,000	1.7.2012
FNOI-D-131A	Fond za naknadu oduzete imovine	5,11 EUR	911.548	0,000	1.1.2013
FNOI-D-137A	Fond za naknadu oduzete imovine	5,11 EUR	911.548	0,000	1.7.2013
FNOI-D-141A	Fond za naknadu oduzete imovine	5,11 EUR	911.548	0,000	1.1.2014
FNOI-D-147A	Fond za naknadu oduzete imovine	5,11 EUR	911.548	0,000	1.7.2014
FNOI-D-151A	Fond za naknadu oduzete imovine	5,11 EUR	911.548	0,000	1.1.2015
FNOI-D-157A	Fond za naknadu oduzete imovine	5,11 EUR	911.548	0,000	1.7.2015
FNOI-D-161A	Fond za naknadu oduzete imovine	5,11 EUR	911.548	0,000	1.1.2016
FNOI-D-167A	Fond za naknadu oduzete imovine	5,11 EUR	911.548	0,000	1.7.2016
FNOI-D-171A	Fond za naknadu oduzete imovine	5,11 EUR	911.548	0,000	1.1.2017
FNOI-D-177A	Fond za naknadu oduzete imovine	5,11 EUR	911.548	0,000	1.7.2017
FNOI-D-181A	Fond za naknadu oduzete imovine	5,11 EUR	911.548	0,000	1.1.2018
FNOI-D-187A	Fond za naknadu oduzete imovine	5,11 EUR	911.548	0,000	1.7.2018
FNOI-D-191A	Fond za naknadu oduzete imovine	5,11 EUR	911.548	0,000	1.1.2019
FNOI-D-197A	Fond za naknadu oduzete imovine	5,11 EUR	911.548	0,000	1.7.2019
GDKC-O-116A	Grad Koprivnica	1 HRK	60.000.000	6,500	29.6.2011

Symbol	Issuer	Nominal value	Listed quantity	Coupon rate	Maturity
GDRI-O-167A	Grad Rijeka	1 EUR	16.383.008	4,125	18.7.2016
GDST-O-137A	Grad Split	1 EUR	8.000.000	4,563	24.7.2013
GDST-O-15BA	Grad Split	1 EUR	8.100.000	4,750	27.11.2015
GDST-O-177A	Grad Split	1 EUR	8.200.000	6,000	8.7.2017
GDZD-O-119A	Grad Zadar	1 EUR	18.500.000	5,500	1.9.2011
HBOR-O-112A	Hrvatska banka za obnovu i razvitak d.d.	1 EUR	300.000.000	4,880	11.2.2011
HEP-O-13BA	HEP d.d.	1 HRK	500.000.000	5,000	29.11.2013
HEP-O-17CA	HEP d.d.	1 HRK	700.000.000	6,500	7.12.2017
HP-O-127A	HP - Hrvatska pošta d.d.	1 EUR	41.000.000	9,000	1.7.2012
INGR-O-11CA	Ingra d.d.	1 HRK	200.000.000	6,125	6.12.2011
JDGL-O-126A	Jadran - galenski laboratorij d. d.	1 HRK	125.000.000	5,650	11.6.2012
JDRA-O-129A	Jadranka d. d.	1 HRK	75.000.000	6,475	13.9.2012
JRLN-O-12AA	Jadrolinija	1 HRK	70.000.000	6,500	25.10.2012
MTEL-O-137A	Metronet telekomunikacije d.d.	1 EUR	19.800.000	12,000	17.7.2013
NEXE-O-116A	Nexe grupa d.d.	1 HRK	750.000.000	5,500	14.6.2011
OIV-O-14BA	Odašiljači i veze d.o.o.	1 HRK	100.000.000	7,250	20.11.2014
OPTE-O-142A	OT-optima telekom d.d.	1 HRK	250.000.000	9,125	1.2.2014
PLOR-O-133A	Plodine d. d.	1 HRK	100.000.000	9,000	4.3.2013
PODR-O-115A	Podravka d.d.	1 HRK	375.000.000	5,125	17.5.2011
RBA-O-112A	Raiffeisenbank Austria d.d.	1 HRK	600.000.000	4,125	10.2.2011
RHMF-O-125A	Ministarstvo financija Republike Hrvatske	1 EUR	500.000.000	6,875	23.5.2012
RHMF-O-137A	Ministarstvo financija Republike Hrvatske	1 HRK	4.000.000.000	4,500	11.7.2013
RHMF-O-142A	Ministarstvo financija Republike Hrvatske	1 EUR	650.000.000	5,500	10.2.2014
RHMF-O-157A	Ministarstvo financija Republike Hrvatske	1 EUR	350.000.000	4,250	14.7.2015
RHMF-O-15CA	Ministarstvo financija Republike Hrvatske	1 HRK	5.500.000.000	5,250	15.12.2015
RHMF-O-172A	Ministarstvo financija Republike Hrvatske	1 HRK	5.500.000.000	4,750	8.2.2017
RHMF-O-19BA	Ministarstvo financija Republike Hrvatske	1 EUR	500.000.000	5,375	29.11.2019
RHMF-O-203A	Ministarstvo financija Republike Hrvatske	1 HRK	5.000.000.000	6,750	5.3.2020
RHMF-O-203E	Ministarstvo financija Republike Hrvatske	1 EUR	1.000.000.000	6,500	5.3.2020
RPRO-O-181A	Rijeka promet d. d.	1 HRK	192.000.000	6,813	25.1.2018
SCVI-O-14CA	ŠC Višnjik d.o.o.	1 EUR	9.600.000	8,810	23.12.2014
Regular Market					
GROS-O-17AA	Grad Osijek	1 HRK	25.000.000	5,500	30.10.2017
GRVI-O-17AA	Grad Vinkovci	1 HRK	42.000.000	5,500	23.10.2017

5. Listed rights

Symbol	Issuer	Nominal value	Listed quantity
RHMJ-A-A	Republika Hrvatska	1 HRK	400.000.000
RHMF-A-A	Republika Hrvatska	1 HRK	644.750.000

6. Listed Commercial Papers

Symbol	Issuer	Nominal value	Listed quantity
Official Market			
BLSC-M-045E	Belišće d.d.	1 EUR	2.580.000
DLKV-M-113A	Dalekovod d.d.	1 HRK	13.119.000
DLKV-M-113E	Dalekovod d.d.	1 EUR	14.724.567
DLKV-M-123A	Dalekovod d.d.	1 HRK	12.100.553
DLKV-M-123E	Dalekovod d.d.	1 EUR	2.099.216
DLKV-M-135A	Dalekovod d.d.	1 HRK	8.597.678
IGH-M-124A	Institut IGH d.d.	1 EUR	10.144.800
INGR-M-104A	Ingra d.d.	1 HRK	22.000.000
INGR-M-104E	Ingra d.d.	1 EUR	7.060.663
INGR-M-111A	Ingra d.d.	1 EUR	989.530
INGR-M-119A	Ingra d.d.	1 HRK	6.072.796
MGMA-M-046E	Magma d.d.	1 EUR	1.000.000
MGMA-M-103A	Magma d.d.	1 HRK	25.833.332
MGMA-M-111E	Magma d.d.	1 EUR	2.483.169
MGMA-M-126E	Magma d.d.	1 EUR	4.410.070
MTEL-M-051A	Metronet telekomunikacije d.d.	1 EUR	1.960.000
NEXE-M-049A	Nexe grupa d.d.	1 EUR	4.500.000
NEXE-M-117A	Nexe grupa d.d.	1 EUR	11.200.000
PODR-M-106A	Podravka d.d.	1 HRK	130.000.000
PTKM-M-042E	Petrokemija d.d.	1 EUR	875.000
PTKM-M-118A	Petrokemija d.d.	1 HRK	7.173.666
PTKM-M-118E	Petrokemija d.d.	1 EUR	2.024.547
ULPL-M-044A	Uljanik Plovidba d. d.	1 HRK	50.000.000
ULPL-M-044-A	Uljanik Plovidba d. d.	1 HRK	50.000.000
Regular Market			
DIMS-M-126E	Digitel medijski servisi d.o.o.	1 EUR	5.500.000
KSIN-M-109A	Konstruktor inženjering d.d.	1 EUR	10.000.000
MSAN-M-120A	M SAN grupa d.d.	1 HRK	9.050.000
MTEL-M-044A	Metronet telekomunikacije d.d.	1 EUR	1.730.000
MTEL-M-119A	Metronet telekomunikacije d.d.	1 EUR	1.690.000
ZGMN-M-049A	Zagreb-Montaža d.o.o.	1 HRK	30.000.000
ZTOS-M-128E	Žito d.o.o.	1 EUR	4.000.000