



ZAGREBAČKA BURZA
THE ZAGREB STOCK EXCHANGE

Monthly report
April 2014

Zagreb, April 2014

This publication was prepared and published by the Zagreb Stock Exchange Inc., Ivana Lučića 2a/22, Zagreb (hereinafter: Exchange).

The publication is intended to provide information to the public and shall not be deemed to constitute an offer or invitation to buy or advice on trade or investment in financial instruments or opinion on the terms of the purchase or sale of any financial instrument mentioned therein whether favourable or not, nor should it be relied on as a substitute for own judgement or assessment by any user of this publication.

The Exchange waives responsibility and liability for any damage which might arise out of the use of information contained therein.

Further use of information available in this publication is permitted by the Exchange provided that the source is cited.

Copyright © 2014. Zagreb Stock Exchange
Zagreb
Ivana Lučića 2a/22

All rights reserved.

Content:

- 1. GENERAL CHARACTERISTICS..... 1
- 2. TURNOVER AND MARKET CAPITALIZATION BY SECTOR..... 3
- 3. STOCKS WITH THE LARGEST MARKET CAPITALIZATION..... 4
- 4. MOST ACTIVE STOCKS BY TURNOVER 5
- 5. STOCKS PERFORMANCE..... 6
- 6. EQUITY BLOCK TURNOVER..... 8
- 7. BONDS PERFORMANCE..... 9
- 8. STRUCTURED PRODUCTS PERFORMANCE 9
- 9. OTC TURNOVER 11
- 10. TOP 10 MEMBERS..... 12
 - 10.1. TOP 10 MEMBERS BY EQUITY TURNOVER 12
 - 10.2. TOP 10 MEMBERS BY STRUCTURED PRODUCTS TURNOVER 12
 - 10.3. TOP 10 MEMBERS BY BOND TURNOVER..... 12
 - 10.4. TOP 10 MEMBERS BY TOTAL TURNOVER..... 13
- 11. BEST PERFORMING STOCKS..... 13
- 12. UNDER PERFORMING STOCKS..... 13

1. General characteristics

	March	April	% change
Orderbook turnover :	299.364.597	209.462.296	-30,0%
Stocks	243.964.448	197.068.143	-19,2%
Bonds	16.388.846	12.394.153	-24,4%
Rights	683	0	-
Commercial Bills	0	0	-
Structured products	10.974.109	6.645.641	-39,4%
Equity Block Turnover	12.806.140	106.271.299	729,8%
Debt Block Turnover	47.139.689	20.810.000	-55,9%
Total Turnover	331.273.915	343.189.237	3,6%
Orderbook volume			
Stocks	2.883.541	1.837.409	-36,3%
Bonds	3.573.764	4.327.459	21,1%
Rights	683	0	-
Commercial Bills	0	0	-
Structured products	445.574	259.438	-41,8%
Equity Block Volume	64.190	320.184	398,8%
Debt Block Volume	14.550.000	20.000.000	37,5%
Total Volume	21.517.752	26.744.490	24,3%
OTC trades			
Turnover	1.648.509.342	1.858.471.936	12,7%
Volume	1.113.332.103	1.129.490.028	1,5%
Number of trades	236	218	-7,6%
CROBEX [©]	1.758,44	1.721,39	-2,1%
CROBEX10 [®]	985,20	970,79	-1,5%
CROBEXplus	934,42	892,08	-4,5%
CROBEXindustrija	982,08	879,77	-10,4%
CROBEXkonstrukt	635,64	565,55	-11,0%
CROBEXnutris	824,32	840,22	1,9%
CROBEXtr	984,88	964,13	-2,1%
CROBEXtransport	1.302,62	1.191,31	-8,5%
CROBEXturist	1.361,39	1.582,86	16,3%
CROBIS [©]	101,31	102,14	0,8%
CROBIStr [©]	127,4673	129,1313	1,3%
Number of trades	20.279	15967	-21,3%
Number of securities traded	206	208	1,0%
Number of trading days	21	21	0,0%

(Market Capitalization in millions of HRK)

	March	April	% change
Market capitalization			
Stocks	116.917,1	114.442,2	-2,1%
Bonds	69.861,0	69.971,7	0,2%
Structured products	527,5	612,5	16,1%
Total	187.305,5	185.026,4	-1,2%
Average daily			
Turnover	15.774.948	16.342.345	3,6%
Volume	1.024.655	1.273.547	24,3%
Number of trades	966	760	-21,3%

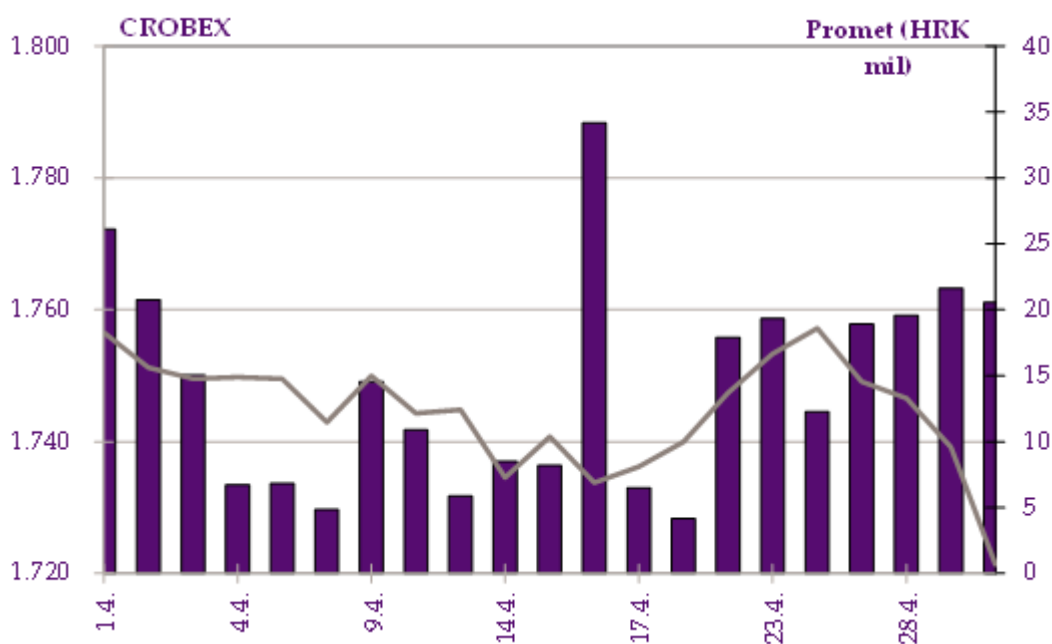


Chart 1: CROBEX® and equity turnover

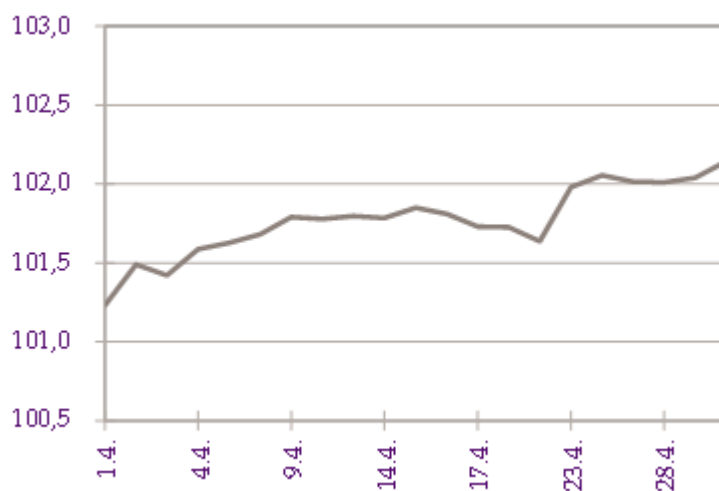


Chart 2: Zagreb Stock Exchange bond index CROBIS®

2. Turnover and Market Capitalization by Sector

Code	Sector	Market Capitalization (HRK)	Turnover (HRK)
A	Agriculture, forestry and fishing	1.192.190.724	5.161.742
CA	Manufacture of food products, beverages and tobacco products	10.088.981.855	38.146.871
CB	Manufacture of textiles, apparel, leather and related products	105.358.082	547.640
CC	Manufacture of wood and paper products, and printing	42.165.308	4.437
CD	Manufacture of coke, and refined petroleum products	33.500.000.000	3.274.956
CE	Manufacture of chemicals and chemical products	444.917.414	9.910.117
CF	Manufacture of basic pharmaceutical products and pharmaceutical preparations	91.409.140	74.113
CG	Manufacture of rubber and plastics products, and other non-metallic mineral products	159.225.130	1.786
CH	Manufacture of basic metals and fabricated metal products, except machinery and equipment	92.896.132	0
CI	Manufacture of computer, electronic and optical products	2.166.254.467	21.148.879
CJ	Manufacture of electrical equipment	2.045.078.848	4.821.410
CK	Manufacture of machinery and equipment n.e.c.	0	0
CL	Manufacture of transport equipment	547.981.356	4.997.034
CM	Other manufacturing, and repair and installation of machinery and equipment	101.968.733	1.150
E	Water supply; sewerage, waste management and remediation activities	0	0
F	Construction	438.687.738	4.611.804
G	Wholesale and retail trade; repair of motor vehicles and motorcycles	3.931.596.801	5.384.204
H	Transportation and storage	4.805.821.805	7.413.805
I	Accommodation and food service activities	10.265.941.688	9.445.514
JA	Publishing, audiovisual and broadcasting activities	143.571.433	1.008
JB	Telecommunications	12.753.244.869	45.576.709
K	Financial and insurance activities	22.554.637.068	6.061.275
L	Real estate activities	156.782.647	70.862
MA	Legal, accounting, management, architecture, engineering, technical testing and analysis activities	8.077.110.371	27.218.437
MB	Scientific research and development	100.639.736	977.601
MC	Other professional, scientific and technical activities	0	0
N	Administrative and support service activities	13.901.500	577
R	Arts, entertainment and recreation	621.824.940	2.216.213
	TOTAL	114.442.187.786	197.068.143

3. Stocks with the Largest Market Capitalization

	Symbol	Issuer	Market Capitalization (HRK mil)	Pct. of Mkt Cap (%)	Cumulative percentage (%)
1	INA-R-A	Ina d.d.	33.500,0	29,3	29,3
2	HT-R-A	HT d.d.	12.738,6	11,1	40,4
3	ZABA-R-A	Zagrebačka banka d.d.	8.851,5	7,7	48,1
4	PBZ-R-A	PBZ d.d.	8.307,1	7,3	55,4
5	LEDO-R-A	Ledo d.d.	2.702,9	2,4	57,8
6	ATGR-R-A	Atlantic Grupa d.d.	2.695,6	2,4	60,1
7	ADRS-R-A	Adris grupa d.d.	2.692,5	2,4	62,5
8	JNAF-R-A	Janaf d.d.	2.474,8	2,2	64,6
9	CROS-R-A	Croatia osiguranje d.d.	2.215,3	1,9	66,6
10	ERNT-R-A	Ericsson Nikola Tesla d.d.	2.142,0	1,9	68,4
		Other	36.122,1	31,6	100,0
		Total	114.442,2		

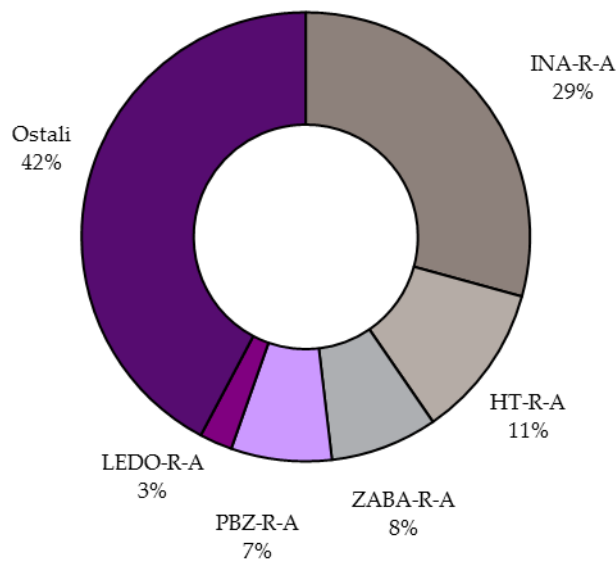


Chart 3: Market Capitalization Structure

4. Most Active Stocks by Turnover

	Symbol	Issuer	Turnover (HRK)	Pct (%)	Cumulative pct (%)
1	HT-R-A	HT d.d.	45.473.147	23,1	23,1
2	LEDO-R-A	Ledo d.d.	21.512.527	10,9	34,0
3	ERNT-R-A	Ericsson Nikola Tesla d.d.	20.641.979	10,5	44,5
4	PTKM-R-A	Petrokemija d.d.	8.621.803	4,4	48,8
5	PODR-R-A	Podravka d.d.	8.179.382	4,2	53,0
6	ADRS-P-A	Adris grupa d.d.	7.317.195	3,7	56,7
7	KORF-R-A	Valamar Adria Holding d.d.	6.446.858	3,3	60,0
8	ADRS-R-A	Adris grupa d.d.	5.057.095	2,6	62,5
9	ADPL-R-A	AD Plastik d.d.	4.997.034	2,5	65,1
10	CKML-R-A	Čakovečki mlinovi d.d.	4.201.489	2,1	67,2
		Other	64.619.635	32,8	100,0
	Total		197.068.143		

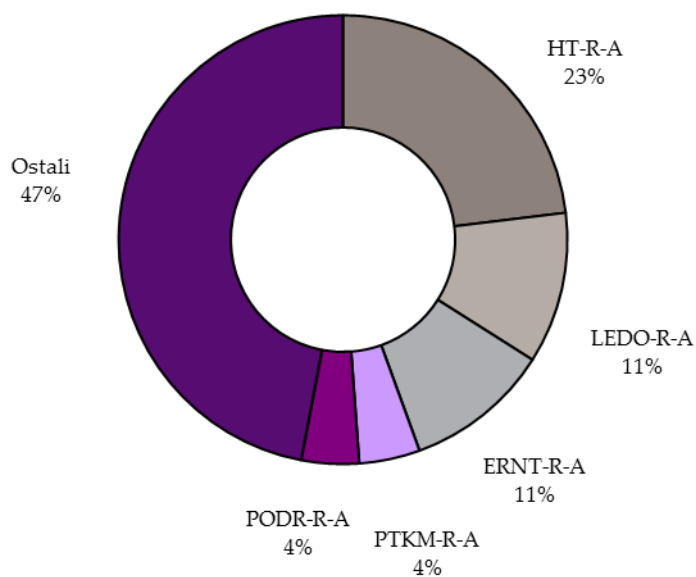


Chart 4: Equity Turnover Structure

5. Stocks Performance

(All prices and turnovers in Kunas, market Capitalization in millions of Kunas)

	High	Low	Last	Date of last trade	Net change (%)	Volume	Turnover	Market Capitalization
Official market								
ADPL-R-A	113,52	105,75	105,76	30.4.2014	-7,3	45.088	4.997.034	444,1
ATGR-R-A	816,00	763,11	808,44	30.4.2014	5,7	5.096	4.010.141	2.695,6
CROS-P-A	7.400,00	7.350,00	7.400,00	24.4.2014	2,1	28	206.700	64,8
CROS-R-A	7.300,50	7.185,02	7.202,06	30.4.2014	-1,3	150	1.081.492	2.215,3
DLKV-R-A	27,65	23,16	24,40	30.4.2014	-11,8	13.470	343.571	70,0
HT-R-A	167,00	155,50	155,56	30.4.2014	-5,7	278.491	45.473.147	12.738,6
IGH-R-A	172,00	135,00	147,77	30.4.2014	-10,4	910	145.264	39,0
INA-R-A	3.500,00	3.300,42	3.350,00	30.4.2014	-2,9	960	3.274.956	33.500,0
INGR-R-A	3,05	2,38	2,48	30.4.2014	-17,9	512.074	1.419.329	33,6
KOEI-R-A	689,98	641,00	648,50	30.4.2014	-1,0	5.914	3.950.846	1.668,0
LEDO-R-A	8.700,00	8.560,00	8.610,00	30.4.2014	-0,3	2.492	21.512.527	2.702,9
LKPC-R-A	528,00	490,01	499,00	30.4.2014	-4,0	750	378.387	211,1
MDKA-R-A	7.850,00	7.600,00	7.850,00	30.4.2014	5,4	43	334.150	237,0
MGMA-R-A	2,33	1,64	1,64	30.4.2014	-21,5	83.753	174.983	8,0
OPTE-R-A	6,97	5,14	5,20	30.4.2014	-13,3	17.123	103.562	14,7
PODR-R-A	293,94	275,00	282,00	30.4.2014	-1,2	28.272	8.179.382	1.528,4
PTKM-R-A	75,50	50,25	60,00	30.4.2014	-11,8	141.108	8.621.803	266,2
ULPL-R-A	190,00	176,03	181,97	30.4.2014	-5,7	947	174.237	105,5
ULJN-R-A	42,00	40,00	40,00	29.4.2014	-2,4	70	2.813	134,3
VART-R-1	24,70	18,00	18,12	30.4.2014	-26,0	25.290	516.490	40,2
VERN-R-A	47,04	41,00	41,00	30.4.2014	-18,0	1.540	67.518	75,6
VIRO-R-A	528,00	490,00	507,00	30.4.2014	-4,3	877	442.315	703,0
Regular market								
ACI-R-A	5.998,99	4.800,00	5.599,00	24.4.2014	7,7	454	2.216.213	621,8
ADRS-P-A	271,00	261,14	266,00	30.4.2014	1,1	27.612	7.317.195	1.804,6
ADRS-R-A	282,00	266,00	280,00	30.4.2014	1,8	18.258	5.057.095	2.692,5
ARNT-R-A	284,86	219,00	284,51	30.4.2014	29,3	8.289	2.137.216	620,9
ATLN-R-A	51,20	47,00	47,00	30.4.2014	-6,0	1.432	70.862	156,8
ATLS-R-A	7,30	7,30	7,30	10.4.2014	1,0	79	577	13,9
ATPL-R-A	389,00	332,00	333,01	30.4.2014	-13,5	7.051	2.558.902	464,7
AUHR-R-A	345,00	322,00	336,00	28.4.2014	4,3	932	310.464	168,0
BD62-R-A	17,99	13,20	14,12	30.4.2014	-21,5	29.315	457.465	10,6
BLKL-R-A	70,01	70,01	70,01	28.4.2014	-1,4	50	3.501	35,0
BLJE-R-A	43,62	38,68	38,68	30.4.2014	-10,4	52.458	2.169.434	317,8
BPBA-R-A	7,00	6,00	6,40	29.4.2014	6,7	2.002	13.618	11,4
BRIN-R-A	12,40	12,40	12,40	16.4.2014	-3,8	975	12.090	6,3
CHAG-R-A	230,00	230,00	230,00	28.4.2014	9,5	75	17.250	27,7
CKML-R-A	3.300,00	3.200,00	3.250,00	30.4.2014	0,5	1.310	4.201.489	341,3
DDJH-R-A	50,57	36,45	37,95	30.4.2014	-24,9	90.128	3.951.684	122,8
DIOK-R-A	2,64	1,54	2,07	4.4.2014	-28,9	71.419	140.937	8,4
ERNT-R-A	1.630,00	1.599,05	1.608,50	30.4.2014	0,5	12.788	20.641.979	2.142,0
FMP5-R-A	12,20	12,00	12,00	16.4.2014	0,0	28.142	337.714	24,0
FNVC-R-A	46,00	46,00	46,00	24.4.2014	-1,9	25	1.150	28,4
HBRL-R-A	6,99	5,85	6,86	30.4.2014	12,5	22.076	142.896	98,5
HCVT-R-A	265,00	200,20	227,67	30.4.2014	-12,4	3.605	881.663	139,8
HDEL-R-A	49,88	32,74	36,99	30.4.2014	-27,5	6.680	282.769	23,1
HIMR-R-A	375,00	350,00	359,00	30.4.2014	-2,9	817	294.792	228,3
HJDR-R-A	100,00	100,00	100,00	18.4.2014	-16,7	11	1.100	10,7
HMAM-R-A	155,01	155,01	155,01	16.4.2014	0,0	116	17.981	173,5
HMST-R-A	256,75	220,00	220,00	30.4.2014	-6,4	4.017	948.437	113,5
HPB-R-A	851,00	851,00	851,00	22.4.2014	-4,2	10	8.510	506,2
HPDG-R-A	25,00	25,00	25,00	14.4.2014	0,0	200	5.000	9,2

	High	Low	Last	Date of last trade	Net change (%)	Volume	Turnover	Market Capitalization
HTCP-R-A	125,26	125,00	125,00	29.4.2014	-0,2	114	14.263	68,5
HTPK-R-A	45,00	36,80	42,00	29.4.2014	-6,7	1.917	79.358	18,0
HTPO-R-A	48,75	47,50	47,71	24.4.2014	0,4	2.566	122.499	8,4
HUPZ-R-A	1.448,00	1.372,00	1.372,00	30.4.2014	-10,9	690	982.439	616,3
HZLA-R-A	50,00	47,00	47,00	24.4.2014	-9,6	330	16.080	34,1
HZVG-R-A	24,00	21,00	21,00	25.4.2014	-25,0	427	9.873	6,4
IKBA-R-A	1.099,95	1.000,00	1.099,95	17.4.2014	10,0	79	80.530	159,5
IMZV-R-A	70,00	50,00	70,00	23.4.2014	1,6	115	6.595	15,8
INDG-R-A	100,00	90,00	100,00	30.4.2014	0,0	845	82.649	45,2
IPKK-R-A	150,00	131,00	131,00	30.4.2014	-11,2	1.032	149.310	93,7
JAKT-R-A	24,68	17,10	24,32	25.4.2014	43,1	52.795	1.082.992	19,3
JDBA-R-A	950,00	940,00	940,00	28.4.2014	-6,0	353	333.455	112,4
JDGT-R-A	702,00	677,00	700,00	30.4.2014	3,7	97	67.548	77,6
JDOS-R-A	2.880,00	2.650,00	2.650,00	30.4.2014	-8,6	56	154.282	331,3
JDPL-R-A	166,89	145,00	150,00	30.4.2014	-9,1	13.469	2.069.544	245,5
JDRA-R-A	711,00	700,00	700,00	30.4.2014	0,0	1.172	830.167	232,7
JMNC-R-A	66.500,00	65.000,00	65.000,00	30.4.2014	0,0	13	850.352	1.438,2
JNAF-R-A	2.635,00	2.450,02	2.456,00	30.4.2014	-9,0	123	304.942	2.474,8
KABA-R-A	19,50	16,11	16,11	14.4.2014	-10,5	185	3.319	21,4
KODT-P-A	1.011,00	990,02	990,02	30.4.2014	-2,5	370	370.809	60,8
KODT-R-A	1.070,00	1.020,00	1.021,00	30.4.2014	-3,7	331	342.753	198,3
KOES-R-A	400,00	360,00	360,00	23.4.2014	-10,0	170	65.240	46,9
KOKA-R-A	198,99	165,00	198,95	30.4.2014	19,7	534	95.178	179,7
KORF-R-A	175,00	165,07	175,00	30.4.2014	4,2	37.871	6.446.858	1.306,8
KRAS-R-A	367,00	352,82	352,82	30.4.2014	-3,9	3.937	1.404.278	484,6
KSST-R-A	620,00	272,67	399,98	30.4.2014	35,7	1.015	419.665	45,4
KTJV-R-A	15,70	13,33	13,59	30.4.2014	-2,9	8.118	119.325	77,8
LKRI-R-A	88,88	76,10	79,00	30.4.2014	-11,6	7.641	618.486	472,5
LPLH-R-A	114,99	93,11	114,96	30.4.2014	14,4	4.966	514.484	76,2
LRH-R-A	2.380,00	2.200,00	2.302,00	30.4.2014	0,1	84	189.704	696,7
LURA-R-A	310,04	298,00	298,00	29.4.2014	-6,9	313	94.833	894,0
LVCV-R-A	85,00	70,75	73,60	30.4.2014	-13,4	35	2.662	35,2
MAIS-R-A	95,00	89,06	90,51	30.4.2014	0,0	3.122	282.517	990,6
MLNR-R-A	365,01	365,00	365,00	9.4.2014	2,1	17	6.205	71,3
PBZ-R-A	440,50	435,00	435,50	29.4.2014	-1,4	4.250	1.866.442	8.307,1
PDBA-R-A	230,01	230,00	230,00	17.4.2014	0,0	57	13.111	153,8
PIKR-R-A	130,05	130,05	130,05	7.4.2014	-7,1	17	2.211	30,4
PIVK-R-A	151,00	151,00	151,00	16.4.2014	6,3	7	1.057	47,9
PLAG-R-A	3.100,00	2.901,00	3.051,00	30.4.2014	5,1	231	679.844	1.666,8
QUNE-R-A	15,00	13,00	13,00	14.4.2014	-13,3	811	10.765	29,3
RIZO-R-A	64,93	44,00	64,93	30.4.2014	20,5	9.387	506.900	24,3
SAPN-R-A	234,00	185,00	196,86	30.4.2014	-15,5	5.683	1.127.288	129,6
SLDM-R-A	18,00	18,00	18,00	3.4.2014	-10,0	56	1.008	94,0
SLPF-R-A	33,99	32,00	33,99	28.4.2014	6,2	638	20.570	113,7
SLRS-R-A	740,00	702,00	703,78	30.4.2014	-8,4	356	254.601	434,7
SNBA-R-A	42,98	42,98	42,98	3.4.2014	-2,3	27	1.160	39,5
SPVA-R-A	26,00	26,00	26,00	10.4.2014	-20,7	36	936	7,2
SSNC-P-A1	386,58	386,58	386,58	24.4.2014	-12,9	5	1.933	7,0
SUNH-R-A	19,74	15,04	16,00	30.4.2014	-15,8	854	15.440	133,5
THNK-R-A	400,01	355,00	374,90	30.4.2014	-0,6	7.885	2.996.663	71,0
TISK-R-A	160,00	131,00	160,00	30.4.2014	3,2	3.082	487.588	381,9
TKPR-R-A	300,00	260,00	300,00	22.4.2014	15,4	120	32.400	24,6
TNPL-R-A	310,00	290,00	290,01	9.4.2014	-1,0	1.214	366.934	181,7
TOZ-R-A	47,32	47,32	47,32	23.4.2014	-3,4	60	2.839	9,5
TUHO-R-A	1.900,00	1.725,00	1.900,00	30.4.2014	10,1	738	1.329.576	750,0
VDKT-R-A	310,00	260,00	280,00	30.4.2014	-2,1	2.836	800.446	127,9
VLBT-R-A	7,21	6,75	7,00	29.4.2014	-3,3	3.526	24.397	4,7
VPIK-R-A	98,49	81,51	81,51	30.4.2014	-9,4	18.428	1.677.082	122,7

	High	Low	Last	Date of last trade	Net change (%)	Volume	Turnover	Market Capitalization
ZABA-R-A	28,44	27,28	27,64	30.4.2014	-2,8	28.942	808.196	8.851,5
ZLAR-R-A	13,00	13,00	13,00	28.4.2014	5,7	10	130	23,9
ZTNJ-R-A	175,05	170,00	172,50	29.4.2014	1,5	166	28.902	35,5
ZVCV-R-A	79,99	62,51	79,99	25.4.2014	19,4	728	54.320	24,6
ZVZD-R-A	3.391,00	3.030,00	3.133,11	30.4.2014	-7,5	160	522.204	314,1
MTF-Fortis								
BCIN-R-A	380,00	320,00	369,99	30.4.2014	8,8	2.387	832.337	61,6
BDSS-R-A	250,00	150,00	230,00	25.4.2014	53,3	1.857	360.342	85,6
EPLT-R-A	850,00	850,00	850,00	24.4.2014	0,0	800	680.000	377,6
EXPD-R-A	553,00	553,00	553,00	30.4.2014	-30,0	5	2.765	25,2
FRNK-R-A	508,11	505,30	505,32	25.4.2014	0,0	384	194.081	215,9
HRDH-R-A	83,00	83,00	83,00	8.4.2014	-2,4	20	1.660	70,0
KOSN-R-A	1.100,00	1.015,00	1.100,00	18.4.2014	7,7	45	48.480	43,1
KOTR-P-A	1.320,00	1.255,00	1.255,00	25.4.2014	-5,5	86	108.523	34,1
KTKA-R-A	400,00	370,00	370,00	23.4.2014	-7,7	79	31.150	12,2
LCDS-R-A	16,00	12,00	12,00	24.4.2014	-25,0	601	8.641	30,4
OPEK-R-A	136,84	136,84	136,84	16.4.2014	-2,3	10	1.368	70,6
PRFC-R-A	24,42	20,57	20,83	30.4.2014	-5,3	4.294	94.178	81,5
RIVP-R-A	15,90	14,51	15,27	30.4.2014	6,0	13.904	209.940	1.627,0
RZVI-R-A	41,74	41,74	41,74	16.4.2014	-16,7	10	417	88,6
SM86-R-A	100,00	100,00	100,00	7.4.2014	0,0	1.000	100.000	13,6
SNHO-R-A	160,00	151,00	160,00	29.4.2014	1,6	4.833	756.197	427,2
TSHC-R-A	9.000,00	9.000,00	9.000,00	2.4.2014	-3,2	1	9.000	122,0
VLHO-R-A	149,99	119,04	146,00	30.4.2014	22,6	17.039	2.167.260	965,1
ZEP-R-A	43,50	43,50	43,50	30.4.2014	11,5	70	3.045	3,3

6. Equity Block Turnover

(All prices and turnover in HRK)

	High	Low	Volume	Turnover
Official market				
ATGR-R-A	775,00	775,00	3.761	2.914.775
HT-R-A	166,00	156,00	124.278	20.120.668
KOEL-R-A	679,00	673,00	12.555	8.494.845
LEDO-R-A	8650	8650	1.723	14.903.950
Regular Market				
ACI-R-A	6.436,30	6.436,30	4.357	28.042.959
ADRS-P-A	270,00	263,95	42.366	11.324.242
ERNT-R-A	1.607,00	1.607,00	1.500	2.410.500
JDBA-R-A	1100	1100	9.600	10.560.000
PBZ-R-A	440,00	440,00	10.044	4.419.360
ZABA-R-A	28	28	110.000	3.080.000

7. Bonds performance

(All prices in% of par value, turnover in Kunas)

	High	Low	Last	Date of last trade	Volume	Turnover
Orderbook trades						
FNOI-D-147A	98,11	97,76	98,11	30.4.2014	7.573	56.662
FNOI-D-151A	95,50	94,51	95,28	30.4.2014	2.877	20.767
FNOI-D-157A	92,50	91,76	92,23	30.4.2014	23.563	165.669
FNOI-D-161A	89,50	88,26	88,72	30.4.2014	19.340	131.446
FNOI-D-167A	85,00	84,26	84,62	30.4.2014	4.573	29.416
FNOI-D-171A	82,50	80,76	81,12	30.4.2014	6.161	38.174
FNOI-D-177A	79,00	77,52	78,14	30.4.2014	5.856	34.759
FNOI-D-181A	77,33	72,26	72,62	30.4.2014	4.511	25.547
FNOI-D-187A	71,00	69,26	70,04	30.4.2014	2.811	14.885
FNOI-D-191A	67,00	66,26	66,53	30.4.2014	4.497	22.755
FNOI-D-197A	64,00	62,76	63,17	30.4.2014	4.497	21.570
JDGL-O-166A	98,50	98,50	98,50	30.4.2014	300.000	295.500
RHMF-O-167A	105,20	105,20	105,20	15.4.2014	1.800.000	1.893.600
RHMF-O-19BA	105,60	105,60	105,60	24.4.2014	570.000	4.584.477
RHMF-O-203A	112,50	112,15	112,50	22.4.2014	1.100.000	1.237.150
RHMF-O-247E	105,45	105,45	105,45	1.4.2014	37.500	302.644
RIBA-O-177A	106,50	104,50	106,50	17.4.2014	433.701	3.519.131
FNOI-D-147A	98,11	97,76	98,11	30.4.2014	7.573	56.662
Total					4.327.459	12.394.153
Block trades						
RHMF-O-15CA	104,05	104,05	104,05	29.4.2014	20.000.000	20.810.000
Total					20.000.000	20.810.000
BONDS TOTAL					24.327.459	33.204.153

8. Structured Products Performance

(All prices and turnovers in Kunas, market capitalization in millions of Kunas)

	High	Low	Last	Date of last trade	Net change (%)	Volume	Turnover	Market Capitalization
Regular market								
EGB-S-LDX8	110,00	75,01	103,70	30.4.2014	1,4	12.609	1.109.305	
EGB-S-LGD6	106,50	100,10	100,10	24.4.2014	-6,0	3.300	343.110	
EGB-S-LGD7	65,50	41,70	49,90	30.4.2014	-8,8	450	22.010	
EGB-S-LHT4	26,46	21,34	21,34	30.4.2014	-19,3	127	3.057	
EGB-S-LNG1	12,00	11,00	12,00	11.4.2014	11,1	101	1.165	
EGB-S-LNG2	13,85	12,60	13,85	23.4.2014	8,2	912	12.040	
EGB-S-LPT1	11,70	8,70	9,80	29.4.2014	-14,0	685	6.344	
EGB-S-LPT2	17,20	17,20	17,20	10.4.2014	21,1	3	52	
EGB-S-LSL6	12,60	5,20	6,00	30.4.2014	-42,3	64.775	525.787	
EGB-S-LSL7	6,70	3,46	3,46	15.4.2014	-6,5	5.519	29.222	
EGB-S-LSP5	18,50	15,90	18,40	24.4.2014	5,7	644	11.583	
EGB-S-LSP6	13,90	9,50	12,80	30.4.2014	4,1	23.732	283.484	
EGB-S-LWL4	104,50	79,80	104,50	11.4.2014	10,7	1.000	87.145	
EGB-S-LWL5	116,20	107,90	116,20	4.4.2014	-1,4	20	2.241	
EGB-S-SBU4	11,50	11,30	11,50	10.4.2014	-11,5	12	137	
EGB-S-SBU5	34,30	20,50	23,20	29.4.2014	-23,9	275	6.782	

	High	Low	Last	Date of last trade	Net change (%)	Volume	Turnover	Market Capitalization
EGB-S-SDX8		76,90	40,80	49,10	30.4.2014	4,4	53.147	3.093.787
EGB-S-SDX9		108,90	77,40	98,20	28.4.2014	15,0	462	42.601
EGB-S-SGD6		86,70	79,80	84,00	29.4.2014	24,1	412	34.478
EGB-S-SHT3		37,87	33,40	37,87	30.4.2014	29,5	226	8.124
EGB-S-SNG3		5,90	5,60	5,90	17.4.2014	5,4	50	288
EGB-S-SNG4		4,60	2,89	3,00	30.4.2014	-34,8	6.230	23.074
EGB-S-SPT2		16,90	16,20	16,80	15.4.2014	3,7	46	761
EGB-S-SSL5		25,80	24,70	25,80	15.4.2014	0,0	43	1.090
EGB-S-SSP5		4,00	2,90	2,90	3.4.2014	-27,5	19.600	66.099
EGB-S-SSP6		12,50	8,20	9,30	30.4.2014	-3,1	56.969	569.385
EGB-S-SWL5		56,10	27,50	50,20	30.4.2014	8,4	5.868	222.777
MTF-Alter								
EGB-S-LBU4	87,60	84,85	87,60	10.4.2014	15,6	10	862	21,9
EGB-S-LDX5	157,00	155,00	155,00	11.4.2014	-7,2	400	62.400	38,8
EGB-S-LDX6	160,00	136,00	160,00	23.4.2014	8,3	40	5.908	40,0
EGB-S-LDX7	141,00	115,50	141,00	23.4.2014	1,1	130	17.244	35,3
EGB-S-LSP3	29,40	27,50	29,40	23.4.2014	47,0	1.040	28.643	29,4
EGB-S-LSP4	23,90	22,00	23,90	24.4.2014	4,8	524	12.296	23,9
EGB-S-SGD4	135,30	135,30	135,30	16.4.2014	-1,0	2	271	13,5
EGB-S-SGD5	194,30	194,30	194,30	15.4.2014	8,2	30	5.829	19,4
EGB-S-SWL4	157,70	130,20	140,70	23.4.2014	-4,4	45	6.263	35,2
EGB-S-LBU4	87,60	84,85	87,60	10.4.2014	15,6	10	862	21,9
EGB-S-LDX5	157,00	155,00	155,00	11.4.2014	-7,2	400	62.400	38,8
EGB-S-LDX6	160,00	136,00	160,00	23.4.2014	8,3	40	5.908	40,0
EGB-S-LDX7	141,00	115,50	141,00	23.4.2014	1,1	130	17.244	35,3
EGB-S-LSP3	29,40	27,50	29,40	23.4.2014	47,0	1.040	28.643	29,4
EGB-S-LSP4	23,90	22,00	23,90	24.4.2014	4,8	524	12.296	23,9
EGB-S-SGD4	135,30	135,30	135,30	16.4.2014	-1,0	2	271	13,5
EGB-S-SGD5	194,30	194,30	194,30	15.4.2014	8,2	30	5.829	19,4
EGB-S-SWL4	157,70	130,20	140,70	23.4.2014	-4,4	45	6.263	35,2

9. OTC Turnover

(All prices in % of par value, turnover in Kunas)

	High	Low	Last	Date of last trade	Volume	Turnover
ATGR-O-169A	105,530	105,140	105,530	23.4.2014	4.793.000	5.053.985
FMPS-R-A	12,000	12,000	12,000	30.4.2014	100.000	1.200.000
HP-O-155A	104,200	103,500	103,500	17.4.2014	1.517.000	1.580.623
JAKT-R-A	17,000	17,000	17,000	24.4.2014	43.708	743.036
JDBA-R-A	901,000	901,000	901,000	1.4.2014	595	536.095
LEDO-R-A	8630,000	8630,000	8630,000	3.4.2014	2.224	19.193.120
PIKR-R-A	170,000	170,000	170,000	1.4.2014	2.685	456.450
PTKM-M-416A	99,959	99,959	99,959	16.4.2014	3.700.000	3.698.483
RHMF-O-157A	103,500	103,400	103,480	30.4.2014	3.680.000	28.995.531
RHMF-O-15CA	104,250	103,900	104,100	30.4.2014	342.810.000	356.581.880
RHMF-O-167A	105,350	104,900	105,200	30.4.2014	625.619.094	657.436.765
RHMF-O-172A	102,600	101,250	102,000	17.4.2014	839.000	855.207
RHMF-O-17BA	108,000	107,000	107,600	30.4.2014	33.915.684	36.581.314
RHMF-O-187A	104,600	103,000	104,500	23.4.2014	22.234.000	23.219.034
RHMF-O-19BA	105,860	104,750	105,600	25.4.2014	38.281.442	308.237.985
RHMF-O-203A	112,600	110,930	111,900	30.4.2014	1.845.822	2.074.475
RHMF-O-203E	112,000	111,000	111,400	28.4.2014	18.045.000	153.389.065
RHMF-O-227E	113,000	110,000	112,900	30.4.2014	2.203.500	18.686.521
RHMF-O-247E	106,600	104,100	106,400	30.4.2014	29.733.808	239.187.721
RIBA-O-17BA	107,600	107,600	107,600	18.4.2014	100.000	107.600
ZABA-R-A	28,000	28,000	28,000	4.4.2014	23.466	657.048
Total					1.129.490.028	1.858.471.936

10. Top 10 Members

10.1. Top 10 Members by Equity Turnover

Rank	Member	Equity turnover (HRK)	Market share (%)
1	Erste&Steiermarkische Bank d.d.	137.047.470	22,59
2	Interkapital vrijednosni papiri d.o.o.	129.408.450	21,33
3	HITA vrijednosnice d.d.	100.179.323	16,51
4	Agram brokeri d.d.	48.348.020	7,97
5	Fima vrijednosnice d.o.o.	46.070.794	7,59
6	Zagrebačka banka d.d.	42.349.007	6,98
7	Privredna banka Zagreb d.d.	33.408.456	5,51
8	Raiffeisenbank Austria d.d.	23.147.822	3,82
9	Antea brokeri d.o.o.	14.748.334	2,43
10	Societe Generale-Splitska banka d.d.	6.380.722	1,05

10.2. Top 10 Members by Structured Products Turnover

Rank	Member	Structured products turnover (HRK)	Market share (%)
1	Erste&Steiermarkische Bank d.d.	6.262.323	47,12
2	HITA vrijednosnice d.d.	2.148.686	16,17
3	Privredna banka Zagreb d.d.	1.856.576	13,97
4	Agram brokeri d.d.	1.310.317	9,86
5	Antea brokeri d.o.o.	1.013.545	7,63
6	Fima vrijednosnice d.o.o.	380.332	2,86
7	Zagrebačka banka d.d.	315.017	2,37
8	Interkapital vrijednosni papiri d.o.o.	4.488	0,03

10.3. Top 10 Members by Bond Turnover

Rank	Member	Bond turnover (HRK)	Market share (%)
1	Interkapital vrijednosni papiri d.o.o.	48.507.126	73,04
2	Erste&Steiermarkische Bank d.d.	9.510.697	14,32
3	Raiffeisenbank Austria d.d.	2.939.537	4,43
4	Privredna banka Zagreb d.d.	1.893.600	2,85
5	Zagrebačka banka d.d.	1.746.912	2,63
6	Croatia banka d.d.	785.537	1,18
7	Agram brokeri d.d.	565.316	0,85
8	Fima vrijednosnice d.o.o.	288.566	0,43
9	Hypo Alpe-Adria-Bank d.d.	171.016	0,26

10.4. Top 10 Members by Total Turnover

Rank	Member	Total turnover (HRK)	Market share (%)
1	Interkapital vrijednosni papiri d.o.o.	177.920.063	25,92
2	Erste&Steiermarkische Bank d.d.	152.820.490	22,26
3	HITA vrijednosnice d.d.	102.328.008	14,91
4	Agram brokeri d.d.	50.223.653	7,32
5	Fima vrijednosnice d.o.o.	46.739.691	6,81
6	Zagrebačka banka d.d.	44.410.936	6,47
7	Privredna banka Zagreb d.d.	37.158.632	5,41
8	Raiffeisenbank Austria d.d.	26.087.358	3,80
9	Antea brokeri d.o.o.	15.761.879	2,30
10	Societe Generale-Splitska banka d.d.	6.380.722	0,93

11. Best Performing Stocks

Symbol	Issuer	March		April		%
		Price	Date	Price	Date	
BDSS-R-A*	Brodospas d.d. Split	150,00	1.4.2014	230,00	25.4.2014	53,33
JAKT-R-A	Jadran Kapital d.d.	17,00	31.3.2014	24,32	25.4.2014	43,06
KSST-R-A	Kaštelanski staklenici d.d.	294,86	31.3.2014	399,98	30.4.2014	35,65
ARNT-R-A	Arenaturist d. d.	220,00	31.3.2014	284,51	30.4.2014	29,32
VLHO-R-A	Valamar grupa d.d.	119,04	31.3.2014	146,00	30.4.2014	22,65
RIZO-R-A	RIZ-odašiljači d.d.	53,88	31.3.2014	64,93	30.4.2014	20,51
KOKA-R-A	Koka d.d.	166,20	14.3.2014	198,95	30.4.2014	19,71
ZVCV-R-A	Zvečevo d.d.	67,01	26.3.2014	79,99	25.4.2014	19,37
TKPR-R-A	Tekstilpromet d.d.	260,00	28.3.2014	300,00	22.4.2014	15,38
LPLH-R-A	Lošinjska plovidba - holding d.d.	100,50	24.3.2014	114,96	30.4.2014	14,39
HBRL-R-A	Hoteli Brela d.d.	6,10	26.3.2014	6,86	30.4.2014	12,46
ZEP-R-A	Zagrebačko elektrotehničko poduzeće d.d.	39,01	11.3.2014	43,50	30.4.2014	11,51
TUHO-R-A	Turisthotel d.d.	1.725,00	31.3.2014	1.900,00	30.4.2014	10,14
IKBA-R-A	Istarska kreditna banka Umag d.d.	1.000,00	26.3.2014	1.099,95	17.4.2014	10,00
CHAG-R-A	Chromos agro d.d.	210,01	21.3.2014	230,00	28.4.2014	9,52

12. Under Performing Stocks

Symbol	Issuer	March		April		%
		Price	Date	Price	Date	
EXPD-R-A	Exportdrvo d.d.	790,00	11.3.2014	553,00	30.4.2014	-30,00
DIOK-R-A	Dioki d.d. u stečaju	2,91	31.3.2014	2,07	4.4.2014	-28,87
HDEL-R-A	Hidroelektra niskogradnja d.d.	50,99	31.3.2014	36,99	30.4.2014	-27,46
VART-R-1	Varteks d. d.	24,50	31.3.2014	18,12	30.4.2014	-26,04
HZVG-R-A	Hoteli Živogošće d.d.	28,00	13.2.2014	21,00	25.4.2014	-25,00
LCDS-R-A	Lucidus d.d.	16,00	28.3.2014	12,00	24.4.2014	-25,00

DDJH-R-A	Đuro Đaković holding d.d.	50,55	31.3.2014	37,95	30.4.2014	-24,93
MGMA-R-A	Magma d.d.	2,09	31.3.2014	1,64	30.4.2014	-21,53
BD62-R-A	Badel 1862 d.d.	17,98	31.3.2014	14,12	30.4.2014	-21,47
SPVA-R-A	Spačva d.d. Vinkovci	32,78	10.1.2014	26,00	10.4.2014	-20,68
VERN-R-A	Genera d.d.	49,99	31.3.2014	41,00	30.4.2014	-17,98
INGR-R-A	Ingra d.d.	3,02	31.3.2014	2,48	30.4.2014	-17,88
RZVI-R-A	Razvitak d.d.	50,10	20.1.2014	41,74	16.4.2014	-16,69
HJDR-R-A	Hoteli Jadran d.d.	120,00	16.5.2013	100,00	18.4.2014	-16,67
SUNH-R-A	Sunčani Hvar d.d.	19,00	26.3.2014	16,00	30.4.2014	-15,79