



ZAGREBAČKA BURZA
THE ZAGREB STOCK EXCHANGE

Trading Summary First half of 2014

Zagreb, July 2014.

This publication was prepared and published by the Zagreb Stock Exchange Inc., Ivana Lučića 2a/22, Zagreb (hereinafter: Exchange).

The publication is intended to provide information to the public and shall not be deemed to constitute an offer or invitation to buy or advice on trade or investment in financial instruments or opinion on the terms of the purchase or sale of any financial instrument mentioned therein whether favourable or not, nor should it be relied on as a substitute for own judgement or assessment by any user of this publication.

The Exchange waives responsibility and liability for any damage which might arise out of the use of information contained therein.

Further use of information available in this publication is permitted by the Exchange provided that the source is cited.

Copyright © 2013. Zagreb Stock Exchange
Zagreb
Ivana Lučića 2a/22

All rights reserved.

Content:

- 1 TRADING 1**
 - 1.3 MONTHLY TRADING OVERVIEW 3
 - 1.4 INDICES 4
 - 1.5 TURNOVER AND MARKET CAPITALIZATION BY SECTOR 8
 - 1.6 STOCKS WITH THE LARGEST MARKET CAPITALIZATION 10
 - 1.7 STOCKS WITH THE LARGEST FREE FLOAT MARKET CAPITALIZATION 11
 - 1.8 MOST ACTIVE STOCKS BY TURNOVER..... 12
 - 1.9 STOCKS WITH THE HIGHEST TURNOVER VELOCITY 13
 - 1.10 HIGHEST DAILY TURNOVER..... 13
 - 1.11 HIGHEST ORDERBOOK TRADES IN STOCKS..... 13
 - 1.12 STOCKS PERFORMANCE 14
 - 1.13 STRUCTURED PRODUCTS PERFORMANCE 17
 - 1.14 BONDS PERFORMANCE..... 18
 - 1.15 RIGHTS 19
 - 1.16 COMMERCIAL PAPERS PERFORMANCE 19
 - 1.17 OTC TURNOVER 19
- 2 MEMBERS..... 21**
 - 2.1 TOP 10 MEMBERS BY EQUITY TURNOVER 21
 - 2.2 TOP 10 MEMBERS BY STRUCTURED PRODUCTS TURNOVER 21
 - 2.3 TOP 10 MEMBERS BY BOND TURNOVER..... 21
 - 2.4 1.12. TOP 10 MEMBERS BY TOTAL TURNOVER..... 22
 - 2.5 TOP 10 MEMBERS BY NUMBER OF TRADES 22
 - 2.6 STOCKS WITH MARKET MAKERS..... 22
- 3 CORPORATE ACTIONS 23**
 - 3.1 NEW LISTINGS..... 23
 - 3.1.1 *Equities*..... 23
 - 3.1.2 *Structured Products* 23
 - 3.1.3 *Commercial Papers*..... 23
 - 3.2 DELISTINGS 24
 - 3.2.1 *Equities*..... 24
 - 3.2.2 *Bonds*..... 24
 - 3.2.3 *Commercial Papers*..... 24
 - 3.2.4 *Structured Products* 24
 - 3.3 CAPITAL INCREASES 25
 - 3.4 COMMERCIAL PAPERS 25
 - 3.5 CAPITAL DECREASES 25
 - 3.6 CHANGES IN NOMINAL VALUE OF SHARES AND CAPITAL INCREASE..... 25
- 4 LISTED FINANCIAL INSTRUMENTS 26**
 - 4.1 STOCKS 26
 - 4.2 BONDS 31
 - 4.3 RIGHTS 33
 - 4.4 COMMERCIAL PAPERS 33
 - 4.5 STRUCTURED PRODUCTS 33

1 Trading

1.1 Comparison with previous half

	Second half of 2013	First half of 2014.	% change
Orderbook turnover :	1.231.260.916	1.522.709.584	23,7%
Stocks	1.106.459.325	1.382.964.093	25,0%
Bonds	122.795.836	139.674.948	13,7%
Rights	0	1.523	-
Commercial Bills	2.005.755	69.020	-96,6%
Structured products	63.638.794	55.561.520	-12,7%
Equity Block Turnover	170.130.714	257.777.656	51,5%
Debt Block Turnover	196.822.739	231.516.995	17,6%
Total Turnover	1.661.853.162	2.067.565.755	24,4%
Orderbook volume			
Stocks	15.061.566	16.598.380	10,2%
Bonds	36.955.983	33.735.555	-8,7%
Rights	0	1.523	-
Commercial Bills	861.711	70.000	-91,9%
Structured products	1.944.386	2.194.304	12,9%
Equity Block Volume	713.933	1.011.650	41,7%
Debt Block Volume	111.231.240	85.385.000	-23,2%
Total Volume	166.768.819	138.996.412	-16,7%
OTC trades			
Turnover	8.980.455.696	14.214.457.787	58,3%
Volume	4.363.724.040	5.948.452.915	36,3%
Number of trades	1.522	1.586	4,2%
CROBEX [®]	1.794,28	1.791,48	-0,2%
CROBEX10 [®]	994,85	1.015,44	2,1%
CROBEXplus	987,83	913,98	-7,5%
CROBEXindustrija	1.106,90	871,83	-21,2%
CROBEXkonstrukt	787,26	511,55	-35,0%
CROBEXnutris	879,75	842,97	-4,2%
CROBEXtr	1.003,99	1.031,50	2,7%
CROBEXtransport	1.169,80	1.193,33	2,0%
CROBEXturist	1.155,00	1.954,35	69,2%
CROBIS [®]	99,16	105,10	6,0%
CROBIStr [®]	123,2592	133,9237	8,7%
Number of trades	110.143	113.638	3,2%
Number of securities traded	275	278	1,1%
Number of trading days	125	123	-1,6%

(Market capitalization in millions of HRK)

		Second half of 2013	First half of 2014.	% change
Market capitalization				
	Stocks	118.980,3	125.423,2	5,4%
	Bonds	64.273,2	71.532,8	11,3%
	Structured products	493,9	704,2	42,6%
	Total	183.747,5	197.660,1	7,6%
Average daily				
	Turnover	13.294.825	16.809.478	26,4%
	Volume	1.334.151	1.130.052	-15,3%
	Number of trades	881	924	4,9%

1.2 Comparison with previous year

		First half of 2013	First half of 2014.	% change
Orderbook turnover :				
	Stocks	1.713.135.139	1.522.709.584	-11,1%
	Bonds	1.610.556.471	1.382.964.093	-14,1%
	Rights	102.459.835	139.674.948	36,3%
	Commercial Bills	0	1.523	-
	Structured products	118.833	69.020	-41,9%
	Equity Block Turnover	105.977.682	55.561.520	-47,6%
	Debt Block Turnover	173.792.016	257.777.656	48,3%
	Total Turnover	151.940.859	231.516.995	52,4%
	Total Volume	2.144.845.696	2.067.565.755	-3,6%
Orderbook volume				
	Stocks	25.293.019	16.598.380	-34,4%
	Bonds	30276100	33.735.555	11,4%
	Rights	0	1.523	-
	Commercial Bills	132.192	70.000	-47,0%
	Structured products	2.060.092	2.194.304	6,5%
	Equity Block Volume	8.958.497	1.011.650	-88,7%
	Debt Block Volume	32.895.000	85.385.000	159,6%
	Total Volume	99.614.900	138.996.412	39,5%
OTC trades				
	Turnover	9.259.725.849	14.214.457.787	53,5%
	Volume	5.087.083.165	5.948.452.915	16,9%
	Number of trades	1.112	1.586	42,6%
	CROBEX®	1.804,69	1.791,48	-0,7%
	CROBEX10®	1.019,39	1.015,44	-0,4%
	CROBEXplus	938,91	913,98	-2,7%
	CROBEXindustrija	1084,98	871,83	-19,6%
	CROBEXkonstrukt	746,77	511,55	-31,5%

	First half of 2013	First half of 2014.	% change
CROBEXnutris	879,44	842,97	-4,1%
CROBEXtr	1.005,73	1.031,50	2,6%
CROBEXtransport	1.035,60	1.193,33	15,2%
CROBEXturist	980,79	1.954,35	99,3%
CROBIS®	100,80	105,10	4,3%
CROBIStr®	121,87	133,9237	9,9%
Number of trades	132.125,8	125.423,2	-5,1%
Number of securities traded	60.094,4	71.532,8	19,0%
Number of trading days	2.346,7	704,2	-70,0%

1.3 Monthly trading overview

(Market Capitalization in millions of HRK)

Month	Number of trades		Volume		Number of securities traded	Market Capitalization
	Total	Average daily	Total	Average daily		
January	23.720	1.130	38.417.544	1.829.407	197	181.629,9
February	17.942	897	30.952.399	1.547.620	203	191.013,9
March	20.279	966	21.517.752	1.024.655	206	187.305,5
April	15.967	760	26.744.490	1.273.547	208	185.026,4
May	19.532	930	5.652.554	269.169	205	188.985,0
June	16.198	853	15.711.673	826.930	208	197.660,1
Total	113.638	924	138.996.412	1.130.052	278	

(Turnover in millions of HRK)

Month	Equity		Bonds		Structured products		Total turnover
	Turnover	% total turnover	Turnover	% total turnover	Turnover	% total turnover	
January	262,1	68,8	104,2	27,3	14,9	3,9	381,2
February	259,5	67,0	115,9	29,9	11,8	3,0	387,2
March	256,8	77,5	63,5	19,2	11,0	3,3	331,3
April	303,3	88,4	33,2	9,7	6,6	1,9	343,2
May	309,5	93,6	13,9	4,2	7,3	2,2	330,7
June	249,6	84,9	40,6	13,8	3,9	1,3	294,1
Total	1.640,7	79,4	371,3	18,0	55,6	2,7	2.067,6

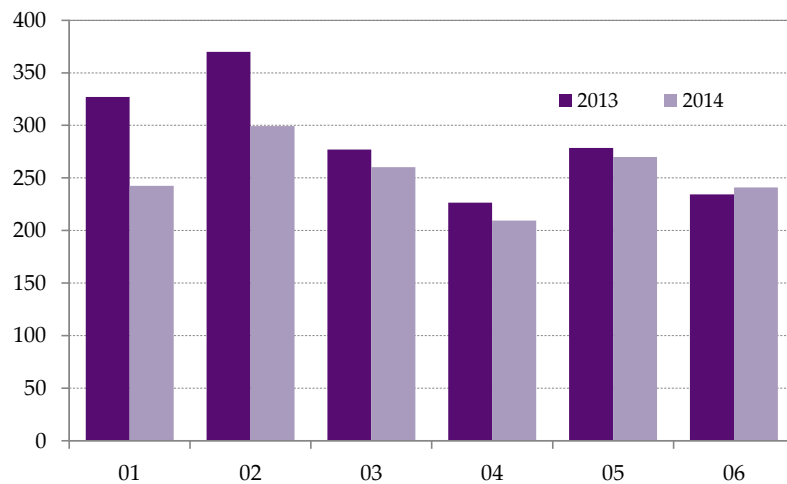


Chart 1: Orderbook turnover (mil HRK)

1.4 Indices

	High	Low	Last	Net change (%)	Volume	Turnover
Equity indices						
CROBEX	1.819,56	1.661,36	1.791,48	-0,2	9.507.155	1.015.020.563
CROBEX10	1.042,11	936,84	1.015,44	2,1	3.610.066	828.559.134
CROBEXindustrija	1.127,67	792,55	871,83	-21,2	1.899.538	285.707.677
CROBEXkonstrukt	795,43	486,08	511,55	-35,0	3.169.673	34.174.596
CROBEXnutris	902,77	759,62	842,97	-4,2	1.037.617	247.609.767
CROBEXplus	1.000,30	850,36	913,98	-7,5	9.458.684	1.098.587.700
CROBEXtr	1.047,09	935,91	1.031,50	3,3	6.651.200	733.156.575
CROBEXtransport	1.315,21	1.143,50	1.193,33	2,0	277.974	57.004.309
CROBEXturist	1.965,93	1.142,14	1.954,35	69,2	534.564	106.812.803
Bond indices						
CROBIS	105,10	99,02	105,10	6,0	5.766.895.047	12.862.440.495
CROBIStr	133,92	123,11	133,92	8,7	5.766.895.047	12.862.440.495

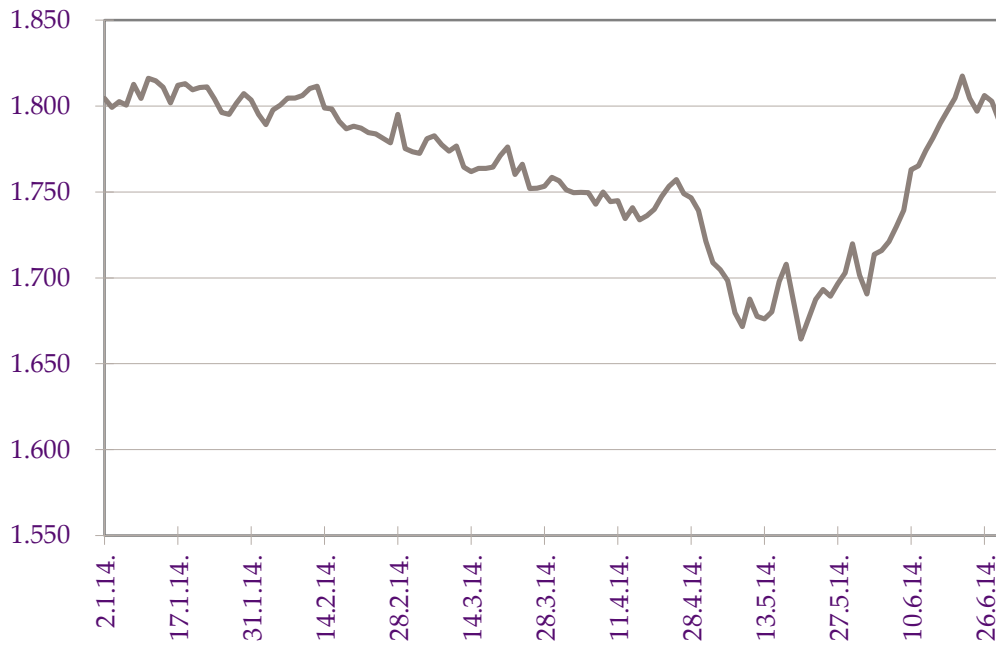


Chart 2: Zagreb Stock Exchange equity index CROBEX®

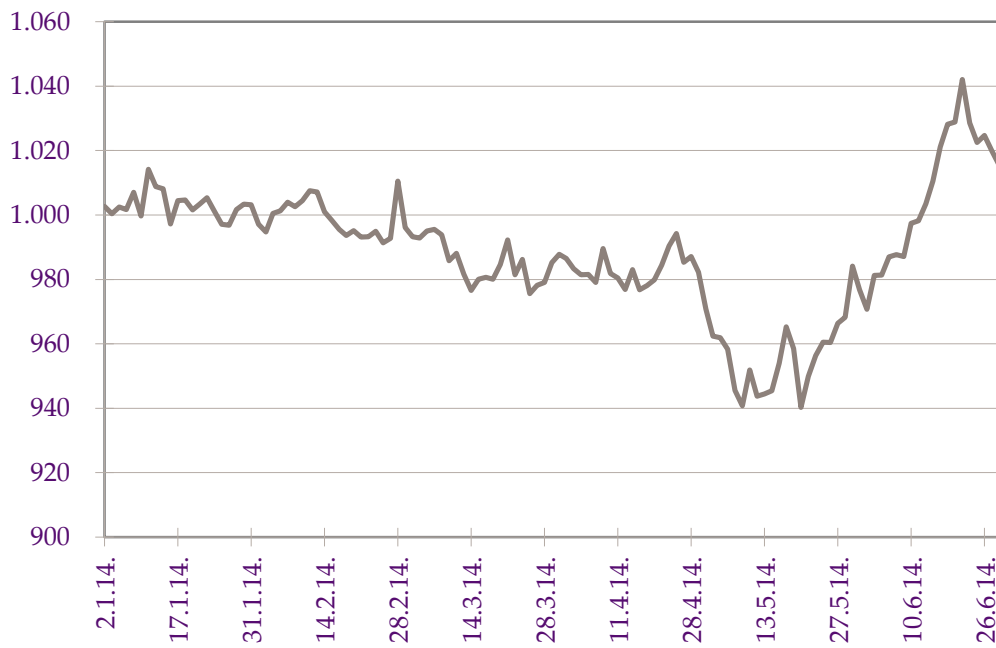


Chart 3: Zagreb Stock Exchange equity index CROBEX10®

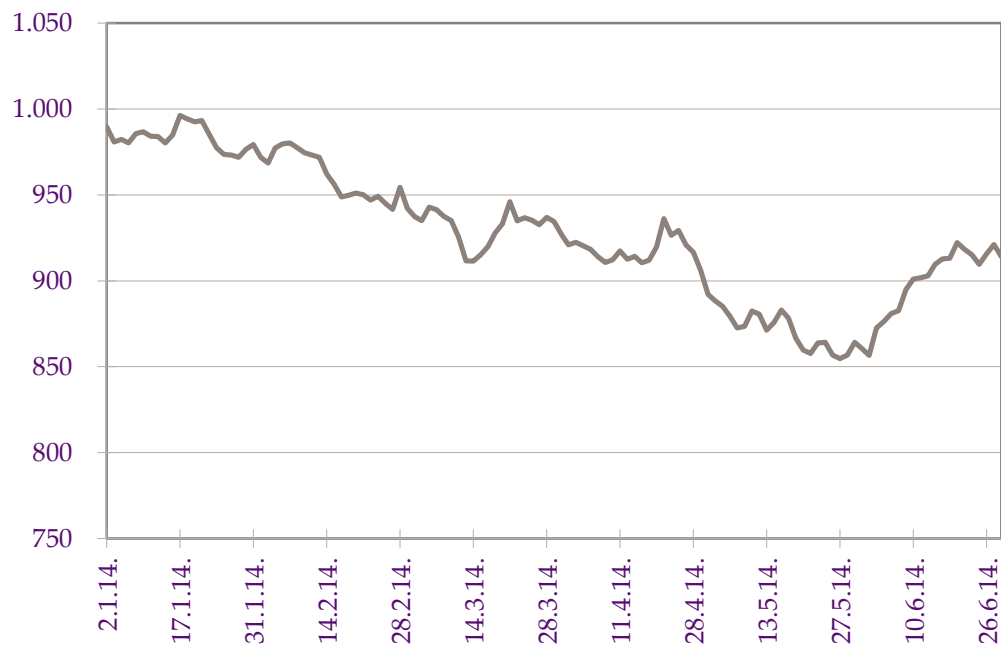
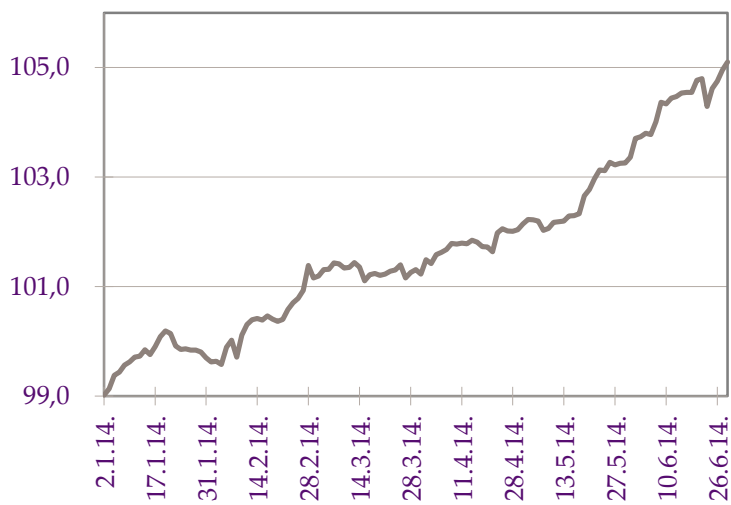


Chart 4: Zagreb Stock Exchange equity index CROBEXplus®



Slika 5: Zagreb Stock Exchange bond index CROBIS®

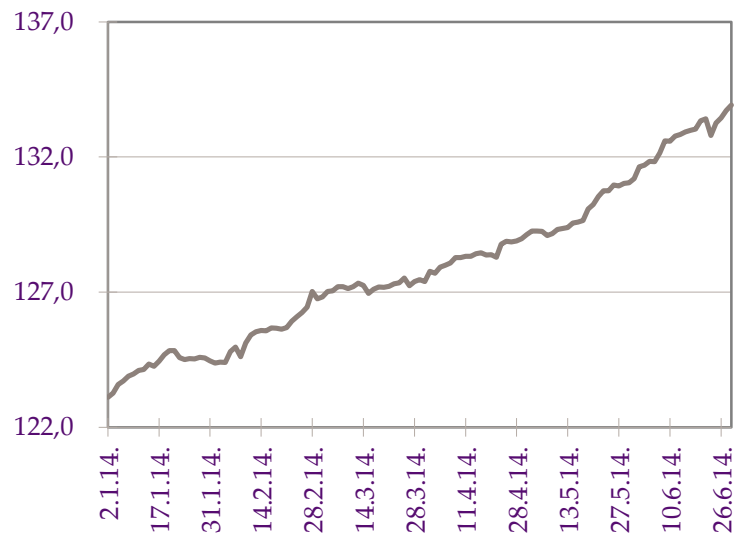


Chart 6: Zagreb Stock Exchange bond index CROBIStr®

1.5 Turnover and Market Capitalization by Sector

Code	Sector	Market Capitalization (HRK)	Turnover (HRK)
A	Agriculture, forestry and fishing	1.285.615.024	47.884.832
CA	Manufacture of food products, beverages and tobacco products	10.262.324.775	213.959.410
CB	Manufacture of textiles, apparel, leather and related products	101.963.988	5.706.254
CC	Manufacture of wood and paper products, and printing	41.869.429	6.699
CD	Manufacture of coke, and refined petroleum products	39.350.000.000	12.332.178
CE	Manufacture of chemicals and chemical products	372.074.623	51.121.804
CF	Manufacture of basic pharmaceutical products and pharmaceutical preparations	87.093.223	730.810
CG	Manufacture of rubber and plastics products, and other non-metallic mineral products	153.058.930	135.625
CH	Manufacture of basic metals and fabricated metal products, except machinery and equipment	58.946.619	7.020
CI	Manufacture of computer, electronic and optical products	1.840.198.897	129.770.076
CJ	Manufacture of electrical equipment	2.082.345.184	36.239.040
CK	Manufacture of machinery and equipment n.e.c.	0	0
CL	Manufacture of transport equipment	559.779.896	52.748.030
CM	Other manufacturing, and repair and installation of machinery and equipment	92.205.894	289.358
E	Water supply; sewerage, waste management and remediation activities	0	0
F	Construction	377.518.161	25.995.728
G	Wholesale and retail trade; repair of motor vehicles and motorcycles	4.315.228.947	46.980.543
H	Transportation and storage	5.058.697.291	63.246.663
I	Accommodation and food service activities	11.596.543.069	101.716.455
JA	Publishing, audiovisual and broadcasting activities	143.571.433	319.005
JB	Telecommunications	12.448.986.128	305.556.086
K	Financial and insurance activities	25.036.870.371	73.619.493
L	Real estate activities	176.497.231	1.032.256
MA	Legal, accounting, management, architecture, engineering, technical testing and analysis activities	9.228.468.617	198.479.244
MB	Scientific research and development	106.406.452	7.266.244
N	Administrative and support service activities	13.901.500	6.602
R	Arts, entertainment and recreation	633.042.000	7.814.638
	TOTAL	125.423.207.681	1.382.964.093

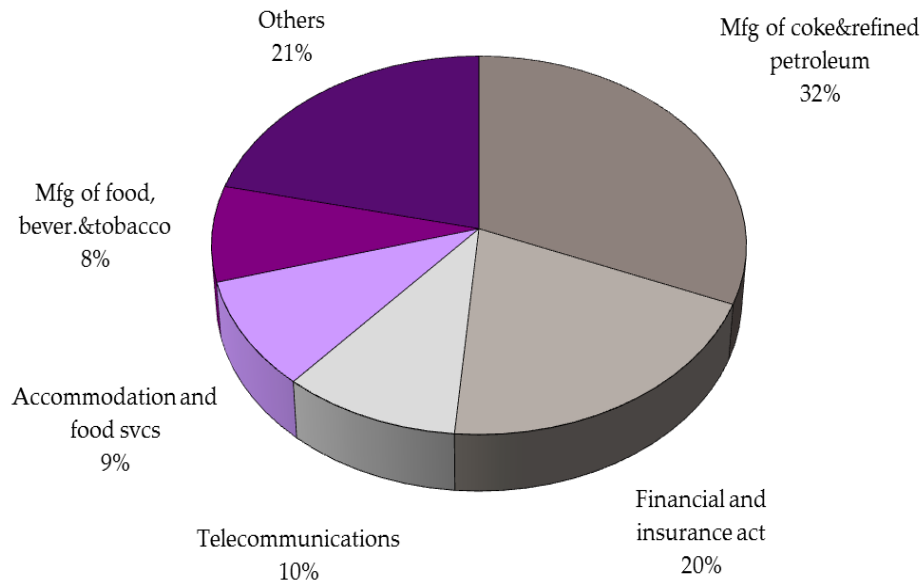
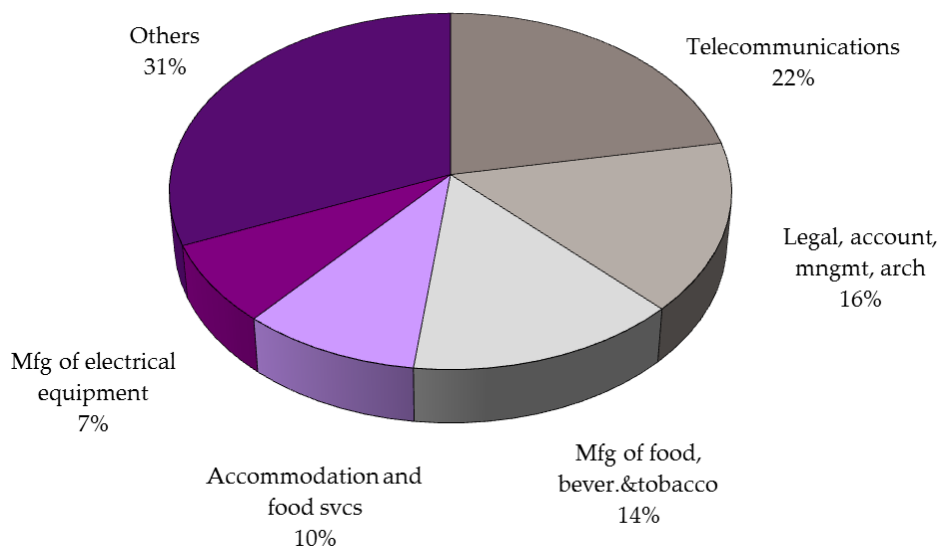


Chart 7: Sectors with the highest Market Capitalization



Slika 8: Sectors with the highest Turnover

1.6 Stocks with the Largest Market Capitalization

	Symbol	Issuer	Market capitalization (HRK mil)	% of Market cap	Cumulative percentage
1	INA-R-A	Ina d.d.	39.350,0	31,4	31,4
2	HT-R-A	HT d.d.	12.434,0	9,9	41,3
3	ZABA-R-A	Zagrebačka banka d.d.	11.064,4	8,8	50,1
4	PBZ-R-A	PBZ d.d.	8.602,7	6,9	57,0
5	ATGR-R-A	Atlantic Grupa d.d.	2.937,5	2,3	59,3
6	ADRS-R-A	Adris grupa d.d.	2.884,8	2,3	61,6
7	LEDO-R-A	Ledo d.d.	2.778,2	2,2	63,8
8	JNAF-R-A	Janaf d.d.	2.499,0	2,0	65,8
9	CROS-R-A	Croatia osiguranje d.d.	2.247,1	1,8	67,6
10	PLAG-R-A	Plava laguna d.d.	1.912,1	1,5	69,1
		Other	38.713,5	30,9	100,0
		Total	125.423,2		

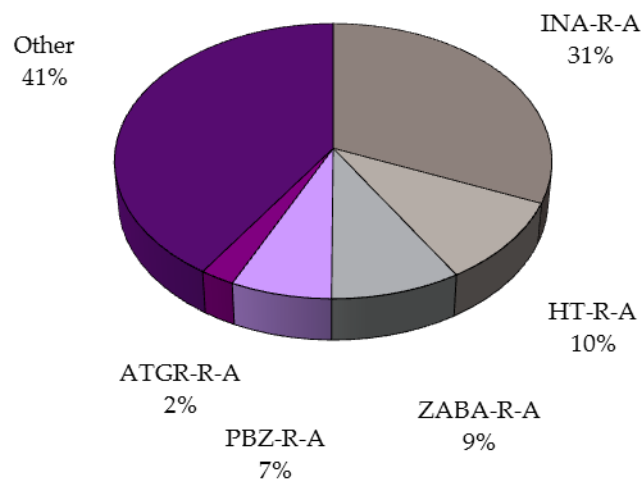


Chart 9: Market Capitalization structure

1.7 Stocks with the Largest Free Float Market Capitalization

	Symbol	Issuer	Free float (%)	Free float market capitalization (HRK mil)	% of market cap	Cumulative percentage
1	HT-R-A	HT d.d.	42,0	5.222,3	19,9	19,9
2	INA-R-A	Ina d.d.	6,1	2.392,5	9,1	29,1
3	ADRS-P-A	Adris grupa d.d.	87,4	1.642,0	6,3	35,3
4	ADRS-R-A	Adris grupa d.d.	53,5	1.541,9	5,9	41,2
5	LEDO-R-A	Ledo d.d.	48,7	1.351,9	5,2	46,4
6	KOEL-R-A	Končar - elektroindustrija d.d.	74,9	1.305,3	5,0	51,4
7	PODR-R-A	Podravka d.d.	68,2	1.126,2	4,3	55,7
8	ERNT-R-A	Ericsson Nikola Tesla d.d.	50,6	921,3	3,5	59,2
9	ATGR-R-A	Atlantic Grupa d.d.	26,6	782,6	3,0	62,2
10	KORF-R-A	Valamar Adria Holding d.d.	40,0	618,9	2,4	64,6
		Other		9.282,1	35,4	100,0
		Total		26.187,0		

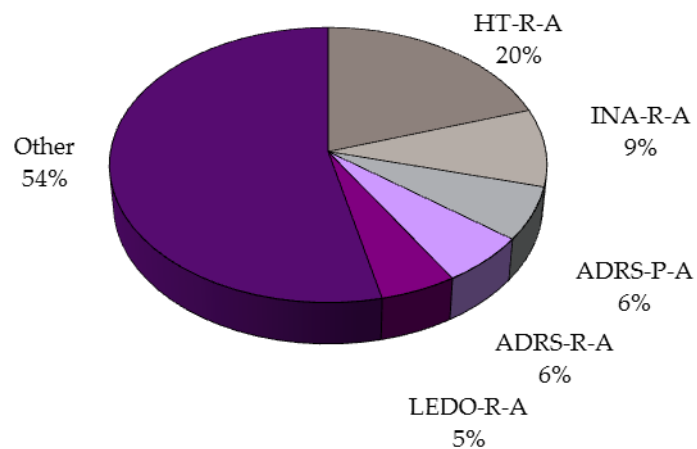


Chart 10: Free Float Market Capitalization structure

1.8 Most Active Stocks by Turnover

	Symbol	Issuer	Turnover (HRK)	Pct (%)	Cumulative percentage
1	HT-R-A	HT d.d.	304.475.188	22,0	22,0
2	ERNT-R-A	Ericsson Nikola Tesla d.d.	125.871.343	9,1	31,1
3	LEDO-R-A	Ledo d.d.	97.287.230	7,0	38,2
4	KORF-R-A	Valamar Adria Holding d.d.	78.191.332	5,7	43,8
5	PODR-R-A	Podravka d.d.	59.071.313	4,3	48,1
6	ADPL-R-A	AD Plastik d.d.	52.727.839	3,8	51,9
7	ADRS-P-A	Adris grupa d.d.	43.270.531	3,1	55,0
8	PTKM-R-A	Petrokemija d.d.	41.031.343	3,0	58,0
9	ATGR-R-A	Atlantic Grupa d.d.	33.930.717	2,5	60,4
10	BLJE-R-A	Belje d.d. Darda	27.205.528	2,0	62,4
		Other	519.901.727	37,6	100,0
		Total	1.382.964.093		

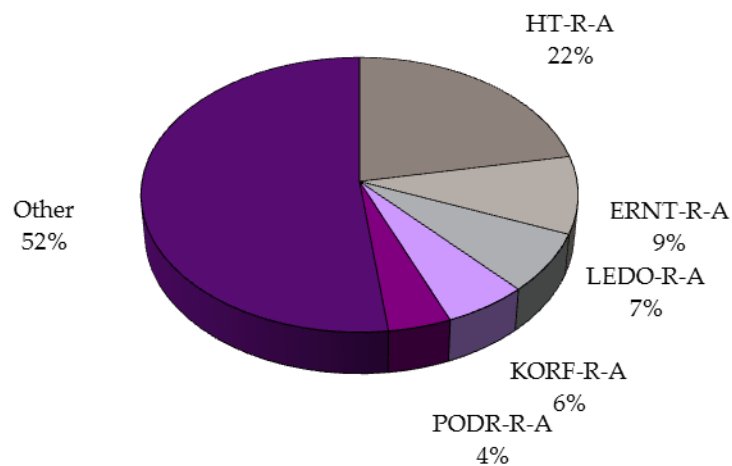


Chart 11: Structure of equity turnover

1.9 Stocks with the Highest Turnover Velocity

	Symbol	Issuer	Turnover (HRK)	Market Capitalization (HRK)	Turnover velocity (%)
1	MGMA-R-A	Magma d.d.	8.043.200	8.286.072	97,1%
2	INGR-R-A	Ingra d.d.	10.273.666	36.572.040	28,1%
3	PTKM-R-A	Petrokemija d.d.	41.031.343	185.887.129	22,1%
4	BRIN-R-A	ZIF Breza d.d.	1.817.499	8.855.000	20,5%
5	RIZO-R-A	RIZ-odašiljači d.d.	3.898.734	20.965.249	18,6%
6	DDJH-R-A	Đuro Đaković holding d.d.	20.398.282	118.185.353	17,3%
7	VART-R-1	Varteks d. d.	5.608.827	34.044.971	16,5%
8	DLKV-R-A	Dalekovod d.d.	7.969.962	53.216.438	15,0%
9	BD62-R-A	Badel 1862 d.d.	1.617.506	11.409.448	14,2%
10	HDEL-R-A	Hidroelektra niskogradnja d.d.	2.404.969	19.340.311	12,4%

1.10 Highest Daily Turnover

	Date	Daily Turnover (HRK)
1	10.1.2014	54.964.847
2	18.2.2014	53.531.118
3	18.3.2014	49.534.442
4	29.4.2014	42.854.847
5	13.1.2014	38.010.812
6	12.3.2014	36.799.252
7	11.2.2014	36.246.785
8	24.2.2014	35.415.767
9	16.4.2014	34.606.318
10	28.5.2014	32.777.375

1.11 Highest Orderbook Trades in Stocks

	Date	Symbol	Issuer	Turnover (HRK)	Price (HRK)	Volume
1	10.1.2014	PBZ-R-A	PBZ d.d.	10.077.915	445,00	22.647
2	28.1.2014	LEDO-R-A	Ledo d.d.	7.516.400	8.600,00	874
3	1.4.2014	LEDO-R-A	Ledo d.d.	6.472.500	8.630,00	750
4	1.4.2014	LEDO-R-A	Ledo d.d.	6.472.500	8.630,00	750
5	7.1.2014	ADPL-R-A	AD Plastik d.d.	6.063.645	129,00	47.005
6	11.2.2014	HT-R-A	HT d.d.	5.131.280	171,50	29.920
7	3.2.2014	LEDO-R-A	Ledo d.d.	4.375.000	8.750,00	500
8	24.2.2014	HT-R-A	HT d.d.	4.019.140	170,00	23.642
9	4.2.2014	LEDO-R-A	Ledo d.d.	3.937.500	8.750,00	450
10	6.5.2014	SLRS-R-A	Solaris d.d.	2.954.432	710,20	4.160

1.12 Stocks Performance

(All prices and turnover in HRK, market capitalization in millions of HRK)

No.	Symbol	High	Low	Last	Date of last trade	Net change (%)	Volume	Turnover	Market capitalization
Official Market									
1	ADPL-R-A	129,40	102,40	117,80	30.6.2014	-6,5	452.101	52.727.839	494,7
2	ATGR-R-A	936,00	711,00	881,00	30.6.2014	22,7	42.044	33.930.717	2.937,5
3	CROS-P-A	7.549,00	7.010,23	7.499,97	30.6.2014	5,6	214	1.576.296	65,6
4	CROS-R-A	7.400,00	7.035,41	7.305,20	12.6.2014	2,9	2.609	18.773.593	2.247,1
5	DLKV-R-A	38,90	17,03	18,56	27.6.2014	-48,2	280.127	7.969.962	53,2
6	HT-R-A	176,95	141,15	151,84	30.6.2014	-14,0	1.880.588	304.475.188	12.434,0
7	IGH-R-A	201,00	125,10	126	41.820	-30,6	11.735	1.932.097	33,2
8	INA-R-A	4.199,00	3.162,04	3.935,00	27.6.2014	10,8	3.515	12.332.178	39.350,0
9	INGR-R-A	3,59	2,20	2,70	30.6.2014	-12,6	3.463.813	10.273.666	36,6
10	KOEI-R-A	715,00	600,00	678,00	30.6.2014	2,0	39.599	26.390.222	1.743,9
11	LEDO-R-A	9.000,00	8.240,00	8.850,00	30.6.2014	7,5	11.236	97.287.230	2.778,2
12	LKPC-R-A	550,00	442,00	515,05	30.6.2014	16,5	14.272	7.321.873	217,8
13	MDKA-R-A	8.000,00	7.050,00	7.750,00	26.6.2014	5,4	124	962.099	234,0
14	MGMA-R-A	3,15	0,95	1,70	27.6.2014	157,6	3.466.294	8.043.200	8,3
15	OPTE-R-A	8,24	4,17	5,33	30.6.2014	-31,6	167.583	1.080.898	15,0
16	PODR-R-A	309,00	256,00	304,54	30.6.2014	19,6	207.576	59.071.313	1.650,6
17	PTKM-R-A	175,75	34,25	41,90	30.6.2014	-75,1	577.129	41.031.343	186
18	ULPL-R-A	219,85	162,62	173,00	30.6.2014	-12,4	16.331	3.090.890	100,3
19	ULJN-R-A	63,62	40,00	58,82	2.6.2014	47,1	1.021	43.250	197,4
20	VART-R-1	27,41	15,33	15,33	30.6.2014	-19,6	273.478	5.608.827	34,0
21	VERN-R-A	53,90	36,40	38,05	30.6.2014	-4,9	14.072	625.007	70,2
22	VIRO-R-A	619,00	400,00	400,08	30.6.2014	-33,9	19.414	10.943.678	554,8
Regular Market									
23	ACI-R-A	5.998,99	4.010,00	5.700,00	30.6.2014	39,0	1.664	7.814.638	633,0
24	ADRS-P-A	283,87	257,00	277,00	30.6.2014	0,0	160.169	43.270.531	1.879,2
25	ADRS-R-A	310,00	266,00	300,00	30.6.2014	-3,2	88.931	25.228.556	2.884,8
26	AGMM-R-A	499,00	220,00	220,00	16.5.2014	-53,2	553	131.588	9,1
27	AMDN-R-A	64,00	64,00	64,00	16.1.2014	-8,6	20	1.280	49,0
28	ARNT-R-A	389,99	180,00	382,00	30.6.2014	109,9	83.270	20.552.738	833,7
29	ATLN-R-A	55,43	43,56	52,91	30.6.2014	-5,3	20.502	1.032.256	176,5
30	ATLS-R-A	7,30	6,21	7,30	10.4.2014	-5,2	989	6.602	13,9
31	ATPL-R-A	418,00	320,00	332,87	30.6.2014	-15,5	54.716	20.483.833	464,5
32	AUHR-R-A	364,89	302,00	356,12	27.6.2014	13,1	5.232	1.699.042	178,1
33	BD62-R-A	23,38	12,00	15,17	30.6.2014	-11,6	94.674	1.617.506	11,4
34	BDMR-R-A	400,00	340,00	340,00	15.5.2014	-15,0	9	3.120	33,8
35	BLKL-R-A	70,01	70,01	70,01	28.4.2014	-1,4	50	3.501	35,0
36	BLJE-R-A	56,00	32,82	42,95	30.6.2014	-22,0	627.798	27.205.528	352,9
37	BPBA-R-A	12,88	4,00	7,00	30.6.2014	-45,7	32.860	238.401	12,5
38	BRIN-R-A	18,50	12,00	17,50	30.6.2014	34,6	102.547	1.817.499	8,9
39	BRNK-R-A	42,29	42,29	42,29	31.1.2014	-57,7	5	211	5,6
40	CEBA-P-A	4,01	3,61	4,01	10.1.2014	53,6	1.050	4.011	0,3
41	CHAG-R-A	299,00	200,03	231,00	16.6.2014	-11,2	865	224.200	27,8
42	CKML-R-A	3.400,00	3.150,01	3.300,00	13.6.2014	3,1	5.024	16.111.189	346,5
43	CRAL-R-A	129,96	120,00	129,96	12.5.2014	13,0	8	1.000	640,0
44	DDJH-R-A	68,75	22,80	36,51	30.6.2014	-45,9	465.171	20.398.282	118,2
45	DIOK-R-A	6,80	1,54	2,07	4.4.2014	-48,1	782.982	3.144.173	8,4
46	ELKL-R-A	20,00	20,00	20,00	8.1.2014	-20,0	100	2.000	1,7
47	ELKP-R-A	353,00	300,01	303,03	13.6.2014	-39,4	356	108.922	27,2
48	ERNT-R-A	1.659,00	1.271,00	1.366,15	30.6.2014	-7,1	81.696	125.871.343	1.819,2
49	FMPS-R-A	14,35	10,05	14,35	13.6.2014	30,2	163.300	2.089.514	28,7
50	FNVC-R-A	68,00	24,11	24,11	23.6.2014	-62,9	953	43.700	14,9

No.	Symbol	High	Low	Last	Date of last trade	Net change (%)	Volume	Turnover	Market capitalization
51	HBRL-R-A	8,25	5,50	8,25	27.6.2014	29,5	132.279	936.194	118,4
52	HBVD-R-A	80,00	80,00	80,00	27.1.2014	-30,5	74	5.920	22,9
53	HCVT-R-A	270,03	150,03	222,10	30.6.2014	30,6	12.689	2.946.834	136,4
54	HDEL-R-A	94,80	27,00	31,00	23.6.2014	-66,6	45.783	2.404.969	19,3
55	HGSP-R-A	1,87	1,08	1,08	7.5.2014	-10,0	5.597	8.296	0,4
56	HHLD-R-A	79,01	79,00	79,01	14.1.2014	0,0	2	158	848,0
57	HIMR-R-A	395,46	238,01	395,46	27.6.2014	63,8	13.944	4.567.157	251,5
58	HJDR-R-A	100,00	100,00	100,00	18.4.2014	-16,7	11	1.100	10,7
59	HMAM-R-A	188,90	150,18	174,00	27.6.2014	-4,9	2.602	453.162	194,8
60	HMDN-R-A	75,05	50,00	51,26	23.6.2014	2,5	1.024	67.023	20,2
61	HMST-R-A	264,55	115,19	264,50	30.6.2014	130,0	19.697	3.989.645	136,4
62	HPB-R-A	900,00	752,00	899,98	20.6.2014	-25,0	48	40.050	535,3
63	HPDG-R-A	25,00	12,22	25,00	14.4.2014	25,0	850	18.900	9,2
64	HTCP-R-A	134,99	125,00	125,02	3.6.2014	0,0	654	83.016	68,5
65	HTPK-R-A	57,70	36,80	49,00	26.6.2014	8,9	11.137	536.736	20,9
66	HTPO-R-A	56,06	38,01	56,06	9.6.2014	12,1	3.387	166.111	9,9
67	HUPZ-R-A	1.689,00	1.365,00	1.640,00	30.6.2014	18,0	13.279	20.197.827	736,7
68	HZLA-R-A	70,00	42,03	53,99	30.6.2014	-22,9	11.060	563.842	39,2
69	HZVG-R-A	28,00	21,00	21,00	24.6.2014	-4,5	1.031	23.509	6,4
70	IKBA-P-A	990,00	990,00	990,00	2.6.2014	0,0	6	5.940	3,0
71	IKBA-R-A	1.099,95	950,00	1.000,00	30.6.2014	0,0	831	821.666	145,0
72	ILRA-R-A	500,00	400,01	500,00	5.6.2014	26,6	550	270.001	124,7
73	IMZV-R-A	80,00	50,00	75,00	12.6.2014	66,7	1.647	105.803	16,9
74	INDG-R-A	143,98	85,00	100,00	14.5.2014	8,4	5.175	578.881	45,2
75	IPKK-R-A	187,50	127,01	145,00	26.6.2014	-12,7	11.471	1.790.172	103,7
76	JAKT-R-A	24,98	12,00	24,98	27.6.2014	66,5	91.249	1.735.302	19,8
77	JDBA-R-A	1.000,00	901,00	940,00	30.6.2014	4,3	2.498	2.351.726	112,4
78	JDGT-R-A	750,00	675,15	689,00	27.6.2014	-3,4	668	476.969	76,4
79	JDOS-R-A	3.178,00	2.555,00	3.000,00	30.6.2014	0,3	559	1.642.061	375,0
80	JDPL-R-A	167,87	84,20	131,55	30.6.2014	38,4	123.066	16.047.334	215,3
81	JDRA-R-A	750,00	677,00	701,50	30.6.2014	3,3	21.868	15.274.650	233,2
82	JDTC-R-A	28,87	28,87	28,87	23.6.2014	-6,0	813	23.471	4,1
83	JMNC-R-A	71.000,00	62.500,00	71.000,00	27.6.2014	12,7	144	9.603.500	1.570,9
84	JNAF-R-A	2.805,00	2.303,00	2.480,00	30.6.2014	8,3	915	2.274.390	2.499,0
85	KABA-R-A	24,85	9,00	10,00	26.6.2014	-50,0	19.029	250.652	13,3
86	KBZ-R-A	143,34	100,46	131,00	30.6.2014	-20,6	1.106	128.712	244,4
87	KODT-P-A	1.060,00	954,98	990,00	30.6.2014	-3,9	1.932	1.963.079	60,8
88	KODT-R-A	1.147,00	975,00	1.036,98	23.6.2014	-9,6	2.956	3.137.041	201,4
89	KOES-R-A	420,00	286,00	380,00	30.5.2014	18,9	3.103	1.006.903	49,5
90	KOKA-R-A	217,51	165,00	217,51	27.6.2014	36,0	9.151	1.888.426	196,5
91	KORF-R-A	214,98	145,63	207,01	30.6.2014	40,3	444.848	78.191.332	1.545,8
92	KOSK-P-A	95,00	95,00	95,00	15.5.2014	0,0	10	950	3,9
93	KRAS-R-A	400,00	305,00	320,00	30.6.2014	-22,0	21.009	7.409.887	439,6
94	KSST-R-A	620,00	240,00	325,60	30.6.2014	2,4	2.739	914.830	37,0
95	KTJV-R-A	19,43	12,00	16,00	27.6.2014	-1,8	80.474	1.156.850	91,6
96	LKRI-R-A	96,00	70,01	73,80	30.6.2014	-22,3	45.284	3.707.884	441,4
97	LPLH-R-A	155,00	93,11	144,90	27.6.2014	23,8	30.059	3.474.726	96,0
98	LRH-R-A	2.565,00	2.161,01	2.400,00	30.6.2014	11,1	1.006	2.418.058	726,3
99	LURA-R-A	330,00	291,93	315,00	26.6.2014	-4,5	2.877	882.216	945,0
100	LVCV-R-A	104,50	68,69	68,69	30.6.2014	-27,7	1.092	93.473	32,8
101	MAIS-R-A	135,00	86,28	126,96	30.6.2014	40,3	25.727	2.380.794	1.389,5
102	MIV-R-A	3.000,00	3.000,00	3.000,00	20.1.2014	-11,8	2	6.000	45,1
103	MLNR-R-A	400,00	357,50	365,00	2.6.2014	1,4	233	88.383	71,3
104	NVBA-R-A	12,00	9,00	9,00	13.6.2014	-25,0	345	3.765	3,8
105	PBZ-R-A	469,02	401,00	451,00	30.6.2014	3,7	55.893	24.957.495	8.602,7
106	PDBA-R-A	250,00	175,02	200,00	26.6.2014	-4,8	1.964	405.776	133,7
107	PIKR-R-A	160,00	111,00	125,00	27.6.2014	-26,5	880	116.646	29,2
108	PIVK-R-A	207,98	142,00	171,00	30.6.2014	-28,4	182	30.697	54,2

No.	Symbol	High	Low	Last	Date of last trade	Net change (%)	Volume	Turnover	Market capitalization
109	PLAG-R-A	3.599,00	2.400,00	3.500,00	27.6.2014	42,3	1.467	4.226.394	1.912,1
110	PLJK-R-A	10,25	4,13	10,25	19.3.2014	-57,7	2.005	11.251	10,8
111	PUNT-R-A	1,45	0,60	0,77	26.6.2014	-16,3	19.880	19.868	1,0
112	QUNE-R-A	18,00	13,00	13,00	14.4.2014	-27,8	1.813	26.844	29,3
113	RIZO-R-A	83,00	35,00	56,03	30.6.2014	-15,1	75.437	3.898.734	21,0
114	SAPN-R-A	320,00	177,00	208,00	30.6.2014	-29,3	30.630	6.708.729	137,0
115	SLDM-R-A	20,99	18,00	18,00	21.5.2014	-18,2	1.336	26.680	94,0
116	SLPF-R-A	39,70	30,00	32,50	27.6.2014	20,8	53.537	1.810.623	108,8
117	SLRS-R-A	775,99	608,00	700,00	20.6.2014	7,7	7.654	5.387.413	432,4
118	SMNS-R-A	728,00	350,00	470,00	25.2.2014	-23,6	3.958	2.300.868	444,6
119	SNBA-R-A	44,00	32,05	39,99	30.6.2014	-9,1	13.719	522.690	36,7
120	SPVA-R-A	32,78	24,93	24,93	20.6.2014	-38,6	117	3.199	6,9
121	SSNC-P-A1	550,00	386,58	550,00	20.6.2014	54,9	23	11.153	10,0
122	SSNC-R-A	1.100,01	678,13	702,50	20.2.2014	-74,9	388	296.619	120,9
123	SUNH-R-A	21,98	10,11	15,00	26.6.2014	-18,9	6.674	122.508	125,1
124	THNK-R-A	568,90	325,01	450,00	30.6.2014	-20,9	19.547	7.872.875	85,3
125	TISK-R-A	195,00	131,00	190,00	30.6.2014	15,2	10.475	1.697.664	453,5
126	TKPR-R-A	444,00	260,00	300,00	11.6.2014	-6,0	1.122	343.148	24,6
127	TLM-R-A	11,00	7,55	7,55	30.6.2014	-71,0	110	1.020	13,9
128	TOZ-R-A	55,00	47,32	47,32	23.4.2014	-5,5	271	13.358	9,5
129	TRFM-R-A	209,99	81,55	150,00	30.6.2014	86,1	360	45.157	5,4
130	TRMD-R-A	20,00	20,00	20,00	27.6.2014	0,0	100	2.000	4,6
131	TUHO-R-A	2.188,00	1.436,12	2.130,00	30.6.2014	43,9	5.749	10.332.787	840,8
132	VDKT-R-A	322,50	225,00	251,02	30.6.2014	-19,0	19.954	5.569.250	114,7
133	VJSN-R-A	25,00	25,00	25,00	18.2.2014	33,7	11.693	292.325	26,5
134	VLBT-R-A	7,30	6,52	7,30	23.5.2014	20,9	10.563	72.016	4,9
135	VLEN-R-B	5,70	4,70	4,70	27.6.2014	-37,3	3.893	20.190	65,1
136	VPIK-R-A	118,00	72,50	106,08	30.6.2014	-9,9	105.694	9.950.881	159,7
137	ZABA-R-A	35,99	26,00	34,55	30.6.2014	19,1	478.496	13.910.433	11.064,4
138	ZLAR-R-A	13,00	9,50	9,50	18.6.2014	0,0	48	567	17,5
139	ZPKL-R-A	131,00	131,00	131,00	11.2.2014	0,0	25	3.275	37,2
140	ZTNJ-R-A	199,98	156,00	199,97	23.6.2014	17,5	980	175.060	41,1
141	ZVCV-R-A	84,80	56,01	75,96	27.6.2014	-10,5	3.682	274.091	23,4
142	ZVZD-R-A	3.799,99	2.708,17	2.982,96	30.6.2014	-18,4	1.954	6.521.753	299,1
MTF - Fortis									
1	BCIN-R-A	450,00	300,00	439,80	26.6.2014	42,1	14.788	5.334.148	73,2
2	BDSS-R-A	313,98	150,00	313,98	29.5.2014	109,3	3.298	739.340	116,9
3	BRBA-P-A	3.500,01	3.200,00	3.500,01	18.3.2014	25,0	24	79.500	8,9
4	EPLT-R-A	885,00	700,00	860,00	23.6.2014	1,2	7.858	6.606.033	382
5	EXPD-R-A	790,00	553,00	553,00	30.4.2014	45,5	32	24.095	25,2
6	FRNK-R-A	549,00	500,00	505,00	26.6.2014	-1,0	1.297	667.166	216
7	GBRT-R-A	700,00	700,00	700,00	24.6.2014	0,0	40	28.000	47,7
8	HMNS-R-A	33,00	33,00	33,00	24.6.2014	3,1	1.200	39.600	44,3
9	HRDH-R-A	105,40	82,22	83,00	8.4.2014	9,6	93	8.032	70,0
10	ISAU-R-A	17,21	15,70	15,70	23.5.2014	-26,3	57	961	1,3
11	KOSN-R-A	1.101,00	935,03	1.099,99	30.5.2014	14,0	463	486.953	43,1
12	KOTR-P-A	1.399,00	1.071,00	1.300,00	30.6.2014	-1,5	1.493	1.959.927	35,3
13	KTKA-R-A	490,00	370,00	490,00	9.6.2014	22,2	131	54.088	16,2
14	LCDS-R-A	21,50	10,20	14,00	30.6.2014	-12,5	8.043	116.023	35,4
15	MIVA-R-A	222,00	220,04	222,00	26.6.2014	0,9	168	37.157	14,4
16	NEXE-R-A	90,00	60,00	85,00	30.6.2014	70,0	1.895	153.700	804,4
17	OPEK-R-A	140,00	124,89	124,89	30.6.2014	-30,6	1.070	134.205	64,4
18	PRFC-R-A	26,50	18,87	23,00	30.6.2014	-0,6	90.324	2.102.584	90,0
19	PSMR-R-A	240,00	240,00	240,00	29.5.2014	-20,0	223	53.520	5,6
20	RIVP-R-A	18,79	12,99	16,52	30.6.2014	27,1	411.854	6.192.135	1.760,1
21	RZVI-R-A	50,10	41,74	41,74	16.4.2014	-24,0	30	1.419	88,6
22	SM86-R-A	150,00	100,00	148,00	12.6.2014	-16,4	12.049	1.447.187	20,2

No.	Symbol	High	Low	Last	Date of last trade	Net change (%)	Volume	Turnover	Market capitalization
23	SNHO-R-A	212,99	148,06	194,00	30.6.2014	26,3	40.187	7.039.228	518,0
24	SPNV-R-A	400,00	399,00	400,00	12.3.2014	20,1	250	99.938	26,3
25	TDZ-R-A	2.300,00	2.300,00	2.300,00	6.5.2014	0,0	27	62.100	747,1
26	THMT-R-A	141,00	106,06	141,00	10.6.2014	28,2	733	92.199	37,8
27	TNPL-R-A	430,00	270,00	303,00	26.6.2014	-4,4	17.344	5.627.462	189,8
28	TSHC-R-A	10.000,00	8.500,01	8.700,00	10.6.2014	2,4	52	457.000	117,9
29	VLHO-R-A	198,95	100,00	194,99	30.6.2014	85,7	80.363	11.596.419	1.288,9
30	ZEP-R-A	43,50	35,05	35,05	5.6.2014	-5,2	762	29.131	2,6

1.13 Structured Products Performance

((All prices and turnovers in Kunas, market capitalization in millions of Kunas))

No.	Symbol	High	Low	Last	Date of last trade	Net change (%)	Volume	Turnover	Market Capitalization
Regular Market									
1	EGB-S-LBU5	72,00	57,20	72,00	26.6.2014	12,5	204	12.329	18,0
2	EGB-S-LDX8	132,80	53,10	115,90	26.6.2014	12,9	94.973	8.143.156	29,0
3	EGB-S-LDX9	73,73	24,00	24,00	13.3.2014	-48,9	160.911	7.076.494	6,0
4	EGB-S-LDXA	90,80	78,30	79,70	30.6.2014	-5,8	740	60.628	19,9
5	EGB-S-LDXB	52,90	41,60	43,90	30.6.2014	-10,0	5.277	246.832	11,0
6	EGB-S-LGD6	112,00	76,30	111,40	20.6.2014	4,6	4.192	437.087	11,1
7	EGB-S-LGD7	65,50	32,70	32,70	28.5.2014	-40,2	1.210	53.986	3,3
8	EGB-S-LHT3	18,31	13,93	13,93	14.2.2014	-18,1	430	7.261	0,3
9	EGB-S-LHT4	30,12	17,20	25,31	30.6.2014	-4,3	42.006	1.072.319	0,6
10	EGB-S-LNG1	12,60	6,80	11,40	26.6.2014	56,2	618	7.120	28,5
11	EGB-S-LNG2	13,85	11,80	11,80	27.6.2014	-7,8	1.270	16.631	29,5
12	EGB-S-LNG3	2,20	1,00	2,20	28.3.2014	120,0	1.802	2.080	5,5
13	EGB-S-LPT1	12,90	7,70	12,50	27.6.2014	62,3	1.038	10.433	3,1
14	EGB-S-LPT2	18,50	13,50	18,00	27.6.2014	33,3	200	3.413	4,5
15	EGB-S-LSL6	15,20	4,11	5,20	30.5.2014	-64,1	102.426	780.631	2,6
16	EGB-S-LSL7	11,60	3,46	3,46	15.4.2014	-70,2	11.238	70.272	1,7
17	EGB-S-LSL8	22,30	11,70	21,50	27.6.2014	83,8	1.822	33.500	10,8
18	EGB-S-LSP5	23,50	12,40	23,00	26.6.2014	38,5	9.862	170.057	23,0
19	EGB-S-LSP6	17,90	5,20	17,40	26.6.2014	117,5	123.130	1.199.756	17,4
20	EGB-S-LSP7	12,50	10,70	12,30	23.6.2014	10,8	3.208	37.313	12,3
21	EGB-S-LWL4	128,55	37,80	126,10	26.6.2014	57,6	17.819	1.054.136	31,5
22	EGB-S-LWL5	129,30	107,90	122,60	13.5.2014	-5,2	140	16.985	30,7
23	EGB-S-SBU4	25,10	11,30	11,50	10.4.2014	-54,2	16	213	2,9
24	EGB-S-SBU5	36,50	15,70	15,90	12.5.2014	-53,9	996	19.042	4,0
25	EGB-S-SBU6	32,20	20,00	22,70	17.6.2014	3,2	266	6.423	5,7
26	EGB-S-SBU7	47,90	30,40	30,40	30.6.2014	-34,1	138	5.719	7,6
27	EGB-S-SDX7	46,70	18,00	19,50	16.1.2014	-37,5	99.838	3.162.046	4,9
28	EGB-S-SDX8	99,00	19,60	19,90	5.6.2014	-70,0	236.970	13.151.420	5,0
29	EGB-S-SDX9	112,00	54,50	72,50	26.6.2014	-32,1	31.930	2.108.917	18,1
30	EGB-S-SGD6	112,80	40,35	110,00	29.5.2014	2,0	958	82.467	11,0
31	EGB-S-SHT3	41,80	23,62	31,50	27.6.2014	29,8	46.501	1.369.206	0,5
32	EGB-S-SNG3	6,80	4,20	6,40	27.6.2014	14,3	3.132	16.132	16,0
33	EGB-S-SNG4	5,50	2,80	5,00	27.6.2014	8,7	13.596	52.486	12,5
34	EGB-S-SPT1	14,00	9,50	11,70	3.6.2014	-9,3	4.654	60.495	2,9
35	EGB-S-SPT2	17,20	16,20	17,20	3.6.2014	6,2	48	794	4,3
36	EGB-S-SSL5	30,20	14,40	20,80	30.6.2014	-20,9	5.933	96.723	10,4
37	EGB-S-SSL6	16,10	7,60	8,60	30.6.2014	-44,9	1.232	12.661	4,3

No.	Symbol	High	Low	Last	Date of last trade	Net change (%)	Volume	Turnover	Market Capitalization
38	EGB-S-SSP5	11,70	2,90	2,90	3.4.2014	-47,3	710.759	4.214.331	2,9
39	EGB-S-SSP6	17,50	4,10	4,10	30.6.2014	-63,1	259.664	2.211.529	4,1
40	EGB-S-SSP7	11,40	9,70	9,80	30.6.2014	-8,4	19.680	205.839	9,8
41	EGB-S-SWL5	97,90	15,30	15,30	12.6.2014	-75,0	46.430	2.651.361	3,8
MTP Alter									
1	EGB-S-LBU3	68,50	68,50	68,50	10.1.2014	3,3	25	1.713	17,1
2	EGB-S-LBU4	110,30	41,60	110,30	28.5.2014	185,8	1.568	90.268	27,6
3	EGB-S-LDX5	207,00	135,40	207,00	5.6.2014	44,8	5.360	925.793	51,8
4	EGB-S-LDX6	162,50	113,40	160,00	23.4.2014	0,1	260	36.870	40,0
5	EGB-S-LDX7	171,70	94,80	156,90	26.6.2014	11,6	4.887	684.198	39,2
6	EGB-S-LEG2	108,50	90,05	90,05	4.2.2014	12,7	650	64.418	9,0
7	EGB-S-LGD3	120,10	72,40	120,10	14.2.2014	50,3	3.800	365.309	1,2
8	EGB-S-LGD4	187,20	168,10	187,20	11.2.2014	32,6	3.900	699.710	18,7
9	EGB-S-LSL3	34,50	17,50	23,00	25.3.2014	15,6	33.278	901.177	11,5
10	EGB-S-LSL4	23,00	6,40	11,60	25.3.2014	30,3	42.554	572.060	5,8
11	EGB-S-LSP3	34,60	27,50	34,00	26.6.2014	70,0	2.221	63.232	34,0
12	EGB-S-LSP4	29,30	16,60	28,60	26.6.2014	31,8	9.570	208.874	28,6
13	EGB-S-SBU2	50,20	15,00	15,80	13.3.2014	-70,4	14.270	311.626	4,0
14	EGB-S-SGD4	180,90	110,70	135,30	16.4.2014	-28,5	976	139.832	13,5
15	EGB-S-SGD5	224,40	179,60	181,50	24.6.2014	-20,0	734	149.048	18,2
16	EGB-S-SSL1	62,80	61,80	62,80	21.1.2014	-4,0	24	1.495	31,4
17	EGB-S-SSL4	45,90	31,50	45,90	27.5.2014	6,0	161	6.614	23,0
18	EGB-S-SWL3	155,90	87,60	116,45	14.3.2014	-2,0	881	102.670	29,1
19	EGB-S-SWL4	176,70	115,40	115,40	12.6.2014	-11,9	1.928	296.394	28,9

1.14 Bonds performance

(All prices in % of par value, turnover in HRK)

Symbol	High	Low	Last	Date of last trade	Volume	Turnover
Orderbook trades						
FNOI-D-147A	99,11	95,00	99,11	23.6.2014	46.276	345.110
FNOI-D-151A	97,67	90,00	95,61	27.6.2014	34.159	246.652
FNOI-D-157A	93,00	86,00	92,61	27.6.2014	40.151	280.812
FNOI-D-161A	91,00	82,00	89,41	27.6.2014	56.468	382.281
FNOI-D-167A	88,70	78,00	88,70	30.6.2014	44.517	287.307
FNOI-D-171A	82,50	74,00	82,26	27.6.2014	20.582	125.504
FNOI-D-177A	96,25	71,00	79,26	27.6.2014	33.792	202.260
FNOI-D-181A	77,33	67,00	73,26	27.6.2014	20.265	111.136
FNOI-D-187A	74,00	64,00	71,26	27.6.2014	19.801	103.882
FNOI-D-191A	70,00	60,00	67,26	27.6.2014	19.801	99.151
FNOI-D-197A	68,60	57,00	64,26	27.6.2014	19.801	94.139
JDGL-O-166A	98,50	98,50	98,50	30.4.2014	300.000	295.500
PLOR-O-157A	100,00	100,00	100,00	13.2.2014	386.000	386.000
RHMF-O-157A	104,00	104,00	104,00	18.3.2014	500.000	3.979.484
RHMF-O-15CA	104,30	104,00	104,30	3.3.2014	136.000	141.665
RHMF-O-167A	105,60	105,20	105,60	18.6.2014	3.800.000	4.005.600
RHMF-O-172A	102,20	102,20	102,20	8.5.2014	8.500	8.687
RHMF-O-17BA	108,00	108,00	108,00	18.3.2014	1.170.000	1.263.600
RHMF-O-187A	105,50	101,50	105,50	11.6.2014	2.255.578	2.378.483
RHMF-O-19BA	108,50	104,40	108,50	26.6.2014	3.835.385	30.903.582
RHMF-O-203A	115,25	109,00	115,25	18.6.2014	9.969.500	11.076.158
RHMF-O-203E	110,90	109,00	110,90	26.3.2014	736.100	6.214.047

Symbol	High	Low	Last	Date of last trade	Volume	Turnover
RHMF-O-227E	117,80	108,95	117,80	27.6.2014	1.674.000	14.432.888
RHMF-O-247E	111,30	102,10	111,30	27.6.2014	5.836.449	46.424.671
RIBA-O-177A	108,50	103,50	107,70	17.6.2014	1.847.430	14.937.562
RIBA-O-17BA	103,00	102,25	102,50	5.3.2014	925.000	948.788
Total					33.735.555	139.674.948
Block trades						
JDGL-O-166A		98,50	98,50	98,50	17.6.2014	5.000.000
RHMF-O-142A	100,28	100,20	100,20	13.1.2014	8.000.000	61.136.113
RHMF-O-15CA	104,05	103,90	104,05	29.4.2014	38.125.000	39.641.875
RHMF-O-167A	105,55	105,55	105,55	18.3.2014	10.000.000	10.555.000
RHMF-O-187A	103,00	102,02	103,00	13.2.2014	11.350.000	11.657.670
RHMF-O-19BA	105,20	103,05	105,20	24.3.2014	5.450.000	43.437.084
RHMF-O-247E	111,95	103,50	111,95	30.6.2014	7.460.000	60.164.254
Total					85.385.000	231.516.995
Total bonds					119.120.555	371.191.943

1.15 Rights

(All prices in % of par value, turnover in Kunas)

Symbol	High	Low	Last	Date of last trade	Volume	Turnover
RHMJ-A-A	99,99	99,99	99,99	3.3.2014	1.523	1.523

1.16 Commercial Papers Performance

(All prices in % of par value, turnover in Kunas)

Symbol	High	Low	Last	Date of last trade	Volume	Turnover
Orderbook trades						
PTKM-M-416A	98,60	98,60	98,60	12.2.2014	70.000	69.020
Total					70.000	69.020

1.17 OTC Turnover

(All prices in % of par value, turnover in Kunas)

Symbol	High	Low	Last	Date of last trade	Volume	Turnover
3MAJ-R-A	103,750	103,750	103,750	25.3.2014	50.000	5.187.500
ADRS-P-A	279,900	260,000	279,900	4.6.2014	16.800	4.371.980
ADRS-R-A	273,000	273,000	273,000	21.5.2014	31	8.463
ATGR-O-169A	106,100	104,000	106,000	27.6.2014	19.110.122	20.042.048
BRIN-R-A	13,000	12,050	13,000	6.3.2014	32.555	406.090
FMPS-R-A	17,000	12,000	15,000	12.6.2014	566.527	8.293.891
FNOI-D-147A	99,522	96,031	99,522	11.6.2014	1.237	9.108
FNOI-D-151A	95,202	91,863	95,202	11.6.2014	1.237	8.713
FNOI-D-157A	92,150	87,939	91,136	11.6.2014	43.161	301.573
FNOI-D-161A	87,760	84,123	87,178	11.6.2014	19.357	129.757

Symbol	High	Low	Last	Date of last trade	Volume	Turnover
FNOI-D-167A	84,010	80,511	83,438	11.6.2014	33.594	215.798
FNOI-D-171A	80,510	77,018	79,814	11.6.2014	25.508	156.944
FNOI-D-177A	77,510	73,729	76,408	11.6.2014	18.431	109.051
FNOI-D-181A	73,088	70,529	73,088	11.6.2014	19.791	109.356
FNOI-D-187A	69,972	67,517	69,972	11.6.2014	16.301	86.299
FNOI-D-191A	66,935	64,587	66,935	11.6.2014	13.480	68.248
FNOI-D-197A	64,072	61,829	64,072	11.6.2014	12.569	60.326
HP-O-155A	104,750	103,500	104,000	11.6.2014	1.614.000	1.681.305
HUPZ-R-A	1.600,000	1.400,000	1.600,000	23.6.2014	1.757	2.795.250
HZLA-R-A	12,130	12,130	12,130	9.1.2014	2.048	24.842
JAKT-R-A	17,000	17,000	17,000	24.4.2014	43.708	743.036
JDBA-R-A	901,000	901,000	901,000	1.4.2014	595	536.095
JDGL-O-166A	98,740	98,740	98,740	5.5.2014	300.000	296.220
JRLN-O-17AA	100,650	99,850	100,200	17.3.2014	1.973.500	15.110.535
KBZ-R-A	231,250	231,250	231,250	6.6.2014	2.842	657.213
KOKA-R-A	166,200	166,200	166,200	12.3.2014	10	1.662
KORF-R-A	177,000	177,000	177,000	19.5.2014	3.400	601.800
LEDO-R-A	8.630,000	8.630,000	8.630,000	3.4.2014	4.448	38.386.240
OIV-O-14BA	102,720	102,720	102,720	26.3.2014	14.334.000	14.723.885
PIKR-R-A	170,000	170,000	170,000	1.4.2014	2.685	456.450
PTKM-M-416A	99,959	99,959	99,959	16.4.2014	3.700.000	3.698.483
PTKM-M-430A	98,937	98,937	98,937	30.6.2014	700.000	692.559
RHMF-O-142A	100,340	99,800	99,900	7.2.2014	184.902.000	1.412.936.534
RHMF-O-157A	103,800	102,950	103,300	16.6.2014	38.387.200	302.246.421
RHMF-O-15CA	104,300	103,550	104,150	30.6.2014	1.328.991.000	1.381.780.096
RHMF-O-167A	106,200	103,750	106,200	30.6.2014	2.225.389.512	2.342.998.695
RHMF-O-172A	104,300	100,900	104,300	26.6.2014	249.752.400	257.360.790
RHMF-O-17BA	109,400	105,600	109,400	30.6.2014	595.816.384	637.199.587
RHMF-O-187A	105,400	101,500	105,400	26.6.2014	244.878.277	254.437.114
RHMF-O-19BA	108,310	101,257	108,100	30.6.2014	430.678.870	3.436.094.628
RHMF-O-203A	115,300	107,100	115,300	18.6.2014	70.375.822	76.466.995
RHMF-O-203E	114,100	107,000	114,000	26.6.2014	118.167.000	993.075.760
RHMF-O-227E	117,850	108,150	117,850	27.6.2014	20.223.500	173.161.379
RHMF-O-247E	112,100	99,500	111,400	30.6.2014	348.378.570	2.771.795.039
RIBA-O-17BA	107,600	102,500	103,875	30.6.2014	49.810.000	51.492.020
SAPN-R-A	180,000	180,000	180,000	15.5.2014	14.842	2.671.560
TNPL-R-A	300,000	300,000	300,000	21.5.2014	378	113.400
ZABA-R-A	28,000	28,000	28,000	4.4.2014	23.466	657.048
Total					5.948.452.915	14.214.457.787

2 Members

2.1 Top 10 Members by Equity Turnover

Rank	Member	Equity turnover (HRK)	Market share (%)
1	Erste&Steiermarkische Bank d.d.	792.433.450	24,15
2	Interkapital vrijednosni papiri d.o.o.	699.493.059	21,32
3	HITA vrijednosnice d.d.	325.105.248	9,91
4	Fima vrijednosnice d.o.o.	312.055.503	9,51
5	Agram brokeri d.d.	268.702.005	8,19
6	Zagrebačka banka d.d.	241.236.546	7,35
7	Privredna banka Zagreb d.d.	201.705.705	6,15
8	Raiffeisenbank Austria d.d.	146.985.058	4,48
9	Hypo Alpe-Adria-Bank d.d.	58.506.230	1,78
10	Societe Generale-Splitska banka d.d.	47.388.202	1,44

2.2 Top 10 Members by Structured Products Turnover

Rank	Member	Structured Products turnover (HRK)	Market share (%)
1	Erste&Steiermarkische Bank d.d.	54.104.590	48,69
2	HITA vrijednosnice d.d.	15.720.212	14,15
3	Agram brokeri d.d.	14.287.096	12,86
4	Privredna banka Zagreb d.d.	11.653.633	10,49
5	Antea brokeri d.o.o.	5.262.655	4,74
6	Zagrebačka banka d.d.	3.997.178	3,60
7	Fima vrijednosnice d.o.o.	3.003.672	2,70
8	Interkapital vrijednosni papiri d.o.o.	2.839.104	2,55
9	Credos d.o.o.	179.531	0,16
10	BANKA SPLITSKO-DALMATINSKA d.d.	63.240	0,06

2.3 Top 10 Members by Bond Turnover

Rank	Member	Bond turnover (HRK)	Market share (%)
1	Interkapital vrijednosni papiri d.o.o.	237.604.562	32,00
2	Agram brokeri d.d.	172.396.741	23,22
3	Zagrebačka banka d.d.	110.738.586	14,91
4	Raiffeisenbank Austria d.d.	87.100.090	11,73
5	Erste&Steiermarkische Bank d.d.	66.497.038	8,96
6	Societe Generale-Splitska banka d.d.	22.155.495	2,98
7	Privredna banka Zagreb d.d.	19.934.539	2,68
8	Podravska banka d.d.	12.649.258	1,70
9	Croatia banka d.d.	5.410.555	0,73
10	Hrvatska poštanska banka d.d.	4.382.000	0,59

2.4 1.12. Top 10 Members by Total Turnover

Rank	Member	Total turnover (HRK)	Market share (%)
1	Interkapital vrijednosni papiri d.o.o.	939.936.725	22,73
2	Erste&Steiermarkische Bank d.d.	913.035.078	22,08
3	Agram brokeri d.d.	455.385.841	11,01
4	Zagrebačka banka d.d.	355.972.310	8,61
5	HITA vrijednosnice d.d.	342.053.796	8,27
6	Fima vrijednosnice d.o.o.	315.932.096	7,64
7	Raiffeisenbank Austria d.d.	234.085.148	5,66
8	Privredna banka Zagreb d.d.	233.293.876	5,64
9	Societe Generale-Splitska banka d.d.	69.543.696	1,68
10	Hypo Alpe-Adria-Bank d.d.	60.011.024	1,45

2.5 Top 10 Members by Number of Trades

Rank	Member	Number of trades	Market share (%)
1	Agram brokeri d.d.	49.053	43,17
2	Hita vrijednosnice d.d.	34.775	30,60
3	Interkapital vrijednosni papiri d.o.o.	27.232	23,96
4	Privredna banka Zagreb d.d.	24.352	21,43
5	Fima-vrijednosnice d.o.o.	18.999	16,72
6	Erste&Steiermarkische banka d.d.	18.842	16,58
7	Zagrebačka banka d.d.	15.294	13,46
8	Raiffeisenbank Austria d.d.	8.593	7,56
9	Hypo-Alpe-Adria Bank d.d.	5.217	4,59
10	Societe Generale-Splitska banka d.d.	4.972	4,38

2.6 Stocks with Market Makers

	Symbol	Issuer	Market Maker
1	ADPL-R-A	AD Plastik d.d.	Erste&Steiermärkische Bank d.d.
2	ADPL-R-A	AD Plastik d.d.	Interkapital vrijednosni papiri d.o.o.
3	ATGR-R-A	Atlantic Grupa d.d.	Raiffeisenbank Austria d.d.
4	ATGR-R-A	Atlantic Grupa d.d.	Zagrebačka banka d.d.
5	DDJH-R-A	Đuro Đaković Holding d.d.	Erste&Steiermärkische Bank d.d.
6	HT-R-A	Hrvatski Telekom d.d.	Erste&Steiermärkische Bank d.d.
7	HT-R-A	Hrvatski Telekom d.d.	Interkapital vrijednosni papiri d.o.o.
8	LEDO-R-A	Ledo d.d.	Erste&Steiermärkische Bank d.d.
9	LEDO-R-A	Ledo d.d.	Raiffeisenbank Austria d.d.
10	PODR-R-A	Podravka d.d.	Interkapital vrijednosni papiri d.o.o.
11	ULPL-R-A	Uljanik Plovidba d.d.	Raiffeisenbank Austria d.d.

3 Corporate Actions

3.1 New Listings

3.1.1 Equities

	Issuer	Listing date	Number of listed shares	Nominal value
MTP - Fortis				
TNPL-R-A	TANKERSKA PLOVIDBA d.d.	20.05.2014.	626.385	600,00
STPL-R-A	STRAŽAPLASTIKA d.d.	20.05.2014.	71.589	400,00
HRUC-R-A	HERUC d.d.	20.05.2014.	106.719	200,00

3.1.2 Structured Products

Symbol	Product name	Issuer	Listing date	Number of listed
Regular Market				
EGB-S-LBU5	Turbos EURO BUND FUTURE long	Erste Group Bank AG	26.05.2014.	HRK 250.000
EGB-S-SBU6	Turbos EURO BUND FUTURE short	Erste Group Bank AG	26.05.2014.	EUR 250.000
EGB-S-SBU7	Turbos EURO BUND FUTURE short	Erste Group Bank AG	26.05.2014.	HRK 250.000
EGB-S-LDXA	Turbos DAX long	Erste Group Bank AG	10.06.2014.	HRK 250.000
EGB-S-LDXB	Turbos DAX long	Erste Group Bank AG	10.06.2014.	HRK 250.000
EGB-S-LGD8	Turbos zlato long	Erste Group Bank AG	10.06.2014.	HRK 100.000
EGB-S-LSL8	Turbos srebro long	Erste Group Bank AG	10.06.2014.	HRK 500.000
EGB-S-LSP7	Turbos E-mini S&P 500 long	Erste Group Bank AG	10.06.2014.	HRK 1.000.000
EGB-S-SSL6	Turbos srebro short	Erste Group Bank AG	10.06.2014.	HRK 500.000
EGB-S-SSP7	Turbos E-mini S&P 500 long	Erste Group Bank AG	10.06.2014.	HRK 1.000.000

3.1.3 Commercial Papers

Symbol	Issuer	Listing date	Number of listed bonds	Nominal value
Official Market				
PTKM-M-516A	PETROKEMIJA d.d.	30.04.2014.	6.611.111	1,00 HRK
PTKM-M-516E	PETROKEMIJA d.d.	30.04.2014.	888.888	1,00 EUR

3.2 Delistings

3.2.1 Equities

Symbol	Issuer	Last trading date	Delisting date
Regular Market			
TNPL-R-A	TANKERSKA PLOVIDBA d.d.	09.04.2014.	10.04.2014.
INDG-R-A	INDUSTROGRADNJA d.d.	14.05.2014.	15.05.2014.
JAKT-R-A	JADRAN KAPITAL d.d.	27.06.2014.	30.06.2014.
MTP - Fortis			
KOSN-R-A	Končar – električni aparati srednjeg napona d.d.	30.05.2014.	30.05.2014.

3.2.2 Bonds

Symbol	Issuer	Last trading date	Delisting date
Official Market			
FNOI-D-147A	Fond za naknadu oduzete imovine	24.06.2014.	01.07.2014.

3.2.3 Commercial Papers

Symbol	Issuer	Last trading date	Delisting date
Regular Market			
MTEL-M-418E	METRONET TELEKOMUNIKACIJE d.d.	22.04.2014.	28.04.2014.
Official Market			
PTKM-M-416A	PETROKEMIJA d.d.	14.04.2014.	18.04.2014.
PTKM-M-416E	PETROKEMIJA d.d.	14.04.2014.	18.04.2014.

3.2.4 Structured Products

Symbol	Product name	Issuer	Last trading date	Delisting date
Regular Market				
EGB-S-LNG3	Turbos HENRY HUB N. GAS long	Erste Group Bank AG	02.04.2014.	02.04.2014.
EGB-S-SSP5	Turbos E-mini S&P 500 short	Erste Group Bank AG	03.04.2014.	03.04.2014.
EGB-S-SBU4	Turbos EURO BUND FUTURE short	Erste Group Bank AG	11.04.2014.	11.04.2014.
EGB-S-LSL7	Turbos srebro long	Erste Group Bank AG	15.04.2014.	15.04.2014.
EGB-S-SBU5	Turbos EURO BUND FUTURE short	Erste Group Bank AG	14.05.2014.	14.05.2014.
EGB-S-LGD7	Turbos zlato long	Erste Group Bank AG	29.05.2014.	29.05.2014.
EGB-S-LSL6	Turbos srebro long	Erste Group Bank AG	02.06.2014.	02.06.2014.
EGB-S-SDX8	Turbos DAX short	Erste Group Bank AG	05.06.2014.	05.06.2014.

Symbol	Product name	Issuer	Last trading date	Delisting date
EGB-S-SWL5	Turbos WTI light sweet (nafta) short	Erste Group Bank AG	12.06.2014.	12.06.2014.
EGB-S-SBU6	Turbos EURO BUND FUTURE short	Erste Group Bank AG	20.06.2014.	20.06.2014.

3.3 Capital Increases

Symbol	Issuer	Listing date	Number of additional shares	Total number of listed shares
Official Market				
SUNH-R-A	SUNČANI HVAR d.d.	18.04.2014.	1.030.317	8.341.288

3.4 Commercial Papers

Symbol	Issuer	Last trading date	Delisting date
Official Market			
PTKM-M-416A	PETROKEMIJA d.d.	14.04.2014.	18.04.2014.

3.5 Capital Decreases

Symbol	Issuer	Date	Before		After		
			No. of shares	Nom. value.	No. of shares	Nom. value.	
Official Market							
DLKV-R-A	DALEKOVOD d.d.	10.04.2014.	2.867.265	100,00	2.867.265	10,00	
IGH-R-A	INSTITUT IGH d.d.	10.06.2014.	264.170	400,00	264.170	190,00	
PTKM-R-A	PETROKEMIJA d.d.	10.06.2014.	4.436.447	170,00	4.436.447	30,00	
Regular Market							
HTPK-R-A	HTP KORČULA d.d.	11.04.2014.	427.431	300,00	427.431	50,00	
BPBA-R-A	VABA d.d. BANKA VARAŽDIN	04.06.2014.	1.787.111	-	1.787.111	10,00*	

3.6 Changes in nominal value of shares and capital increase

Symbol	Issuer	Date	Before		After		
			No. of shares	Nom. value.	No. of shares	Nom. value.	
MTP-Fortis							
VLHO-R-A	VALAMAR GRUPA d.d.	15.04.2014.	6.295.636	-	6.610.114	-	
JDGL-R-A	JADRAN-GALENSKI LABORATORIJ d.d.	18.04.2014.	583.100	100,00	589.540	100,00	
BRBA-R-A	KENTBANK d.d.	04.06.2014.	50.533	3.800,00	60.588	3.800,00	

4 Listed Financial Instruments

4.1 Stocks

No..	Symbol	Issuer	Listed quantity	Nominal value	Free float (%)
Official Market					
1	ADPL-R-A	AD Plastik d.d.	4.199.584	100 HRK	64,41
2	ATGR-R-A	Atlantic Grupa d.d.	3.334.300	40 HRK	26,64
3	CROS-P-A	Croatia osiguranje d.d.	8.750	1400 HRK	63,11
4	CROS-R-A	Croatia osiguranje d.d.	307.598	1400 HRK	6,41
5	DLKV-R-A	Dalekovod d.d.	2.867.265	10 HRK	92,72
6	HT-R-A	HT d.d.	81.888.535	100 HRK	42,00
7	IGH-R-A	Institut IGH d.d.	264.170	190 HRK	61,91
8	INA-R-A	Ina d.d.	10.000.000	900 HRK	6,08
9	INGR-R-A	Ingra d.d.	13.545.200		94,29
10	KOEI-R-A	Končar - elektroindustrija d.d.	2.572.119	400 HRK	74,85
11	LEDO-R-A	Ledo d.d.	313.920	380 HRK	48,66
12	LKPC-R-A	Luka Ploče d.d.	422.967	400 HRK	74,38
13	MDKA-R-A	Medika d.d.	30.194	3120 HRK	15,03
14	MGMA-R-A	Magma d.d.	4.874.160	10 HRK	34,00
15	OPTE-R-A	OT-Optima telekom d.d.	2.820.070	10 HRK	28,37
16	PODR-R-A	Podravka d.d.	5.420.003	200 HRK	68,23
17	PTKM-R-A	Petrokemija d.d.	4.436.447	30 HRK	56,17
18	ULPL-R-A	Uljanik Plovidba d.d.	580.000	400 HRK	79,03
19	ULJN-R-A	ULJANIK d. d.	3.356.250	90 HRK	79,22
20	VART-R-I	Varteks d. d.	2.220.807	50 HRK	50,74
21	VERN-R-A	Genera d.d.	1.844.860	100 HRK	27,77
22	VIRO-R-A	Viro tvornica šećera d.d.	1.386.667		27,12
Regular Market					
23	3MAJ-R-A	3. maj brodogradilište d.d.	1.261.401	100 HRK	16,65
24	ACI-R-A	ACI d. d.	111.060	3600 HRK	14,67
25	ADRS-P-A	Adris grupa d.d.	6.784.100	10 HRK	87,38
26	ADRS-R-A	Adris grupa d.d.	9.615.900	10 HRK	53,45
27	AGMM-R-A	Agromedimurje d.d.	41.390	1900 HRK	32,08
28	AMDN-R-A	Apartmani Medena d.d.	765.376	300 HRK	84,68
29	ARNT-R-A	Arenaturist d. d.	2.182.500	20 HRK	25,85
30	ATLN-R-A	Excelsa nekretnine d.d.	3.335.801		14,17
31	ATLS-R-A	Atlas d.d. Dubrovnik	1.904.315		11,86
32	ATPL-R-A	Atlantska plovidba d.d.	1.395.520	300 HRK	78,18
33	AUHR-R-A	Auto Hrvatska d.d. Zagreb	500.000	100 HRK	69,59

No..	Symbol	Issuer	Listed quantity	Nominal value	Free float (%)
34	BD62-R-A	Badel 1862 d.d.	752.106	100 HRK	32,21
35	BDMR-R-A	Brodamerkur d.d.	99.331	1900 HRK	7,09
36	BLKL-R-A	Bilokalnik-IPA d.d.	499.582	300 HRK	8,15
37	BLJE-R-A	Belje d.d. Darda	8.215.487	100 HRK	32,45
38	BPBA-R-A	VABA d.d.	1.787.111		46,47
39	BRIN-R-A	ZIF Breza d.d.	506.000	100 HRK	60,38
40	BRNK-R-A	Brionka d. d.	132.410	380 HRK	41,27
41	BRST-R-A	Brestovac d.d.	172.800	300 HRK	12,14
42	CHAG-R-A	Chromos agro d.d.	120.497	300 HRK	39,85
43	CKML-R-A	Čakovečki mlinovi d.d.	105.000	400 HRK	54,32
44	CRAL-P-A	Croatia airlines d.d.	17.590	10 HRK	3,85
45	CRAL-P-A1	Croatia airlines d.d.	6.762	10 HRK	0,00
46	CRAL-P-A2	Croatia airlines d.d.	13.025	10 HRK	0,00
47	CRAL-P-A3	Croatia airlines d.d.	7.356	10 HRK	0,00
48	CRAL-P-A4	Croatia airlines d.d.	6.464	10 HRK	2,58
49	CRAL-R-A	Croatia airlines d.d.	4.924.279	20 HRK	2,90
50	CTKS-R-A	Čateks d.d.	246.201	200 HRK	57,59
51	DALS-R-A	Dalma d.d.	1.241.157	370 HRK	5,22
52	DDJH-R-A	Đuro Đaković holding d.d.	3.237.068	80 HRK	47,97
53	DTR-R-A	DTR d.d.	107.850	370 HRK	8,70
54	DUPM-R-A	Dubrovačko primorje d.d.	354.410	300 HRK	8,08
55	ELKL-R-A	Elektrometal d.d.	83.867	380 HRK	58,20
56	ELKP-R-A	Elektroprojekt d.d.	89.800	380 HRK	60,14
57	ELPR-R-A	Elektropromet d.d.	334.860	300 HRK	41,64
58	ERNT-R-A	Ericsson Nikola Tesla d.d.	1.331.650	100 HRK	50,64
59	FMPS-R-A	ZIF Fima Proprius d.d.	2.003.172	60 HRK	35,12
60	FNVC-R-A	Finvest Corp d. d.	617.751	250 HRK	9,26
61	HBRL-R-A	Hoteli Brela d.d.	14.354.170	10 HRK	10,42
62	HBVD-R-A	Hoteli Baška voda d.d.	286.383	80 HRK	7,72
63	HCVT-R-A	Hoteli Cavtat d.d.	614.180	200 HRK	7,80
64	HDEL-R-A	Hidroelektra niskogradnja d.d.	623.881	100 HRK	38,83
65	HEFA-R-A	Helios Faros d.d.	338.420	200 HRK	15,53
66	HGSP-R-A	HG Spot d.d. u stečaju	330.000	100 HRK	64,63
67	HHLD-R-A	Hoteli Haludovo Malinska d.d.	10.732.908	20 HRK	4,86
68	HIMR-R-A	Imperial d.d.	635.855	400 HRK	38,89
69	HJDR-R-A	Hoteli Jadran d.d.	107.115	700 HRK	13,73
70	HMAM-R-A	Hoteli Makarska d.d.	1.119.470	200 HRK	10,77
71	HMDN-R-A	Hotel Medena d.d.	393.800	300 HRK	17,07
72	HMST-R-A	Hoteli Maestral d.d.	515.720	200 HRK	14,97
73	HPB-R-A	HPB d.d.	594.836	1100 HRK	0,78
74	HPDG-R-A	Hoteli Podgora d.d.	366.250	370 HRK	37,85

No..	Symbol	Issuer	Listed quantity	Nominal value	Free float (%)
75	HTCP-R-A	Hoteli Tučepi, d.d.	548.200	300 HRK	8,59
76	HTPK-R-A	HTP Korčula d.d.	427.431	50 HRK	49,79
77	HTPO-R-A	HTP Orebić d.d.	175.820	200 HRK	24,91
78	HUPZ-R-A	HUP - Zagreb d.d.	449.185	400 HRK	35,97
79	HVDC-R-A	Hoteli Vodice d.d.	468.634		14,27
80	HZLA-R-A	Hoteli Zlatni rat d.d.	725.519	360 HRK	25,10
81	HZVG-R-A	Hoteli Živogošće d.d.	302.760	370 HRK	26,48
82	IKBA-P-A	Istarska kreditna banka Umag d.d.	3.026	1100 HRK	56,08
83	IKBA-R-A	Istarska kreditna banka Umag d.d.	144.974	1100 HRK	50,79
84	ILRA-R-A	Ilijija d.d.	249.386	450 HRK	11,62
85	IMZV-R-A	Imunološki zavod d.d.	225.284	380 HRK	26,59
86	IPKK-R-A	Termes grupa d.d.	715.090	100 HRK	10,40
87	ISTR-R-A	Istra d.d.	64.980	1700 HRK	15,72
88	JDBA-R-A	Jadranska banka d.d.	119.623	2000 HRK	70,83
89	JDGT-R-A	Jadroagent d.d.	110.845	400 HRK	100,00
90	JDOS-R-A	Jadransko osiguranje d.d.	125.000	400 HRK	69,58
91	JDPL-R-A	Jadroplov d.d.	1.636.674	360 HRK	29,36
92	JDRA-R-A	Jadranka d. d.	332.484	1000 HRK	6,12
93	JDRF-R-A	Jadran film d.d.	163.470	100 DEM	11,73
94	JDTC-R-A	Jadran d.d.	141.633	300 HRK	27,46
95	JLSA-R-A	Jelsa d.d.	1.343.473	70 HRK	3,19
96	JMNC-R-A	Jamnica d.d.	22.126	3800 HRK	14,00
97	JNAF-R-A	Janaf d.d.	1.007.658	2770 HRK	8,64
98	KABA-P-A	Karlovačka banka d.d.	10.824	100 HRK	33,67
99	KABA-R-A	Karlovačka banka d.d.	1.328.233	10 HRK	57,51
100	KAPF-R-A	Kapitalni fond d.d.	3.845.501	100 HRK	0,01
101	KBZ-R-A	Kreditna banka Zagreb d.d.	1.865.532	100 HRK	25,82
102	KMSK-R-A	Kamensko d.d.	212.671	400 HRK	60,26
103	KODT-P-A	Končar - distributivni i specijalni transformatori d.d.	61.428	300 HRK	90,74
104	KODT-R-A	Končar - distributivni i specijalni transformatori d.d.	194.188	300 HRK	27,10
105	KOES-R-A	Koestlin d.d.	130.276	700 HRK	12,01
106	KOKA-R-A	Koka d.d.	903.220	200 HRK	7,62
107	KORF-R-A	Valamar Adria Holding d.d.	7.467.235	50 HRK	40,04
108	KOSK-P-A	Končar - sklopna postrojenja d.d.	40.718	130 HRK	79,50
109	KOSK-R-A	Končar - sklopna postrojenja d.d.	82.502	130 HRK	8,15
110	KRAS-R-A	Kraš d.d.	1.373.621	400 HRK	62,73
111	KSST-R-A	Kaštelanski staklenici d.d.	113.593	2500 HRK	25,45
112	KTJV-R-A	Kutjevo d.d.	5.726.429	50 HRK	6,71
113	KTKS-R-A	Koteks d.d.	669.467	50 HRK	9,77
114	LKRI-R-A	Luka Rijeka d.d.	5.980.475	100 HRK	20,71

No..	Symbol	Issuer	Listed quantity	Nominal value	Free float (%)
115	LPLH-R-A	Lošinjska plovidba - holding d.d.	662.416	350 HRK	44,24
116	LRH-R-A	Liburnia Riviera Hoteli d.d.	302.641	3200 HRK	13,15
117	LURA-R-A	Dukat d.d.	3.000.000	100 HRK	6,30
118	LVCV-R-A	Lavčević d.d.	478.200	300 HRK	23,68
119	MAIS-R-A	Maistra d. d.	10.944.339		10,89
120	MIV-R-A	MIV d.d.	15.018	3700 HRK	40,53
121	MLNR-R-A	Mlinar d.d.	195.409	400 HRK	5,16
122	MLNR-R-B	Mlinar d.d.	60.000	660 HRK	0,52
123	MRNA-R-A	Mirna d.d.	368.040	100 HRK	5,14
124	MRSK-R-A	Maraska d.d.	998.833	70 HRK	2,50
125	NVBA-R-A	Nava banka d.d.	426.981	30 HRK	32,01
126	OLVD-R-A	Olympia Vodice d.d.	468.786	HRK	10,78
127	PAN-R-A	PAN - trgopromet d.d.	532.207	100 HRK	7,19
128	PBZ-R-A	PBZ d.d.	19.074.769	100 HRK	2,19
129	PDBA-R-A	Podravska banka d.d.	668.749	400 HRK	34,09
130	PIKR-R-A	PIK d. d.	233.460	350 HRK	52,92
131	PIVK-R-A	PIK-Vinkovci d.d.	317.225	400 HRK	15,82
132	PLAG-P-A	Plava laguna d.d.	105.000	1000 HRK	0,00
133	PLAG-R-A	Plava laguna d.d.	546.318		17,99
134	PLCH-R-A	Palace hotel Zagreb d.d.	126.726	400 HRK	12,64
135	PLJK-R-A	Puljanka d.d.	1.055.558	100 HRK	22,30
136	PPOR-R-A	PP Orahovica d.d.	165.803	100 HRK	4,10
137	PUNT-P-A	Pounje d.d.	300.000	10 HRK	0,00
138	PUNT-R-A	Pounje d.d.	1.333.350	10 HRK	81,63
139	QUNE-R-A	Quaestus nekretnine d.d. u likvidaciji	2.255.463	80 HRK	80,96
140	RIZO-R-A	RIZ-odašiljači d.d.	374.179	370 HRK	32,85
141	SAPN-R-A	Saponia d.d.	658.564	300 HRK	12,22
142	SCOS-R-A	Sunce osiguranje d.d.	407.261	100 HRK	24,71
143	SLDM-R-A	Slobodna Dalmacija d.d.	5.221.116	70 HRK	4,54
144	SLPF-R-A	Slavonski ZIF d.d.	3.346.418	20 HRK	42,96
145	SLRS-R-A	Solaris d.d.	617.719	300 HRK	8,08
146	SNBA-R-A	Slatinska banka d.d.	918.972	100 HRK	70,55
147	SPVA-R-A	Spačva d.d. Vinkovci	276.522	20 HRK	9,56
148	SSNC-P-A1	Banco Popolare Croatia	18.200	500 HRK	5,74
149	SSNC-R-A	Banco Popolare Croatia	172.060	500 HRK	0,90
150	SUNH-R-A	Sunčani Hvar d.d.	8.341.288	40 HRK	11,09
151	THNK-R-A	Tehnika d.d.	189.460	900 HRK	72,70
152	TISK-R-A	Tisak d.d.	2.386.587	100 HRK	16,54
153	TKPR-R-A	Tekstilpromet d.d.	81.842	400 HRK	49,09
154	TLM-R-A	TLM d.d.	1.840.082		11,96
155	TNKC-R-A	Tankerkomerc d.d.	34.182	1880 HRK	57,76

No..	Symbol	Issuer	Listed quantity	Nominal value	Free float (%)
156	TOZ-R-A	TOZ penkala, Tvornica olovaka Zagreb d.d.	200.000	300 HRK	44,58
157	TRFM-R-A	Terra firma d. d.	36.000	1000 HRK	29,92
158	TRMD-R-A	Terra Mediterranea d.d.	230.997	100 HRK	56,68
159	TUHO-R-A	Turisthotel d.d.	394.756	360 HRK	67,76
160	VDKT-R-A	Viadukt d.d.	456.813	300 HRK	77,12
161	VDZG-R-A	Vodoprivreda Zagreb d.d.	395.449	100 HRK	12,56
162	VELO-R-A	Velebit osiguranje d.d.	1.517.100		24,73
163	VIS-R-A	Vis d.d.	517.839	100 HRK	31,28
164	VJSN-R-A	Vjesnik d.d.	1.061.683	100 HRK	9,08
165	VLBT-R-A	Velebit, zatvoreni investicijski fond, d.d. u likvidaciji	674.004	10 HRK	57,98
166	VLEN-R-B	Viktor Lenac d.d.	13.844.447	10 HRK	7,94
167	VPIK-R-A	Vupik d.d.	1.505.473	400 HRK	38,31
168	VZIO-R-A	Velebit životno osiguranje d.d.	1.060.000		30,42
169	ZABA-R-A	Zagrebačka banka d.d.	320.241.955	20 HRK	3,79
170	ZLAR-R-A	Zlatni rat d.d.	1.839.195	10 HRK	6,33
171	ZPKL-R-A	Zagrebačke pekarnice Klara d.d.	283.760	400 HRK	24,32
172	ZTNJ-R-A	Žitnjak d.d.	205.643	690 HRK	10,57
173	ZVCV-R-A	Zvečevo d.d.	307.808	200 HRK	37,00
174	ZVZD-R-A	Zvijezda d.d.	100.257	2000 HRK	20,54
MTP - Fortis					
1	ADBK-R-A	Auto-Dubrovnik d.d.	60.073	300 HRK	11,54
2	ASER-R-A	Automehanika servisi d.d.	26.843	400 HRK	0,00
3	BCIN-R-A	BC Institut d.d.	166.500	180 HRK	36,95
4	BDSS-R-A	Brodospas d.d. Split	372.331	80 HRK	21,91
5	BRBA-P-A	KentBank d. d.	2.547	3800 HRK	69,42
6	EHOS-R-A	Euroherc osiguranje d.d.	305.010	200 HRK	70,60
7	EPLT-R-A	Europlantaže d.d.	444.260	10 HRK	11,16
8	EXPD-R-A	Exportdrvo d.d.	45.500	400 HRK	20,67
9	FRNK-R-A	Franck d.d.	427.170	680 HRK	17,62
10	GBRT-R-A	Gabarit d.d.	68.100	10 HRK	2,40
11	GRAF-R-A	GRAFIČAR - d.d.	74.000	400 HRK	52,56
12	HMNS-R-A	Humanitas d.d.	1.341.190	10 HRK	2,78
13	HRDH-R-A	Hrvatski duhani d.d.	842.807	300 HRK	7,30
14	HRUC-R-A	HERUC d.d.	106.719	200 HRK	17,58
15	INFS-R-A	Infosistem d.d.	53.557	400 HRK	50,26
16	ISAU-R-A	Istra - auto d.d.	83.523	200 HRK	11,16
17	JDGL-R-A	JADRAN - GALENSKI LABORATORIJ d. d.	583.100	100 HRK	48,29
18	KMKA-R-A	Kemika d.d.	95.259	300 HRK	33,57
19	KOTR-P-A	Končar - mjerni transformatori d.d.	27.132	300 HRK	75,47
20	KTKA-R-A	KOTKA d.d.	33.077	800 HRK	35,40

No..	Symbol	Issuer	Listed quantity	Nominal value	Free float (%)
21	LCDS-R-A	Lucidus d.d.	2.531.200	100 HRK	26,09
22	MESR-R-A	Meso-rad d.d.	133.102	100 HRK	21,89
23	MIVA-R-A	Vajda d.d. Čakovec	64.930	390 HRK	98,27
24	MTSM-R-A	MONTER-STROJARSKE MONTAŽE d.d.	5.241	3600 HRK	37,86
25	NEXE-R-A	Nexe grupa d.d.	9.463.780	10 HRK	13,28
26	OPEK-R-A	Opeka d.d.	516.000	100 HRK	10,61
27	PRFC-R-A	Proficio d.d.	3.912.908	10 HRK	44,80
28	PSMR-R-A	Pismorad d.d.	23.290	370 HRK	45,14
29	RIVP-R-A	Riviera Adria d.d.	106.546.340		11,50
30	RZVI-R-A	Razvitak d.d.	2.123.040	10 HRK	8,71
31	SM86-R-A	SEM 1986 d.d.	136.432	100 HRK	17,56
32	SNHO-R-A	SN holding d.d.	2.670.000		32,94
33	SPNV-R-A	Spin Valis d.d.	65.706	400 HRK	25,78
34	STPL-R-A	STRAŽAPLASTIKA d.d.	71.589	400 HRK	33,60
35	TDZ-R-A	Tvornica duhana Zagreb d.d.	324.808	700 HRK	3,87
36	THMT-R-A	TEHNOMONT d.d.	268.321	300 HRK	22,22
37	TNPL-R-A	TANKERSKA PLOVIDBA d.d.	626.385	600 HRK	17,13
38	TSHC-R-A	Tvornica stočne hrane d.d.	13.551	1800 HRK	74,57
39	VLHO-R-A	Valamar grupa d.d.	6.610.114		18,92
40	ZEP-R-A	Zagrebačko elektrotehničko poduzeće d.d.	75.560	370 HRK	61,99

4.2 Bonds

Symbol	Issuer	Nominal value	Listed quantity	Coupon rate	Maturity
Official Market					
ATGR-O-169A	Atlantic Grupa d.d.	1 HRK	115.000.000	6,750	20.9.2016
FNOI-D-147A	Fond za naknadu oduzete imovine	1 EUR	3.733.790	0,000	1.7.2014
FNOI-D-151A	Fond za naknadu oduzete imovine	1 EUR	3.733.790	0,000	1.1.2015
FNOI-D-157A	Fond za naknadu oduzete imovine	1 EUR	3.733.790	0,000	1.7.2015
FNOI-D-161A	Fond za naknadu oduzete imovine	1 EUR	3.733.790	0,000	1.1.2016
FNOI-D-167A	Fond za naknadu oduzete imovine	1 EUR	3.733.790	0,000	1.7.2016
FNOI-D-171A	Fond za naknadu oduzete imovine	1 EUR	3.733.790	0,000	1.1.2017
FNOI-D-177A	Fond za naknadu oduzete imovine	1 EUR	3.733.790	0,000	1.7.2017
FNOI-D-181A	Fond za naknadu oduzete imovine	1 EUR	3.733.790	0,000	1.1.2018
FNOI-D-187A	Fond za naknadu oduzete imovine	1 EUR	3.733.790	0,000	1.7.2018
FNOI-D-191A	Fond za naknadu oduzete imovine	1 EUR	3.733.790	0,000	1.1.2019
FNOI-D-197A	Fond za naknadu oduzete imovine	1 EUR	3.733.790	0,000	1.7.2019
GDRI-O-167A	Grad Rijeka	1 EUR	24.574.513	4,125	18.7.2016
GDST-O-15BA	Grad Split	1 EUR	8.100.000	4,750	27.11.2015
GDST-O-177A	Grad Split	1 EUR	8.200.000	6,000	8.7.2017

Symbol	Issuer	Nominal value	Listed quantity	Coupon rate	Maturity
HEP-O-17CA	HEP d.d.	1 HRK	700.000.000	6,500	7.12.2017
HOTR-O-173A	Hospitalija trgovina d.o.o.	1 EUR	7.715.000	9,750	23.3.2017
HP-O-155A	HP - Hrvatska pošta d.d.	1 HRK	400.000.000	7,750	31.5.2015
IGH-O-176A	Institut IGH d.d.	1 EUR	10.000.000	9,000	6.6.2017
INGR-O-11CA	Ingra d.d.	1 HRK	162.425.661	6,125	6.12.2016
JDGL-O-166A	JADRAN - GALENSKI LABORATORIJ d. d.	1 HRK	140.000.000	4,800	10.6.2016
JRLN-O-17AA	Jadrolinija	1 EUR	11.000.000	6,500	24.10.2017
MTEL-O-137A	Metronet telekomunikacije d.d.	0,5 EUR	19.800.000	4,500	19.3.2022
OIV-O-14BA	Odašiljači i veze d.o.o.	1 HRK	100.000.000	7,250	20.11.2014
PLOR-O-157A	Plodine d. d.	1 HRK	62.170.000	9,000	10.7.2015
RHMF-O-157A	Ministarstvo financija Republike Hrvatske	1 EUR	350.000.000	4,250	14.7.2015
RHMF-O-15CA	Ministarstvo financija Republike Hrvatske	1 HRK	5.500.000.000	5,250	15.12.2015
RHMF-O-167A	Ministarstvo financija Republike Hrvatske	1 HRK	3.500.000.000	5,750	22.7.2016
RHMF-O-172A	Ministarstvo financija Republike Hrvatske	1 HRK	5.500.000.000	4,750	8.2.2017
RHMF-O-17BA	Ministarstvo financija Republike Hrvatske	1 HRK	4.000.000.000	6,250	25.11.2017
RHMF-O-187A	Ministarstvo financija Republike Hrvatske	1 HRK	2.750.000.000	5,250	10.7.2018
RHMF-O-19BA	Ministarstvo financija Republike Hrvatske	1 EUR	1.000.000.000	5,375	29.11.2019
RHMF-O-203A	Ministarstvo financija Republike Hrvatske	1 HRK	5.000.000.000	6,750	5.3.2020
RHMF-O-203E	Ministarstvo financija Republike Hrvatske	1 EUR	1.000.000.000	6,500	5.3.2020
RHMF-O-227E	Ministarstvo financija Republike Hrvatske	1 EUR	1.000.000.000	6,500	22.7.2022
RHMF-O-247E	Ministarstvo financija Republike Hrvatske	1 EUR	1.400.000.000	5,750	10.7.2024
RIBA-O-177A	Erste&Steiermärkische Bank d. d.	1 EUR	80.000.000	6,500	18.7.2017
RIBA-O-17BA	Erste&Steiermärkische Bank d. d.	1 HRK	300.000.000	5,875	23.11.2017
RPRO-O-181A	Rijeka promet d. d.	1 HRK	192.000.000	6,813	25.1.2018
SCVI-O-14CA	ŠC Višnjik d.o.o.	1 EUR	9.600.000	8,810	23.12.2014
Regular Market					
GROS-O-17AA	Grad Osijek	1 HRK	25.000.000	5,500	30.10.2017
GRVI-O-17AA	Grad Vinkovci	1 HRK	42.000.000	5,500	23.10.2017

4.3 Rights

Symbol	Issuer	Nominal value	Listed quantity
RHMJ-A-A	Republika Hrvatska	1 HRK	400.000.000
RHMF-A-A	Republika Hrvatska	1 HRK	644.750.000

4.4 Commercial Papers

Symbol	Issuer	Nominal value	Listed quantity
Official Market			
PTKM-M-430A	Petrokemija d.d.	1 HRK	8.413.919
PTKM-M-444A	Petrokemija d.d.	1 HRK	29.781.232
PTKM-M-516A	Petrokemija d.d.	1 HRK	6.611.111
PTKM-M-516E	Petrokemija d.d.	1 EUR	888.888
Regular Market			
ZGMN-M-448A	Zagreb-Montaža d.o.o.	1 HRK	13.050.000

4.5 Structured Products

Symbol	Issuer	Instrument name	Maturity	Ratio	Strike price	Barrier price
Turbo certificates						
Regular Market						
EGB-S-SSP7	Erste Group Bank AG	Turbos E-mini S&P 500 short	18.9.2015	0,010	2.129,20 USD	2.079,20 USD
EGB-S-SSP6	Erste Group Bank AG	Turbos E-mini S&P 500 short	30.9.2014	0,010	2.029,20 USD	1.979,20 USD
EGB-S-SSL6	Erste Group Bank AG	Turbos srebro short		1,000	22,4516 USD	21,9516 USD
EGB-S-SSL5	Erste Group Bank AG	Turbos srebro short	30.9.2014	1,000	24,50 USD	24,00 USD
EGB-S-SPT2	Erste Group Bank AG	Turbos platina short	30.9.2014	0,010	1.750,00 USD	1.700,00 USD
EGB-S-SPT1	Erste Group Bank AG	Turbos platina short	30.9.2014	0,010	1.650,00 USD	1.600,00 USD
EGB-S-SNG4	Erste Group Bank AG	Turbos HENRY HUB N. GAS short		1,000	5,3344 USD	5,2344 USD
EGB-S-SNG3	Erste Group Bank AG	Turbos HENRY HUB N. GAS short		1,000	5,5815 USD	5,4815 USD
EGB-S-SHT3	Erste Group Bank AG	Turbos HRVATSKI TELEKOM (dionica) short		1,000	184,0181 HRK	174,0181 HRK
EGB-S-SGD6	Erste Group Bank AG	Turbos zlato short	30.9.2014	0,100	1.450,00 USD	1.400,00 USD
EGB-S-SDX9	Erste Group Bank AG	Turbos DAX short	30.9.2014	0,010	10.750,00 EUR	10.500,00 EUR
EGB-S-SBU7	Erste Group Bank AG	Turbos EURO BUND FUTURE short		1,000	151,1044 EUR	149,1044 EUR
EGB-S-LWL5	Erste Group Bank AG	Turbos WTI light sweet (nafta) long	30.9.2014	1,000	78,01 USD	80,51 USD
EGB-S-LWL4	Erste Group Bank AG	Turbos WTI light sweet (nafta) long	30.9.2014	1,000	83,03 USD	85,53 USD
EGB-S-LSP7	Erste Group Bank AG	Turbos E-mini S&P 500 long	18.9.2015	0,010	1.729,20 USD	1.779,20 USD

Symbol	Issuer	Instrument name	Maturity	Ratio	Strike price	Barrier price
EGB-S-LSP6	Erste Group Bank AG	Turbos E-mini S&P 500 long	30.9.2014	0,010	1.629,20 USD	1.679,20 USD
EGB-S-LSP5	Erste Group Bank AG	Turbos E-mini S&P 500 long	30.9.2014	0,010	1.529,20 USD	1.579,20 USD
EGB-S-LSL8	Erste Group Bank AG	Turbos srebro long		1,000	17,1632 USD	17,6632 USD
EGB-S-LPT2	Erste Group Bank AG	Turbos platina long	30.9.2014	0,010	1.150,00 USD	1.200,00 USD
EGB-S-LPT1	Erste Group Bank AG	Turbos platina long	30.9.2014	0,010	1.250,00 USD	1.300,00 USD
EGB-S-LNG2	Erste Group Bank AG	Turbos HENRY HUB N. GAS long	30.9.2014	1,000	2,2690 USD	2,3690 USD
EGB-S-LNG1	Erste Group Bank AG	Turbos HENRY HUB N. GAS long	30.9.2014	1,000	2,5190 USD	2,6190 USD
EGB-S-LHT4	Erste Group Bank AG	Turbos HRVATSKI TELEKOM (dionica) long		1,000	127,1823 HRK	137,1823 HRK
EGB-S-LGD8	Erste Group Bank AG	Turbos zlato long		0,100	1.009,5332 USD	1.059,5332 USD
EGB-S-LGD6	Erste Group Bank AG	Turbos zlato long		0,100	1.111,1024 USD	1.161,1024 USD
EGB-S-LDXB	Erste Group Bank AG	Turbos DAX long		0,010	9.273,2599 EUR	9.523,2599 EUR
EGB-S-LDXA	Erste Group Bank AG	Turbos DAX long		0,010	8.772,0027 EUR	9.022,0027 EUR
EGB-S-LDX8	Erste Group Bank AG	Turbos DAX long	30.9.2014	0,010	8.250,00 EUR	8.500,00 EUR
EGB-S-LBU5	Erste Group Bank AG	Turbos EURO BUND FUTURE long		1,000	137,5633 EUR	139,5633 EUR
MTF - Alter						
EGB-S-LBU3	Erste Group Bank AG	Turbo certifikat EURO BUND FUTURE long	30.9.2014	1,000	128,03 EUR	129,03 EUR
EGB-S-LBU4	Erste Group Bank AG	Turbo certifikat EURO BUND FUTURE long	30.9.2014	1,000	131,03 EUR	132,03 EUR
EGB-S-LDX5	Erste Group Bank AG	Turbo certifikat DAX long	30.9.2014	0,010	7.250,00 EUR	7.500,00 EUR
EGB-S-LDX6	Erste Group Bank AG	Turbo certifikat DAX long	30.9.2014	0,010	7.500,00 EUR	7.750,00 EUR
EGB-S-LDX7	Erste Group Bank AG	Turbo certifikat DAX long	30.9.2014	0,010	7.750,00 EUR	8.000,00 EUR
EGB-S-LSP3	Erste Group Bank AG	Turbo certifikat E-mini S&P 500 long	30.9.2014	0,010	1.329,20 USD	1.379,20 USD
EGB-S-LSP4	Erste Group Bank AG	Turbo certifikat E-mini S&P 500 long	30.9.2014	0,010	1.429,20 USD	1.479,20 USD
EGB-S-SGD4	Erste Group Bank AG	Turbo certifikat zlato short	30.9.2014	0,100	1.550,00 USD	1.500,00 USD
EGB-S-SGD5	Erste Group Bank AG	Turbo certifikat zlato short	30.9.2014	0,100	1.650,00 USD	1.600,00 USD
EGB-S-SSL4	Erste Group Bank AG	Turbo certifikat srebro short	30.9.2014	1,000	27,50 USD	27,00 USD
EGB-S-SWL4	Erste Group Bank AG	Turbo certifikat WTI light sweet (nafta) short	30.9.2014	1,000	126,33 USD	123,83 USD