



ZAGREBAČKA BURZA
THE ZAGREB STOCK EXCHANGE

Trading Summary Third quarter of 2014

Zagreb, October 2014.

This publication was prepared and published by the Zagreb Stock Exchange Inc., Ivana Lučića 2a/22, Zagreb (hereinafter: Exchange).

The publication is intended to provide information to the public and shall not be deemed to constitute an offer or invitation to buy or advice on trade or investment in financial instruments or opinion on the terms of the purchase or sale of any financial instrument mentioned therein whether favourable or not, nor should it be relied on as a substitute for own judgement or assessment by any user of this publication.

The Exchange waives responsibility and liability for any damage which might arise out of the use of information contained therein.

Further use of information available in this publication is permitted by the Exchange provided that the source is cited.

Copyright © 2014. Zagreb Stock Exchange
Zagreb
Ivana Lučića 2a/22

All rights reserved.

Content:

- 1 TRADING 1**
 - 1.3 MONTHLY TRADING OVERVIEW 4
 - 1.4 INDICES 5
 - 1.5 TURNOVER AND MARKET CAPITALIZATION BY SECTOR 8
 - 1.6 STOCKS WITH THE LARGEST MARKET CAPITALIZATION 9
 - 1.7 STOCKS WITH THE LARGEST FREE FLOAT MARKET CAPITALIZATION 10
 - 1.8 MOST ACTIVE STOCKS BY TURNOVER..... 11
 - 1.9 STOCKS WITH THE HIGHEST TURNOVER VELOCITY 12
 - 1.10 HIGHEST DAILY TURNOVER..... 12
 - 1.11 HIGHEST ORDERBOOK TRADES IN STOCKS..... 12
 - 1.12 STOCKS PERFORMANCE 13
 - 1.13 STRUCTURED PRODUCTS PERFORMANCE 16
 - 1.14 BONDS PERFORMANCE..... 17
 - 1.15 OTC TURNOVER 18

- 2 MEMBERS..... 19**
 - 2.1 TOP 10 MEMBERS BY EQUITY TURNOVER 19
 - 2.2 TOP 10 MEMBERS BY STRUCTURED PRODUCTS TURNOVER 19
 - 2.3 TOP 10 MEMBERS BY BOND TURNOVER..... 20
 - 2.4 1.12. TOP 10 MEMBERS BY TOTAL TURNOVER..... 20
 - 2.5 TOP 10 MEMBERS BY NUMBER OF TRADES 20
 - 2.6 STOCKS WITH MARKET MAKERS..... 21

- 3 CORPORATE ACTIONS 21**
 - 3.1 NEW LISTINGS..... 21
 - 3.1.1 *Equities*..... 21
 - 3.1.2 *Structured Products* 22
 - 3.2 DELISTINGS 22
 - 3.2.1 *Equities*..... 22
 - 3.2.2 *Bonds*..... 23
 - 3.2.3 *Structured Products* 23
 - 3.3 LISTING OF ADDITIONAL ISSUES 24
 - 3.4 CAPITAL DECREASES 24
 - 3.5 NOMINAL VALUE CHANGES AND CAPITAL INCREASES..... 25
 - 3.6 SQUEEZE OUT 25

- 4 LISTED FINANCIAL INSTRUMENTS 26**
 - 4.1 STOCKS 26
 - 4.2 BONDS 31
 - 4.3 RIGHTS 33
 - 4.4 COMMERCIAL PAPERS 33
 - 4.5 STRUCTURED PRODUCTS 33

1 Trading

1.1 Comparison with previous quarter

	Second quarter of 2014	Third quarter of 2014	% change
Orderbook turnover :			
Stocks	670.871.138	704.434.774	5,0%
Bonds	49.602.368	94.106.523	89,7%
Rights	0	0	-
Commercial Bills	0	0	-
Structured products	17.886.184	15.376.866	-14,0%
Equity Block Turnover	191.552.483	40.672.949	-78,8%
Debt Block Turnover	38.036.478	96.208.473	152,9%
Total Turnover	967.948.652	950.799.585	-1,8%
Orderbook volume			
Stocks	6.044.180	6.839.698	13,2%
Bonds	14.210.181	19.626.928	38,1%
Rights	0	0	-
Commercial Bills	0	0	-
Structured products	724.639	865.827	19,5%
Equity Block Volume	669.717	142.756	-78,7%
Debt Block Volume	26.460.000	83.688.531	216,3%
Total Volume	48.108.717	111.163.740	131,1%
OTC trades			
Turnover	5.502.447.933	5.872.139.880	6,7%
Volume	2.623.696.317	3.039.435.565	15,8%
Number of trades	651	697	7,1%
CROBEX [®]	1.791,48	1.918,06	7,1%
CROBEX10 [®]	1.015,44	1.090,64	7,4%
CROBEXplus [®]	913,98	1.003,06	9,7%
CROBEXindustrija [®]	871,83	982,63	12,7%
CROBEXkonstrukt [®]	511,55	554,73	8,4%
CROBEXnutris [®]	842,97	861,15	2,2%
CROBEXtr [®]	1.031,50	1.109,65	7,6%
CROBEXtransport [®]	1.193,33	1.382,66	15,9%
CROBEXturist [®]	1.954,35	2.071,51	6,0%
CROBIS [®]	105,1018	105,4409	0,3%
CROBIStr [®]	133,9237	136,1125	1,6%
Number of trades	51.697	57.238	10,7%
Number of securities traded	245	246	0,4%
Number of trading days	61	64	4,9%

<i>(Market capitalization in millions of HRK)</i>	Second quarter of 2014	Third quarter of 2014	% change
Market capitalization	125.423,2	137.051,9	9,3%
Stocks	71.532,8	71.991,5	0,6%
Bonds	704,2	289,4	-58,9%
Structured products	197.660,1	209.332,8	5,9%
Total			
Average daily	15.868.011	14.856.244	-6,4%
Turnover	788.667	1.736.933	120,2%
Volume	847	894	5,5%
Number of trades	125.423,2	137.051,9	9,3%

1.2 Comparison with previous year

	Third quarter of 2013	Third quarter of 2014	% change
Orderbook turnover :			
Stocks	523.180.392	704.434.774	34,6%
Bonds	96.826.246	94.106.523	-2,8%
Rights	0	0	-
Commercial Bills	532.922	0	-100,0%
Structured products	37.997.073	15.376.866	-59,5%
Equity Block Turnover	119.080.699	40.672.949	-65,8%
Debt Block Turnover	122.238.467	96.208.473	-21,3%
Total Turnover	899.855.799	950.799.585	5,7%
Orderbook volume			
Stocks	6.962.718	6.839.698	-1,8%
Bonds	26.791.498	19.626.928	-26,7%
Rights	0	0	-
Commercial Bills	237.129	0	-100,0%
Structured products	1.050.469	865.827	-17,6%
Equity Block Volume	500.196	142.756	-71,5%
Debt Block Volume	74.848.580	83.688.531	11,8%
Total Volume	110.390.590	111.163.740	0,7%
OTC trades			
Turnover	5.671.245.665	5.872.139.880	3,5%
Volume	3.009.708.072	3.039.435.565	1,0%
Number of trades	857	697	-18,7%

	Third quarter of 2013	Third quarter of 2014	% change
CROBEX®	1.810,54	1.918,06	5,9%
CROBEX10®	1.025,25	1.090,64	6,4%
CROBEXplus®	940,87	1.003,06	6,6%
CROBEXindustrija®	1.124,66	982,63	-12,6%
CROBEXkonstrukt®	703,10	554,73	-21,1%
CROBEXnutris®	849,45	861,15	1,4%
CROBEXtr®	1.010,91	1.109,65	9,8%
CROBEXtransport®	1.080,49	1.382,66	28,0%
CROBEXturist®	1.122,36	2.071,51	84,6%
CROBIS®	100,27	105,4409	5,2%
CROBIStr®	122,8622	136,1125	10,8%
Number of trades	52.621	57.238	8,8%
Number of securities traded	250	246	-1,6%
Number of trading days	64	64	0,0%
Market capitalization			
Stocks	124.722,6	137.051,9	9,9%
Bonds	65.390,1	71.991,5	10,1%
Structured products	335,3	289,4	-13,7%
Total	190.448,0	209.332,8	9,9%
Average daily			
Turnover	14.060.247	14.856.244	5,7%
Volume	1.724.853	1.736.933	0,7%
Number of trades	822	894	8,8%

1.3 Monthly trading overview

(Market Capitalization in millions of HRK)

Month	Number of trades		Volume		Number of securities traded	Market Capitalization
	Total	Average daily	Total	Average daily		
January	19.718	857	42.867.009	1.863.783	203	198.736,8
February	13.819	727	40.431.124	2.127.954	207	202.567,6
March	23.701	1.077	27.865.607	1.266.619	208	209.332,8
Total	57.238	894	111.163.740	1.736.933	246	

(Turnover in millions of HRK)

Month	Equity		Bonds		Structured products		Total turnover
	Turnover	%	Turnover	%	Turnover	%	
January	222,3	77,5	59,2	20,6	5,4	1,9	286,9
February	170,6	75,1	53,1	23,4	3,4	1,5	227,1
March	352,3	80,6	78,0	17,9	6,5	1,5	436,8
Total	745,1	78,4	190,3	20,0	15,4	1,6	950,8

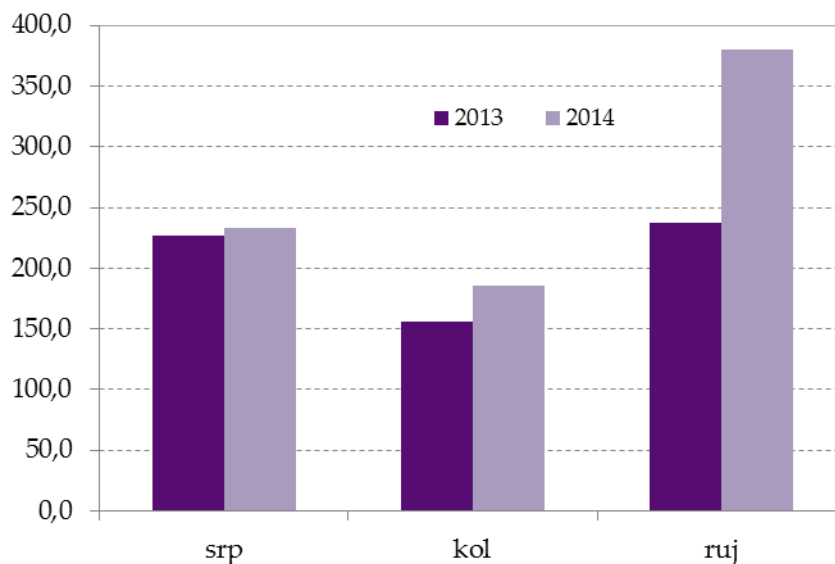


Chart 1: Orderbook turnover (mil HRK)

1.4 Indices

	High	Low	Last	Net change (%)
Equity indices				
CROBEX®	1.938,71	1.768,62	1.918,06	7,07
CROBEX10®	1.112,34	1.005,85	1.090,64	7,41
CROBEXplus®	1.012,20	893,96	1.003,06	9,75
CROBEXindustrija®	1.016,63	853,60	982,63	12,71
CROBEXkonstrukt®	575,95	465,98	554,73	8,44
CROBEXnutris®	861,15	801,90	861,15	2,16
CROBEXtr®	1.121,60	1.019,63	1.109,65	7,58
CROBEXtransport®	1.401,73	1.165,89	1.382,66	15,87
CROBEXturist®	2.244,57	1.864,12	2.071,51	5,99
Bond indices				
CROBIS	105,53	103,38	105,44	0,32
CROBIStr	136,20	132,56	136,11	1,63

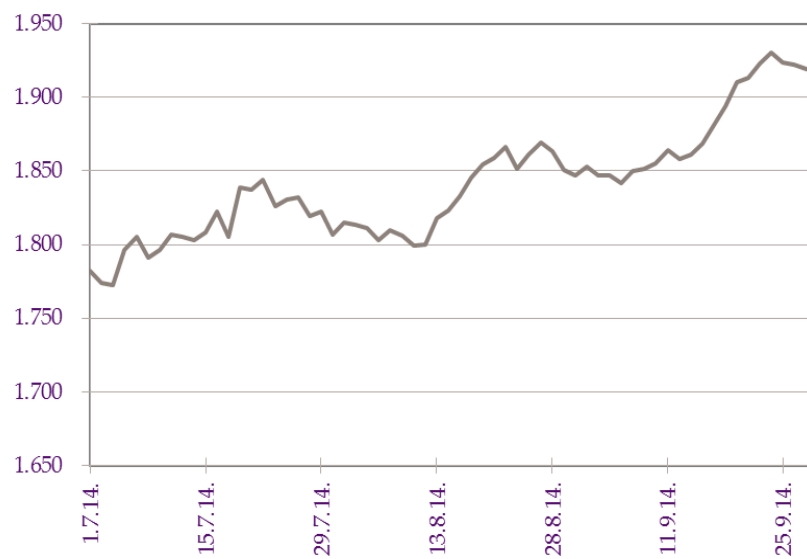


Chart 1: Zagreb Stock Exchange equity index CROBEX®

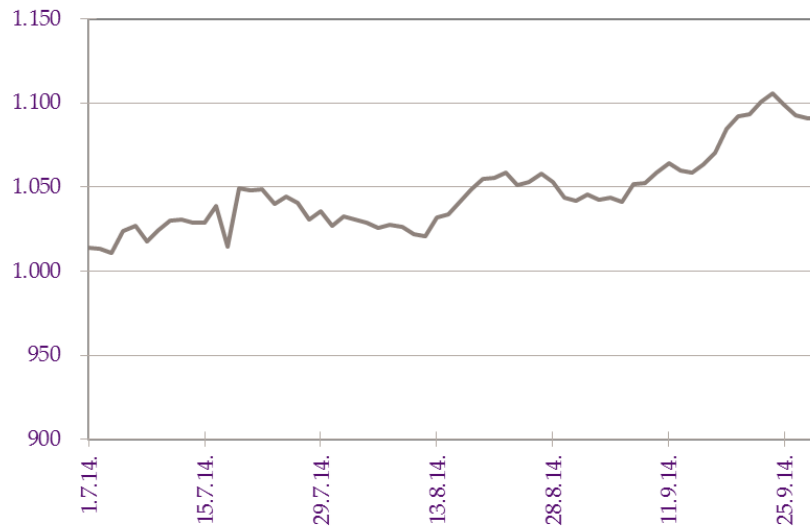
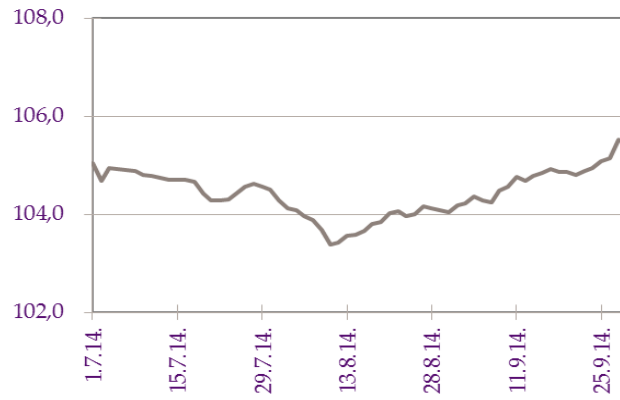


Chart 2: Zagreb Stock Exchange equity index CROBEX10®



Chart 3: Zagreb Stock Exchange equity index CROBEXplus®



Slika 4: Zagreb Stock Exchange bond index CROBIS®

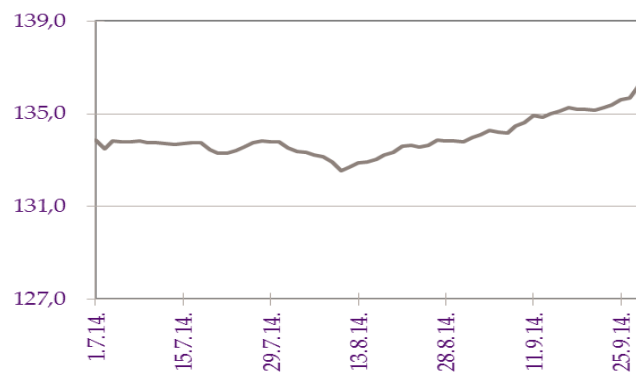


Chart 5: Zagreb Stock Exchange bond index CROBIStr®

1.5 Turnover and Market Capitalization by Sector

Code	Sector	Market Capitalization (HRK)	Turnover (HRK)
A	Agriculture, forestry and fishing	1.352.334.824	25.405.959
CA	Manufacture of food products, beverages and tobacco products	10.920.232.450	73.432.455
CB	Manufacture of textiles, apparel, leather and related products	117.246.131	4.164.821
CC	Manufacture of wood and paper products, and printing	42.166.616	4.890
CD	Manufacture of coke, and refined petroleum products	40.000.000.000	8.800.336
CE	Manufacture of chemicals and chemical products	340.475.293	10.422.038
CF	Manufacture of basic pharmaceutical products and pharmaceutical preparations	108.751.879	877.050
CG	Manufacture of rubber and plastics products, and other non-metallic mineral products	206.205.869	11.679.447
CH	Manufacture of basic metals and fabricated metal products, except machinery and equipment	55.240.042	7.666
CI	Manufacture of computer, electronic and optical products	1.907.147.941	33.205.254
CJ	Manufacture of electrical equipment	2.385.779.388	20.222.733
CK	Manufacture of machinery and equipment n.e.c.	0	
CL	Manufacture of transport equipment	626.315.247	32.752.682
CM	Other manufacturing, and repair and installation of machinery and equipment	95.827.641	59.727
E	Water supply; sewerage, waste management and remediation activities	0	
F	Construction	389.294.077	8.996.071
G	Wholesale and retail trade; repair of motor vehicles and motorcycles	5.005.569.113	33.920.077
H	Transportation and storage	6.696.434.143	37.297.595
I	Accommodation and food service activities	12.876.195.629	79.512.501
JA	Publishing, audiovisual and broadcasting activities	154.065.876	6.800
JB	Telecommunications	13.349.589.743	114.631.633
K	Financial and insurance activities	28.056.854.589	23.007.334
L	Real estate activities	250.185.075	2.204.307
MA	Legal, accounting, management, architecture, engineering, technical testing and analysis activities	11.355.683.343	178.472.179
MB	Scientific research and development	130.978.656	3.833.146
MC	Other professional, scientific and technical activities	0	0
N	Administrative and support service activities	11.806.753	22.060
R	Arts, entertainment and recreation	617.493.600	1.496.014
	TOTAL	137.051.873.919	704.434.774

1.6 Stocks with the Largest Market Capitalization

	Symbol	Issuer	Market capitalization (HRK mil)	% of Market cap	Cumulative percentage
1	INA-R-A	Ina d.d.	40.000,0	29,2	29,2
2	HT-R-A	HT d.d.	13.333,9	9,7	38,9
3	ZABA-R-A	Zagrebačka banka d.d.	11.977,0	8,7	47,7
4	PBZ-R-A	PBZ d.d.	10.872,6	7,9	55,6
5	JNAF-R-A	Janaf d.d.	3.929,9	2,9	58,5
6	ADRS-R-A	Adris grupa d.d.	3.500,2	2,6	61,0
7	ATGR-R-A	Atlantic Grupa d.d.	3.434,3	2,5	63,5
8	LEDO-R-A	Ledo d.d.	2.699,7	2,0	65,5
9	RIVP-R-A	VALAMAR RIVIERA d.d.	2.290,7	1,7	67,2
10	ADRS-P-A	Adris grupa d.d.	2.282,2	1,7	68,8
		Others	42.731,3	31,2	100,0
		Total	137.051,9		

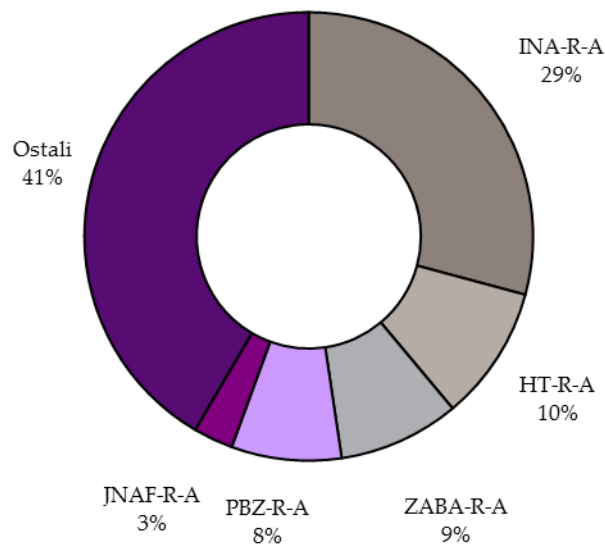


Chart 6: Market Capitalization structure

1.7 Stocks with the Largest Free Float Market Capitalization

	Symbol	Issuer	Free float (%)	Free float market capitalization (HRK mil)	% of market cap	Cumulative percentage
1	HT-R-A	HT d.d.	42,00	5.600,2	19,3	19,3
2	INA-R-A	Ina d.d.	6,08	2.432,0	8,4	27,7
3	ADRS-P-A	Adris grupa d.d.	88,03	2.009,0	6,9	34,6
4	ADRS-R-A	Adris grupa d.d.	53,49	1.872,3	6,5	41,1
5	KOEI-R-A	Končar - elektroindustrija d.d.	74,85	1.453,5	5,0	46,1
6	LEDO-R-A	Ledo d.d.	47,38	1.279,1	4,4	50,5
7	PODR-R-A	Podravka d.d.	68,18	1.256,8	4,3	54,9
8	ERNT-R-A	Ericsson Nikola Tesla d.d.	50,73	954,5	3,3	58,2
9	ATGR-R-A	Atlantic Grupa d.d.	26,57	912,5	3,1	61,3
10	KORF-R-A	Valamar Adria Holding d.d.	40,04	825,2	2,8	64,2
		Others		10.390,3	35,8	100,0
		Total		28.985,5		

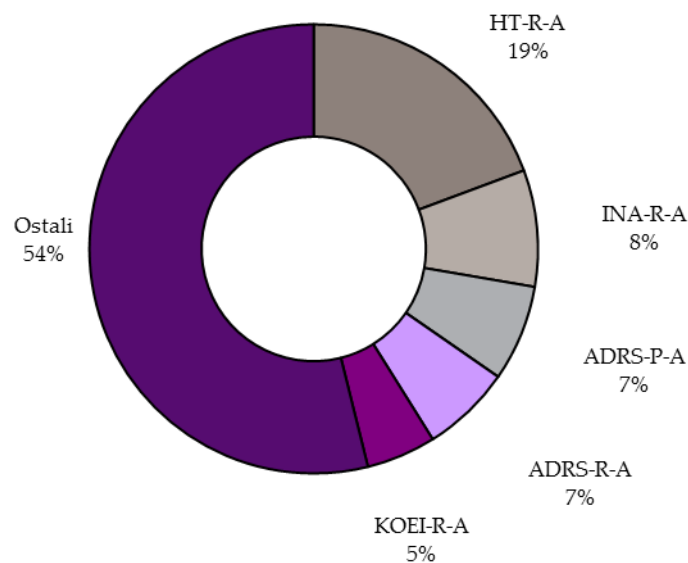


Chart 7: Free Float Market Capitalization structure

1.8 Most Active Stocks by Turnover

	Symbol	Issuer	Turnover (HRK)	Pct (%)	Cumulative percentage
1	HT-R-A	HT d.d.	114.508.944	16,3	16,3
2	KORF-R-A	Valamar Adria Holding d.d.	67.467.311	9,6	25,8
3	ADRS-P-A	Adris grupa d.d.	45.777.548	6,5	32,3
4	PODR-R-A	Podravka d.d.	36.425.008	5,2	37,5
5	ADPL-R-A	AD Plastik d.d.	32.750.178	4,6	42,2
6	ERNT-R-A	Ericsson Nikola Tesla d.d.	30.659.782	4,4	46,5
7	ATGR-R-A	Atlantic Grupa d.d.	27.813.490	3,9	50,5
8	SNHO-R-A	SN holding d.d.	25.079.656	3,6	54,0
9	LEDO-R-A	Ledo d.d.	16.403.865	2,3	56,3
10	BLJE-R-A	Belje d.d. Darda	15.019.312	2,1	58,5
		Others	292.529.680	41,5	100,0
		Total	704.434.774		

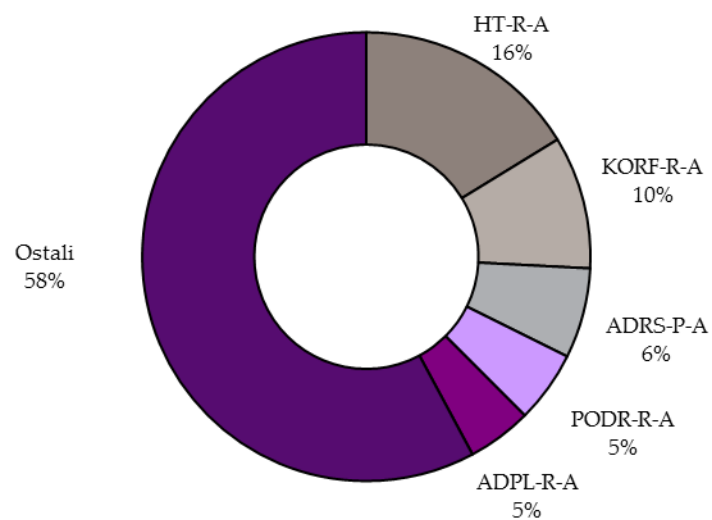


Chart 8: Structure of equity turnover

1.9 Stocks with the Highest Turnover Velocity

	Symbol	Issuer	Turnover (HRK)	Market Capitalization (HRK)	Turnover velocity (%)
1	INGR-R-A	Ingra d.d.	4.761.324	32.643.932	14,59%
2	RIZO-R-A	RIZ-odašiljači d.d.	2.545.472	25.526.491	9,97%
3	DDJH-R-A	Đuro Đaković holding d.d.	12.367.648	137.381.166	9,00%
4	HMST-R-A	Hoteli Maestral d.d.	12.071.087	139.244.400	8,67%
5	OPEK-R-A	Opeka d.d.	11.675.425	136.740.000	8,54%
6	BD62-R-A	Badel 1862 d.d.	696.541	9.393.804	7,41%
7	MGMA-R-A	Magma d.d.	616.140	8.968.454	6,87%
8	VART-R-1	Varteks d. d.	3.940.541	58.584.889	6,73%
9	JDBA-R-A	Jadranska banka d.d.	6.852.794	112.445.620	6,09%
10	ADPL-R-A	AD Plastik d.d.	32.750.178	546.155.899	6,00%

1.10 Highest Daily Turnover

	Date	Daily Turnover (HRK)
1	29.9.2014	45.971.888
2	13.8.2014	44.425.529
3	23.9.2014	39.952.200
4	24.7.2014	34.192.807
5	19.9.2014	31.034.408
6	22.9.2014	25.225.666
7	30.9.2014	23.471.051
8	24.9.2014	21.420.012
9	9.9.2014	21.233.635
10	7.7.2014	20.870.511

1.11 Highest Orderbook Trades in Stocks

	Date	Symbol	Issuer	Turnover (HRK)	Price (HRK)	Volume
1	19.9.2014	ADRS-P-A	Adris grupa d.d.	7.000.000	350,00	20.000
2	29.9.2014	HT-R-A	HT d.d.	3.983.420	165,50	24.069
3	25.8.2014	ERNT-R-A	Ericsson Nikola Tesla d.d.	3.462.267	1.413,17	2.450
4	30.9.2014	HT-R-A	HT d.d.	3.280.000	164,00	20.000
5	21.7.2014	HT-R-A	HT d.d.	3.253.327	155,99	20.856
6	25.8.2014	OPEK-R-A	Opeka d.d.	2.650.000	265,00	10.000
7	14.8.2014	OPEK-R-A	Opeka d.d.	2.600.000	260,00	10.000
8	1.9.2014	ADRS-P-A	Adris grupa d.d.	2.444.092	298,06	8.200
9	29.8.2014	ADRS-P-A	Adris grupa d.d.	2.408.000	301,00	8.000
10	16.9.2014	ATGR-R-A	Atlantic Grupa d.d.	2.063.575	985,00	2.095

1.12 Stocks Performance

(All prices and turnover in HRK, market capitalization in millions of HRK)

No.	Symbol	High	Low	Last	Date of last trade	Net change (%)	Volume	Turnover	Market capitalization
Official Market									
1	ADPL-R-A	134,50	118,01	130,05	30.9.2014	10,4	254.363	32.750.178	546,2
2	ATGR-R-A	1.080,50	881,00	1.030,00	30.9.2014	16,9	28.244	27.813.490	3.434,3
3	CROS-P-A	7.550,00	7.400,00	7.412,25	2.9.2014	-1,2	28	209.399	64,9
4	CROS-R-A	7.413,02	6.855,00	7.413,02	30.9.2014	1,5	663	4.908.391	2.280,2
5	DLKV-R-A	19,44	14,01	17,03	30.9.2014	-8,2	126.597	2.161.594	48,8
6	HT-R-A	167,00	142,00	162,83	30.9.2014	7,2	739.979	114.508.944	13.333,9
7	IGH-R-A	184,98	111,11	169,89	30.9.2014	35,3	11.684	1.694.120	44,9
8	INA-R-A	4.100,00	3.510,00	4.000,00	30.9.2014	1,7	2.205	8.800.336	40.000,0
9	INGR-R-A	2,70	2,00	2,41	30.9.2014	-10,7	2.071.053	4.761.324	32,6
10	KOEI-R-A	773,21	666,55	755,00	29.9.2014	11,4	17.056	12.172.675	1.941,9
11	LEDO-R-A	9.055,00	8.580,00	8.600,00	29.9.2014	-2,8	1.840	16.403.865	2.699,7
12	LKPC-R-A	594,95	515,15	579,88	30.9.2014	12,6	14.140	7.724.625	245,3
13	MDKA-R-A	12.300,00	8.050,00	12.000,00	29.9.2014	54,8	138	1.341.470	362,3
14	MGMA-R-A	2,21	1,31	1,84	29.9.2014	8,2	328.672	616.140	9,0
15	OPTE-R-A	6,88	4,02	5,56	30.9.2014	4,3	23.331	122.689	15,7
16	PODR-R-A	349,50	295,01	340,10	30.9.2014	11,7	114.085	36.425.008	1.843,3
17	PTKM-R-A	48,15	28,45	30,09	30.9.2014	-28,2	185.792	7.079.176	133,5
18	ULPL-R-A	185,87	162,65	180,00	30.9.2014	4,0	9.218	1.627.948	104,4
19	ULJN-R-A	51,51	40,00	43,00	25.9.2014	-26,9	768	33.352	144,3
20	VART-R-1	31,99	15,00	26,38	30.9.2014	72,1	167.010	3.940.541	58,6
21	VERN-R-A	54,59	38,11	49,79	30.9.2014	30,9	17.622	827.220	91,9
22	VIRO-R-A	419,89	307,12	369,93	26.9.2014	-7,5	1.856	684.212	513,0
Regular Market									
23	ACI-R-A	6.535,00	5.215,00	5.560,00	26.9.2014	-2,5	251	1.496.014	617,5
24	ADRS-P-A	378,99	274,71	336,40	30.9.2014	21,4	142.872	45.777.548	2.282,2
25	ADRS-R-A	390,00	295,00	364,00	30.9.2014	21,3	34.544	11.626.194	3.500,2
26	AGMM-R-A	222,01	221,06	222,01	3.9.2014	0,9	61	13.505	9,2
27	AMDN-R-A	118,81	60,00	102,10	30.9.2014	59,5	1.347	138.573	78,1
28	ARNT-R-A	392,00	332,11	356,00	30.9.2014	-6,8	20.287	7.303.429	777,0
29	ATLN-R-A	84,99	47,07	75,00	29.9.2014	41,8	35.584	2.204.307	250,2
30	ATLS-R-A	7,10	4,10	6,20	22.9.2014	-15,1	3.590	22.060	11,8
31	ATPL-R-A	404,87	317,00	385,20	30.9.2014	15,7	30.968	11.133.209	537,6
32	AUHR-R-A	639,90	357,41	531,00	29.9.2014	49,1	4.856	2.390.323	265,5
33	BD62-R-A	16,18	10,12	12,49	30.9.2014	-17,7	51.392	696.541	9,4
34	BDMR-R-A	360,00	360,00	360,00	3.9.2014	5,9	10	3.600	35,8
35	BLKL-R-A	75,50	71,02	71,02	12.9.2014	1,4	18	1.287	35,5
36	BLJE-R-A	46,19	36,03	42,55	30.9.2014	-0,9	362.130	15.019.312	349,6
37	BPBA-R-A	7,97	5,19	6,66	29.9.2014	-4,9	17.462	117.520	11,9
38	BRIN-R-A	19,50	16,80	19,50	30.9.2014	11,4	7.946	138.729	9,9
39	CHAG-R-A	232,00	195,11	232,00	25.9.2014	0,4	1.013	215.309	28,0
40	CKML-R-A	4.200,00	3.254,10	4.200,00	25.9.2014	27,3	748	2.789.740	441,0
41	DDJH-R-A	52,95	33,25	42,44	30.9.2014	16,2	278.716	12.367.648	137,4
42	ELKP-R-A	300,02	280,03	281,07	11.8.2014	-7,2	664	190.754	25,2
43	ELPR-R-A	13,00	13,00	13,00	1.8.2014	-34,8	34	442	4,4
44	ERNT-R-A	1.509,50	1.250,10	1.413,00	30.9.2014	3,4	21.729	30.659.782	1.881,6
45	FMPS-R-A	13,50	12,00	13,30	26.9.2014	-7,3	2.490	31.864	26,6
46	FNVC-R-A	36,01	25,00	25,00	31.7.2014	3,7	114	2.885	15,4
47	HBRL-R-A	13,89	6,70	12,40	30.9.2014	50,3	131.463	1.191.336	178,0
48	HCVT-R-A	269,02	217,11	236,15	21.7.2014	6,3	1.542	357.909	145,0
49	HDEL-R-A	30,89	14,27	22,00	26.9.2014	-29,0	13.980	285.426	13,7
50	ACI-R-A	6.535,00	5.215,00	5.560,00	26.9.2014	-2,5	251	1.496.014	617,5

Zagreb Stock Exchange

No.	Symbol	High	Low	Last	Date of last trade	Net change (%)	Volume	Turnover	Market capitalization
51	HGSP-R-A	0,50	0,50	0,50	17.7.2014	-53,7	100	50	0,2
52	HIMR-R-A	639,99	356,01	470,00	30.9.2014	18,8	26.222	13.289.685	298,9
53	HJDR-R-A	77,82	68,77	68,77	10.9.2014	-31,2	210	14.713	7,4
54	HMAM-R-A	179,99	162,00	175,03	29.9.2014	0,6	2.209	383.195	195,9
55	HMDN-R-A	88,89	63,06	75,01	30.9.2014	46,3	283	20.651	29,5
56	HMST-R-A	437,96	239,00	270,00	30.9.2014	2,1	39.517	12.071.087	139,2
57	HPB-R-A	1.198,00	810,01	810,01	30.9.2014	-10,0	319	276.598	481,8
58	HPDG-R-A	17,50	17,50	17,50	22.9.2014	-30,0	30	525	6,4
59	HTCP-R-A	150,00	135,00	150,00	26.9.2014	20,0	1.199	178.020	82,2
60	HTPK-R-A	65,99	43,05	65,99	30.9.2014	34,7	3.711	210.861	28,2
61	HTPO-R-A	75,00	60,01	70,00	17.9.2014	24,9	687	50.546	12,3
62	HUPZ-R-A	1.800,00	1.515,21	1.770,00	30.9.2014	7,9	8.133	14.062.756	795,1
63	HZLA-R-A	59,88	52,99	59,40	30.9.2014	10,0	1.435	80.077	43,1
64	HZVG-R-A	35,00	15,51	35,00	26.9.2014	66,7	254	5.721	10,6
65	IKBA-R-A	1.025,00	981,00	1.025,00	29.9.2014	2,5	216	216.084	148,6
66	ILRA-R-A	829,00	517,50	812,00	29.9.2014	62,4	6.039	3.543.452	202,5
67	IMZV-R-A	80,00	63,36	75,00	29.9.2014	0,0	726	49.830	16,9
68	IPKK-R-A	149,00	102,30	103,44	29.9.2014	-28,7	6.438	834.160	74,0
69	JDBA-R-A	950,50	940,00	940,00	29.9.2014	0,0	7.280	6.852.794	112,4
70	JDGT-R-A	780,00	679,00	769,95	3.9.2014	11,7	529	381.903	85,3
71	JDOS-R-A	3.198,99	2.820,00	3.000,00	30.9.2014	0,0	214	650.356	375,0
72	JDPL-R-A	157,00	119,00	120,00	30.9.2014	-8,8	26.283	3.626.079	196,4
73	JDRA-R-A	709,00	701,50	707,00	28.7.2014	0,8	208	146.815	235,1
74	JDTC-R-A	42,90	23,00	35,00	29.9.2014	21,2	6.566	211.501	5,0
75	JMNC-R-A	88.880,00	70.000,00	88.880,00	24.9.2014	25,2	81	6.334.832	1.966,6
76	JNAF-R-A	3.948,90	2.497,00	3.899,99	30.9.2014	57,3	1.180	3.677.465	3.929,9
77	KABA-R-A	12,00	7,51	12,00	26.9.2014	20,0	17.099	162.084	15,9
78	KBZ-R-A	131,00	116,12	116,12	13.8.2014	-11,4	305	36.979	216,6
79	KMSK-R-A	16,87	16,87	16,87	4.8.2014	0,0	250	4.218	3,6
80	KODT-P-A	1.136,00	945,00	1.132,00	30.9.2014	14,3	1.829	1.872.647	69,5
81	KODT-R-A	1.275,00	955,00	1.273,98	26.9.2014	22,9	4.627	5.123.530	247,4
82	KOES-R-A	400,00	400,00	400,00	11.8.2014	5,3	23	9.200	52,1
83	KOKA-R-A	273,90	230,00	270,00	25.9.2014	24,1	1.528	377.028	243,9
84	KORF-R-A	279,00	203,55	276,00	30.9.2014	33,3	287.594	67.467.311	2.061,0
85	KRAS-R-A	383,88	315,90	360,00	30.9.2014	12,5	11.398	3.896.180	494,5
86	KSST-R-A	355,00	276,78	297,55	29.9.2014	-8,6	2.468	755.787	33,8
87	KTJV-R-A	17,52	14,11	17,52	30.9.2014	9,5	5.841	94.141	100,3
88	KTKS-R-A	2,16	1,23	2,16	14.8.2014	-77,2	3.993	8.583	1,4
89	LKRI-R-A	85,00	67,20	78,49	29.9.2014	6,4	27.101	2.036.947	469,4
90	LPLH-R-A	255,00	131,54	239,33	30.9.2014	65,2	34.462	6.354.919	158,5
91	LRH-R-A	3.898,96	2.450,00	3.696,00	30.9.2014	54,0	1.827	6.100.434	1.118,6
92	LURA-R-A	357,99	311,00	326,03	26.9.2014	3,5	1.167	377.101	978,1
93	LVCV-R-A	100,00	77,10	85,01	30.9.2014	23,8	589	53.990	40,7
94	MAIS-R-A	175,00	113,13	150,00	30.9.2014	18,1	18.326	2.560.575	1.641,7
95	MIV-R-A	2.505,00	2.211,11	2.211,11	30.7.2014	-26,3	3	7.216	33,2
96	MLNR-R-A	550,00	400,00	550,00	25.9.2014	50,7	46	23.697	107,5
97	OLVD-R-A	63,10	63,10	63,10	17.7.2014	0,0	120	7.572	29,6
98	PBZ-R-A	573,49	445,01	570,00	25.9.2014	26,4	3.558	1.736.812	10.872,6
99	PDBA-R-A	240,00	190,00	200,01	25.9.2014	0,0	197	40.144	133,8
100	PIKR-R-A	145,00	105,03	125,10	30.9.2014	0,1	4.133	490.849	29,2
101	PIVK-R-A	297,00	170,96	271,50	30.9.2014	58,8	905	218.052	86,1
102	PLAG-R-A	3.974,99	3.002,18	3.850,00	30.9.2014	10,0	1.194	4.217.468	2.103,3
103	PLCH-R-A	129,99	120,00	129,99	30.9.2014	0,0	93	11.829	16,5
104	PLJK-R-A	10,00	10,00	10,00	16.9.2014	-2,4	495	4.950	10,6
105	PUNT-R-A	1,40	0,77	1,40	4.9.2014	81,8	2.337	2.226	1,9
106	QUNE-R-A	11,00	10,00	10,00	17.9.2014	-23,1	3.123	32.445	22,6
107	RIZO-R-A	75,50	55,90	68,22	30.9.2014	21,8	38.374	2.545.472	25,5
108	SAPN-R-A	257,70	196,00	241,00	30.9.2014	15,9	14.151	3.111.231	158,7

No.	Symbol	High	Low	Last	Date of last trade	Net change (%)	Volume	Turnover	Market capitalization
109	SLDM-R-A	20,01	20,00	20,01	2.9.2014	11,2	340	6.800	104,5
110	SLPF-R-A	39,70	30,50	38,74	30.9.2014	19,2	17.451	612.882	129,6
111	SLRS-R-A	769,70	642,02	730,00	30.9.2014	4,3	3.003	2.137.090	450,9
112	SNBA-R-A	44,95	38,30	44,27	30.9.2014	10,7	4.580	195.003	40,7
113	SPVA-R-A	24,18	24,18	24,18	30.7.2014	-3,0	149	3.603	6,7
114	SUNH-R-A	15,02	9,50	15,02	30.9.2014	0,1	37.398	401.103	125,3
115	THNK-R-A	479,00	390,00	390,00	30.9.2014	-13,3	7.858	3.265.147	73,9
116	TISK-R-A	210,00	174,00	200,00	30.9.2014	5,3	8.231	1.570.903	477,3
117	TKPR-R-A	300,00	290,00	290,00	12.9.2014	-3,3	102	30.450	23,7
118	TLM-R-A	6,00	6,00	6,00	18.8.2014	-20,5	75	450	11,0
119	TOZ-R-A	42,03	39,01	42,03	18.9.2014	-11,2	412	16.321	8,4
120	TRFM-R-A	160,00	144,00	155,00	26.9.2014	3,3	287	43.313	5,6
121	TUHO-R-A	2.400,00	1.905,00	2.399,00	30.9.2014	12,6	2.342	5.158.457	947,0
122	VDKT-R-A	307,00	219,02	290,00	30.9.2014	15,5	11.185	2.866.014	132,5
123	VIS-R-A	15,00	6,00	6,00	26.9.2014	-68,4	1.140	6.930	3,1
124	VLEN-R-B	5,79	4,45	5,79	18.9.2014	23,2	535	2.504	80,2
125	VPIK-R-A	105,70	80,00	90,29	30.9.2014	-14,9	68.747	6.037.884	135,9
126	ZABA-R-A	38,50	30,21	37,40	30.9.2014	8,2	185.417	6.717.653	11.977,0
127	ZLAR-R-A	9,40	9,40	9,40	15.7.2014	-1,1	73	686	17,3
128	ZTNJ-R-A	225,00	185,00	215,00	26.9.2014	7,5	438	92.886	44,2
129	ZVCV-R-A	166,00	74,00	128,00	30.9.2014	68,5	9.558	1.366.859	39,4
130	ZVZD-R-A	2.988,00	2.701,00	2.859,90	30.9.2014	-4,1	940	2.659.207	286,7
MTF									
1	BCIN-R-A	569,90	387,10	517,11	30.9.2014	17,6	4.517	2.139.026	86,1
2	BDSS-R-A	339,00	260,00	310,00	23.9.2014	-1,3	1.480	449.227	115,4
3	BRBA-P-A	3.210,00	3.000,00	3.210,00	26.9.2014	-8,3	9	28.284	8,2
4	EPLT-R-A	885,00	860,00	880,00	19.9.2014	2,3	3.290	2.890.250	390,9
5	FRNK-R-A	505,00	490,19	490,19	29.9.2014	-2,9	324	161.654	209,4
6	GBRT-R-A	800,00	800,00	800,00	18.9.2014	14,3	5	4.000	54,5
7	HMNS-R-A	35,00	35,00	35,00	18.9.2014	6,1	100	3.500	57,7
8	HRDH-R-A	91,99	71,00	81,00	24.9.2014	-2,4	82	7.007	68,3
9	INFS-R-A	114,00	90,00	90,00	19.9.2014	-43,8	101	9.939	4,8
10	KOSN-R-A	1.242,77	1.000,02	1.242,77	30.9.2014	13,0	190	211.410	48,7
11	KOTR-P-A	1.376,98	1.249,97	1.370,00	30.9.2014	5,4	645	842.472	37,2
12	KTKA-R-A	488,88	484,00	484,00	15.9.2014	-1,2	13	6.336	16,0
13	LCDS-R-A	16,41	13,00	16,41	30.9.2014	17,2	5.786	82.111	41,5
14	MIVA-R-A	300,00	220,11	230,01	17.9.2014	3,6	1.059	245.343	14,9
15	OPEK-R-A	270,00	124,89	265,00	29.8.2014	112,2	46.621	11.675.425	136,7
16	PRFC-R-A	24,97	21,20	22,99	30.9.2014	0,0	38.738	864.718	90,0
17	RIVP-R-A	22,64	16,12	21,50	30.9.2014	30,1	310.644	5.861.007	2.290,7
18	RZVI-R-A	35,85	32,72	32,72	18.9.2014	-21,6	121	4.023	69,5
19	SM86-R-A	156,30	148,00	155,00	29.8.2014	4,7	2.360	356.704	21,1
20	SNHO-R-A	269,00	193,04	253,10	30.9.2014	30,5	102.481	25.079.656	675,8
21	SPNV-R-A	410,00	410,00	410,00	9.9.2014	2,5	80	32.800	26,9
22	THMT-R-A	150,00	140,00	150,00	20.8.2014	6,4	168	24.041	40,2
23	TNPL-R-A	369,00	303,00	340,00	30.9.2014	12,2	851	285.272	213,0
24	TSHC-R-A	9.001,02	9.000,00	9.001,02	31.7.2014	3,5	3	27.001	122,0
25	VLHO-R-A	258,00	189,00	258,00	30.9.2014	32,3	48.289	10.254.916	1.705,4
26	ZEP-R-A	35,00	31,00	32,00	26.9.2014	-8,7	100	3.196	2,4

1.13 Structured Products Performance

(All prices and turnovers in Kunas, market capitalization in millions of Kunas)

No.	Symbol	High	Low	Last	Date of last trade	Net change (%)	Volume	Turnover	Market Capitalization
Regular Market									
1	EGB-S-LBU5	80,90	77,70	80,90	18.7.2014	12,4	4	317	20,2
2	EGB-S-LBU6	42,00	38,00	42,00	26.9.2014	10,5	20	800	10,5
3	EGB-S-LDX8	124,60	52,10	104,40	23.9.2014	-9,9	9.762	760.301	26,1
4	EGB-S-LDXA	94,60	19,00	19,00	6.8.2014	-76,2	24.099	1.060.842	4,8
5	EGB-S-LDXB	56,50	21,10	22,50	28.7.2014	-48,7	50.234	1.630.049	5,6
6	EGB-S-LDXC	67,45	27,90	31,50	30.9.2014	-42,2	12.951	504.259,0	7,9
7	EGB-S-LDXD	91,00	67,00	70,80	30.9.2014	-16,8	917	73.090	17,7
8	EGB-S-LGD6	128,20	54,50	55,60	30.9.2014	-50,1	12.176	999.021	5,6
9	EGB-S-LGD8	174,60	128,80	128,80	17.9.2014	-26,2	308	43.457	12,9
10	EGB-S-LHT4	36,81	17,75	36,81	29.9.2014	45,4	21.483	644.336	0,9
11	EGB-S-LNG1	10,50	7,00	8,50	28.8.2014	-25,4	106	848	21,3
12	EGB-S-LNG2	11,90	8,50	9,80	26.8.2014	-16,9	216	2.278	24,5
13	EGB-S-LNG4	2,70	1,30	2,40	29.9.2014	71,4	423.718	822.162	6,0
14	EGB-S-LNG5	5,60	4,40	5,30	29.9.2014	10,4	14.994	73.969	13,3
15	EGB-S-LPT1	14,90	12,80	13,50	28.7.2014	8,0	32	439	3,4
16	EGB-S-LPT2	20,50	15,70	15,70	22.8.2014	-12,8	64	1.110	3,9
17	EGB-S-LSL8	24,40	6,00	6,00	19.9.2014	-72,1	30.024	265.330	3,0
18	EGB-S-LSP5	28,10	21,50	28,10	18.9.2014	22,2	565	14.091	28,1
19	EGB-S-LSP6	22,30	14,90	22,15	22.9.2014	27,3	596	10.067	22,2
20	EGB-S-LSP7	17,00	9,30	14,20	26.9.2014	15,4	24.975	296.866	14,2
21	EGB-S-LSP8	11,10	4,30	9,20	30.9.2014	27,8	25.930	203.759	9,2
22	EGB-S-LWL4	126,10	55,70	63,00	23.9.2014	-50,0	7.264	515.451	15,8
23	EGB-S-LWL5	138,00	88,10	108,15	17.9.2014	-11,8	1.176	126.584	27,0
24	EGB-S-LWL6	60,95	37,50	37,50	31.7.2014	-9,6	90	3.923	9,4
25	EGB-S-LWL7	63,40	51,80	63,40	30.9.2014	22,4	374	21.803	15,9
26	EGB-S-SBU7	36,55	15,40	15,40	29.7.2014	-49,3	250	6.008	3,9
27	EGB-S-SBU8	47,00	31,10	34,40	5.9.2014	-26,8	5.132	176.513	8,6
28	EGB-S-SDX9	124,40	55,60	81,65	23.9.2014	12,6	25.031	1.991.369	20,4
29	EGB-S-SDXA	117,50	42,80	74,60	30.9.2014	47,7	37.176	2.239.270	18,7
30	EGB-S-SDXB	142,10	95,10	97,60	11.9.2014	-31,3	324	31.953	24,4
31	EGB-S-SGD6	112,50	92,30	112,50	8.9.2014	2,3	200	20.580	11,3
32	EGB-S-SHT3	35,54	17,19	19,00	30.9.2014	-39,7	24.028	693.241	0,3
33	EGB-S-SNG3	10,10	6,30	10,10	3.9.2014	57,8	78	703	25,3
34	EGB-S-SNG4	8,60	8,40	8,60	3.9.2014	72,0	30	255	21,5
35	EGB-S-SNG5	5,90	4,50	4,50	30.9.2014	-10,0	12.832	66.369	11,3
36	EGB-S-SPT1	9,20	7,80	9,20	22.7.2014	-21,4	966	8.635	2,3
37	EGB-S-SSL5	21,80	16,60	21,80	29.7.2014	4,8	207	3.473	10,9
38	EGB-S-SSL6	17,40	17,20	17,40	25.8.2014	102,3	4	69	8,7
39	EGB-S-SSP6	4,60	3,00	3,50	21.7.2014	-14,6	6.680	23.518	3,5
40	EGB-S-SSP7	13,50	6,40	9,50	30.9.2014	-3,1	66.572	577.017	9,5
41	EGB-S-SSP8	17,90	12,50	15,80	29.9.2014	12,1	14.661	212.289	15,8
42	EGB-S-SWL8	51,50	43,50	45,20	30.9.2014	-12,2	337	15.926	11,3
MTF-Alter									
1	EGB-S-LDX5	193,90	137,40	182,30	23.9.2014	-11,9	1.760	314.315	45,6
2	EGB-S-LDX6	165,30	134,30	165,30	11.9.2014	3,3	302	42.615	41,3
3	EGB-S-LDX7	167,70	88,90	144,20	15.9.2014	-8,1	6.070	739.905	36,1
4	EGB-S-LSP3	39,90	33,20	39,90	18.9.2014	17,4	219	7.670	39,9
5	EGB-S-LSP4	34,00	29,90	34,00	18.9.2014	18,9	146	4.499	34,0
6	EGB-S-SGD5	233,05	189,30	233,05	11.9.2014	28,4	226	45.463	23,3
7	EGB-S-SWL4	193,25	122,40	193,25	11.9.2014	67,5	518	80.061	48,3

1.14 Bonds performance

(All prices in % of par value, turnover in HRK)

Symbol	High	Low	Last	Date of last trade	Volume	Turnover
Orderbook trades						
ATGR-O-169A	107,00	106,40	107,00	18.9.2014	1.735.000	1.846.490
FNOI-D-151A	97,51	95,71	97,51	29.9.2014	18.927	138.298
FNOI-D-157A	93,00	86,08	89,55	29.9.2014	8.521	58.286
FNOI-D-161A	90,76	89,51	90,76	29.9.2014	8.002	54.643
FNOI-D-167A	89,20	85,61	86,51	29.9.2014	21.137	142.043
FNOI-D-171A	84,05	82,40	83,51	29.9.2014	5.764	36.273
FNOI-D-177A	81,67	79,40	80,51	29.9.2014	4.001	24.233
FNOI-D-181A	75,00	73,40	74,51	29.9.2014	6.454	36.063
FNOI-D-187A	72,51	71,40	72,51	29.9.2014	3.935	21.423
FNOI-D-191A	68,51	67,40	68,51	29.9.2014	3.935	20.225
FNOI-D-197A	65,51	64,40	65,51	29.9.2014	3.935	19.326
MTEL-O-137A	64,72	50,00	64,72	4.9.2014	20.000	43.659
RHMF-O-15CA	103,80	103,80	103,80	18.9.2014	37.500	38.925
RHMF-O-19BA	108,30	107,50	108,30	22.9.2014	810.100	6.653.219
RHMF-O-203A	116,70	115,25	115,50	30.9.2014	8.047.250	9.330.298
RHMF-O-203E	113,80	113,80	113,80	31.7.2014	1.500	13.036
RHMF-O-227E	118,80	116,75	118,80	29.9.2014	950.000	8.522.187
RHMF-O-247E	112,65	110,00	112,65	24.9.2014	7.115.379	60.440.063
RIBA-O-177A	107,00	104,50	106,50	17.9.2014	825.590	6.667.834
Total					19.626.928	94.106.523
Block trades						
MTEL-O-137A	68,00	64,80	68,00	10.9.2014	5.968.531	15.240.743
RHMF-O-15CA	103,95	103,65	103,65	8.9.2014	39.770.000	41.318.130
RHMF-O-172A	103,95	103,95	103,95	13.8.2014	34.400.000	35.758.800
RHMF-O-17BA	109,60	109,60	109,60	17.7.2014	3.550.000	3.890.800
Total					83.688.531	96.208.473
BONDS TOTAL					103.315.459	190.314.996

1.15 OTC Turnover

(All prices in % of par value, turnover in Kunas)

Symbol	High	Low	Last	Date of last trade	Volume	Turnover
ADPL-R-A	130,660	130,660	130,660	25.8.2014	4.000	522.640
ADRS-P-A	296,860	296,860	296,860	25.8.2014	1.500	445.290
ATGR-O-169A	106,450	106,450	106,450	26.8.2014	2.000.000	2.129.000
ATGR-R-A	1.018,740	1.018,740	1.018,740	25.8.2014	3.000	3.056.220
FMPS-R-A	14,250	14,250	14,250	24.7.2014	20.000	285.000
FNOI-D-151A	97,284	95,799	97,284	11.9.2014	438.390	3.204.332
FNOI-D-157A	93,112	86,110	93,088	11.9.2014	451.019	2.969.518
FNOI-D-161A	89,900	87,728	89,007	11.9.2014	452.674	3.098.977
FNOI-D-167A	85,610	83,962	85,146	11.9.2014	451.019	2.940.899
FNOI-D-171A	83,038	80,318	81,414	11.9.2014	452.674	2.861.221
FNOI-D-177A	79,400	76,888	77,902	11.9.2014	451.019	2.725.944
FNOI-D-181A	74,675	73,400	74,486	11.9.2014	452.674	2.533.026
FNOI-D-187A	71,486	70,410	71,273	11.9.2014	450.978	2.452.961
FNOI-D-191A	68,386	67,354	68,149	11.9.2014	452.674	2.325.598
FNOI-D-197A	65,466	64,400	65,209	11.9.2014	452.056	2.219.202
GDRIO-167A	99,374	99,374	99,374	25.8.2014	2.301.919	6.971.659
HEP-O-17CA	102,821	102,796	102,796	25.8.2014	12.587.428	6.035.130
HP-O-155A	103,900	103,450	103,450	30.9.2014	15.019.303	15.564.498
HT-R-A	152,080	152,080	152,080	25.8.2014	15.000	2.281.200
HUPZ-R-A	1.799,990	1.500,000	1.750,000	18.9.2014	2.319	4.057.295
JDBA-R-A	1.000,000	1.000,000	1.000,000	7.8.2014	100	100.000
JDGL-O-166A	98,577	98,577	98,577	25.8.2014	6.563.447	6.470.049
JRLN-O-17AA	104,800	104,420	104,420	28.7.2014	4.817.000	38.231.286
KOEI-R-A	712,750	695,000	712,750	25.8.2014	1.689	1.202.060
LEDO-R-A	8.750,680	8.600,000	8.600,000	30.9.2014	1.922	16.552.103
OIV-O-14BA	101,100	101,100	101,100	18.8.2014	650.000	657.150
PLAG-R-A	3.313,600	3.313,600	3.313,600	25.8.2014	127	420.827
PODR-R-A	311,430	311,430	311,430	25.8.2014	12.305	3.832.146
RHMF-O-157A	103,500	102,700	102,950	25.9.2014	36.286.220	284.736.561
RHMF-O-15CA	103,950	103,540	103,820	30.9.2014	723.170.438	750.550.327
RHMF-O-167A	106,150	105,500	106,150	30.9.2014	936.023.648	990.333.682
RHMF-O-172A	104,750	103,800	104,410	25.9.2014	356.329.534	371.503.125
RHMF-O-17BA	109,900	108,650	109,900	30.9.2014	210.541.161	230.284.876
RHMF-O-187A	105,310	105,296	105,310	25.8.2014	146.705.870	154.488.828
RHMF-O-19BA	109,450	106,200	109,100	30.9.2014	99.416.736	815.490.065
RHMF-O-203A	116,750	115,100	115,200	30.9.2014	230.656.405	265.980.687
RHMF-O-203E	115,600	112,000	115,600	29.9.2014	49.194.398	425.047.595
RHMF-O-227E	118,850	115,150	118,850	29.9.2014	42.657.420	377.072.588
RHMF-O-247E	113,850	109,100	113,600	30.9.2014	119.918.497	1.015.079.715
RIBA-O-17BA	104,550	103,250	104,500	22.9.2014	40.000.000	41.510.400
SLPF-R-A	34,500	34,500	34,500	25.8.2014	24.571	847.700
ZVZD-R-A	2.950,000	2.950,000	2.950,000	28.8.2014	4.430	13.068.500
Total					3.039.435.565	5.872.139.880

2 Members

2.1 Top 10 Members by Equity Turnover

Rank	Member	Equity turnover (HRK)	Market share (%)
1	Interkapital vrijednosni papiri d.o.o.	319.395.344	21,43
2	Erste&Steiermarkische Bank d.d.	306.342.352	20,56
3	Fima vrijednosnice d.o.o.	149.779.107	10,05
4	Zagrebačka banka d.d.	135.905.775	9,12
5	HITA vrijednosnice d.d.	134.136.091	9,00
6	Agram brokeri d.d.	115.258.777	7,73
7	Privredna banka Zagreb d.d.	91.848.609	6,16
8	Raiffeisenbank Austria d.d.	67.840.059	4,55
9	Hypo Alpe-Adria-Bank d.d.	34.630.346	2,32
10	Antea brokeri d.o.o.	29.408.561	1,97

2.2 Top 10 Members by Structured Products Turnover

Rank	Member	Structured Products turnover (HRK)	Market share (%)
1	Erste&Steiermarkische Bank d.d.	16.314.921	53,05
2	Privredna banka Zagreb d.d.	4.195.314	13,64
3	HITA vrijednosnice d.d.	3.911.731	12,72
4	Agram brokeri d.d.	2.555.170	8,31
5	Interkapital vrijednosni papiri d.o.o.	1.620.937	5,27
6	Fima vrijednosnice d.o.o.	1.485.339	4,83
7	Antea brokeri d.o.o.	397.750	1,29
8	Credos d.o.o.	135.699	0,44
9	Zagrebačka banka d.d.	126.131	0,41
10	Croatia banka d.d.	6.723	0,02

2.3 Top 10 Members by Bond Turnover

Rank	Member	Bond turnover (HRK)	Market share (%)
1	Interkapital vrijednosni papiri d.o.o.	183.006.331	48,08
2	Raiffeisenbank Austria d.d.	62.380.624	16,39
3	Privredna banka Zagreb d.d.	55.865.959	14,68
4	Erste&Steiermarkische Bank d.d.	26.733.083	7,02
5	HITA vrijednosnice d.d.	26.265.066	6,90
6	Zagrebačka banka d.d.	19.949.361	5,24
7	Hypo Alpe-Adria-Bank d.d.	3.286.741	0,86
8	OTP banka d.d.	2.432.796	0,64
9	Croatia banka d.d.	393.949	0,10
10	Fima vrijednosnice d.o.o.	250.229	0,07

2.4 1.12. Top 10 Members by Total Turnover

Rank	Member	Total turnover (HRK)	Market share (%)
1	Interkapital vrijednosni papiri d.o.o.	504.022.612	26,51
2	Erste&Steiermarkische Bank d.d.	349.390.356	18,37
3	HITA vrijednosnice d.d.	164.312.888	8,64
4	Zagrebačka banka d.d.	155.981.267	8,20
5	Privredna banka Zagreb d.d.	151.909.882	7,99
6	Fima vrijednosnice d.o.o.	151.514.675	7,97
7	Raiffeisenbank Austria d.d.	130.220.683	6,85
8	Agram brokeri d.d.	117.813.946	6,20
9	Hypo Alpe-Adria-Bank d.d.	37.917.087	1,99
10	Antea brokeri d.o.o.	29.867.119	1,57

2.5 Top 10 Members by Number of Trades

Rank	Member	Number of trades	Market share (%)
1	Agram brokeri d.d.	25.122	21,95
2	Hita vrijednosnice d.d.	18.585	16,23
3	Interkapital vrijednosni papiri d.o.o.	13.221	11,55
4	Privredna banka Zagreb d.d.	10.940	9,56
5	Erste&Steiermarkische banka d.d.	9.143	7,99
6	Fima-vrijednosnice d.o.o.	9.112	7,96
7	Zagrebačka banka d.d.	8.339	7,28
8	Raiffeisenbank Austria d.d.	3.857	3,37
9	Hypo-Alpe-Adria Bank d.d.	3.154	2,76
10	Croatia banka d.d.	2.546	2,22

2.6 Stocks with Market Makers

	Symbol	Issuer	Market Maker
1	ADPL-R-A	AD Plastik d.d.	Erste&Steiermärkische Bank d.d.
2	ADPL-R-A	AD Plastik d.d.	Interkapital vrijednosni papiri d.o.o.
3	ATGR-R-A	Atlantic Grupa d.d.	Raiffeisenbank Austria d.d.
4	ATGR-R-A	Atlantic Grupa d.d.	Zagrebačka banka d.d.
5	DDJH-R-A	Đuro Đaković Holding d.d.	Erste&Steiermärkische Bank d.d.
6	HT-R-A	Hrvatski Telekom d.d.	Erste&Steiermärkische Bank d.d.
7	HT-R-A	Hrvatski Telekom d.d.	Interkapital vrijednosni papiri d.o.o.
8	LEDO-R-A	Ledo d.d.	Erste&Steiermärkische Bank d.d.
9	LEDO-R-A	Ledo d.d.	Raiffeisenbank Austria d.d.
10	PODR-R-A	Podravka d.d.	Interkapital vrijednosni papiri d.o.o.
11	PODR-R-A	Podravka d.d.	Zagrebačka banka d.d.
12	ULPL-R-A	Uljanik Plovidba d.d.	Raiffeisenbank Austria d.d.

3 Corporate Actions

3.1 New Listings

3.1.1 Equities

	Issuer	Listing date	Number of listed shares	Nominal value
MTF				
MGKP-R-A	MGK-PACK d.d.	01.09.2014.	219.862	200,00
KOSN-R-A	KONČAR-ELEKTRIČNI APARATI SREDNJEG NAPONA d.d.	30.07.2014.	39.216	300,00
TUPD-R-A	TUP d.d.	01.09.2014.	149.820	200,00
MGKP-R-A	MGK-PACK d.d.	01.09.2014.	219.862	200,00

3.1.2 Structured Products

	Product name	Issuer	Listing date	Number of listed
	Regular Market			
EGB-S-LSP8	Turbos E-mini S&P 500 long	Erste Group Bank AG	15.07.2014.	1.000.000
EGB-S-LNG4	Turbos HENRY HUB N. GAS long	Erste Group Bank AG	15.07.2014.	2.500.000
EGB-S-LNG5	Turbos HENRY HUB N. GAS long	Erste Group Bank AG	15.07.2014.	2.500.000
EGB-S-SSP8	Turbos E-mini S&P 500 short	Erste Group Bank AG	15.07.2014.	1.000.000
EGB-S-SBU8	Turbos EURO BUND FUTURE short	Erste Group Bank AG	15.07.2014.	250.000
EGB-S-LSL9	Turbos srebro long	Erste Group Bank AG	15.07.2014.	500.000
EGB-S-LWL6	Turbos WTI light sweet (nafta) long	Erste Group Bank AG	15.07.2014.	250.000
EGB-S-SDXA	Turbos DAX short	Erste Group Bank AG	15.07.2014.	250.000
EGB-S-SWL7	Turbos WTI light sweet (nafta) short	Erste Group Bank AG	15.07.2014.	250.000
EGB-S-SDXB	Turbos DAX short	Erste Group Bank AG	15.07.2014.	250.000
EGB-S-LBU6	Turbos EURO BUND FUTURE long	Erste Group Bank AG	18.09.2014.	250.000
EGB-S-LWL8	Turbos WTI light sweet (nafta) long	Erste Group Bank AG	18.09.2014.	250.000
EGB-S-LDXC	Turbos DAX long	Erste Group Bank AG	18.09.2014.	250.000
EGB-S-LDXD	Turbos DAX long	Erste Group Bank AG	18.09.2014.	250.000
EGB-S-SGD7	Turbos zlato short	Erste Group Bank AG	18.09.2014.	100.000
EGB-S-SGD8	Turbos zlato short	Erste Group Bank AG	18.09.2014.	100.000
EGB-S-SSL7	Turbos srebro short	Erste Group Bank AG	18.09.2014.	500.000
EGB-S-LWL7	Turbos WTI light sweet (nafta) long	Erste Group Bank AG	18.09.2014.	250.000
EGB-S-SWL8	Turbos WTI light sweet (nafta) short	Erste Group Bank AG	18.09.2014.	250.000
EGB-S-SBU9	Turbos EURO BUND FUTURE short	Erste Group Bank AG	18.09.2014.	250.000
EGB-S-SNG5	Turbos HENRY HUB N. GAS short	Erste Group Bank AG	18.09.2014.	2.500.000
EGB-S-LSP8	Turbos E-mini S&P 500 long	Erste Group Bank AG	15.07.2014.	1.000.000
EGB-S-LNG4	Turbos HENRY HUB N. GAS long	Erste Group Bank AG	15.07.2014.	2.500.000
EGB-S-LNG5	Turbos HENRY HUB N. GAS long	Erste Group Bank AG	15.07.2014.	2.500.000
EGB-S-SSP8	Turbos E-mini S&P 500 short	Erste Group Bank AG	15.07.2014.	1.000.000

3.2 Delistings

3.2.1 Equities

Symbol	Issuer	Last trading date	Delisting date
	Regular Market		
HCVT-R-A	HOTELI CAVTAT d.d.	21.07.2014.	22.07.2014.
JDRA-R-A	JADRANKA d.d.	28.07.2014.	29.07.2014.
VLBT-R-A	InterFin d.d. (prethodno Velebit ZIF d.d.)	17.09.2014.	18.09.2014.
SSNC-R-A	Banco Popolare Croatia d.d.	06.08.2014.	12.08.2014.
SSNC-P-A1	Banco Popolare Croatia d.d.	06.08.2014.	12.08.2014.

3.2.2 Bonds

Symbol	Issuer	Last trading date	Delisting date
Official Market			
FNOI-D-147A	Fond za naknadu oduzete imovine	24.06.2014.	01.07.2014.
RPRO-O-181A	RIJEKA PROMET d.d.	18.07.2014.	18.07.2014.

3.2.3 Structured Products

Symbol	Product name	Issuer	Last trading date	Delisting date
MTP-Alter				
EGB-S-LSP4	Turbo certifikat srebro long	Erste Group Bank AG	24.09.2014.	30.09.2014.
EGB-S-LBU3	Turbo certifikat EURO BUND FUTURE long	Erste Group Bank AG	24.09.2014.	30.09.2014.
EGB-S-LBU4	Turbo certifikat EURO BUND FUTURE long	Erste Group Bank AG	24.09.2014.	30.09.2014.
EGB-S-SWL4	Turbo certifikat WTI light sweet (nafta) short	Erste Group Bank AG	24.09.2014.	30.09.2014.
EGB-S-SGD4	Turbo certifikat zlato short	Erste Group Bank AG	24.09.2014.	30.09.2014.
EGB-S-SGD5	Turbo certifikat zlato short	Erste Group Bank AG	24.09.2014.	30.09.2014.
EGB-S-SSL4	Turbo certifikat srebro short	Erste Group Bank AG	24.09.2014.	30.09.2014.
EGB-S-LDX7	Turbo certifikat DAX long	Erste Group Bank AG	24.09.2014.	30.09.2014.
EGB-S-LDX6	Turbo certifikat DAX long	Erste Group Bank AG	24.09.2014.	30.09.2014.
EGB-S-LDX5	Turbo certifikat DAX long	Erste Group Bank AG	24.09.2014.	30.09.2014.
EGB-S-LSP3	Turbo certifikat E-mini S&P 500 long	Erste Group Bank AG	24.09.2014.	30.09.2014.
Regular Market				
EGB-S-SSP6	Turbos E-mini S&P 500 short	Erste Group Bank AG	22.07.2014.	22.07.2014.
EGB-S-LDXB	Turbos DAX long	Erste Group Bank AG	28.07.2014.	28.07.2014.
EGB-S-SBU7	Turbos EURO BUND FUTURE short	Erste Group Bank AG	29.07.2014.	29.07.2014.
EGB-S-LSL9	Turbos srebro long	Erste Group Bank AG	06.08.2014.	06.08.2014.
EGB-S-LDXA	Turbos DAX long	Erste Group Bank AG	06.08.2014.	06.08.2014.
EGB-S-LWL6	Turbos WTI light sweet (nafta) long	Erste Group Bank AG	19.08.2014.	19.08.2014.
EGB-S-LSL8	Turbos srebro long	Erste Group Bank AG	22.09.2014.	22.09.2014.
EGB-S-LPT1	Turbos platina long	Erste Group Bank AG	25.09.2014.	25.09.2014.
EGB-S-LDX8	Turbos DAX long	Erste Group Bank AG	24.09.2014.	30.09.2014.
EGB-S-LSP5	Turbos E-mini S&P 500 long	Erste Group Bank AG	24.09.2014.	30.09.2014.
EGB-S-SDX9	Turbos DAX short	Erste Group Bank AG	24.09.2014.	30.09.2014.
EGB-S-LWL4	Turbos WTI light sweet (nafta) long	Erste Group Bank AG	24.09.2014.	30.09.2014.
EGB-S-LSP6	Turbos E-mini S&P 500 long	Erste Group Bank AG	24.09.2014.	30.09.2014.
EGB-S-LNG2	Turbos HENRY HUB N. GAS long	Erste Group Bank AG	24.09.2014.	30.09.2014.
EGB-S-LNG1	Turbos HENRY HUB N. GAS long	Erste Group Bank AG	24.09.2014.	30.09.2014.
EGB-S-LWL5	Turbos WTI light sweet (nafta) long	Erste Group Bank AG	24.09.2014.	30.09.2014.
EGB-S-LPT2	Turbos platina long	Erste Group Bank AG	24.09.2014.	30.09.2014.
EGB-S-LPT1	Turbos platina long	Erste Group Bank AG	24.09.2014.	30.09.2014.

Symbol	Product name	Issuer	Last trading date	Delisting date
EGB-S-SGD6	Turbos zlato short	Erste Group Bank AG	24.09.2014.	30.09.2014.
EGB-S-SPT1	Turbos platina short	Erste Group Bank AG	24.09.2014.	30.09.2014.
EGB-S-SPT2	Turbos platina short	Erste Group Bank AG	24.09.2014.	30.09.2014.
EGB-S-SSL5	Turbos srebro short	Erste Group Bank AG	24.09.2014.	30.09.2014.

3.3 Listing of additional issues

3.3.1 Equities

Symbol	Issuer	Listing date	Number of additional shares	Total number of listed shares
Official Market				
FNOI-D-151A	Fond za naknadu oduzete imovine	24.07.2014	244.619	5.908.013
FNOI-D-157A	Fond za naknadu oduzete imovine	24.07.2014	244.619	5.908.013
FNOI-D-161A	Fond za naknadu oduzete imovine	24.07.2014	244.619	5.908.013
FNOI-D-167A	Fond za naknadu oduzete imovine	24.07.2014	244.619	5.908.013
FNOI-D-171A	Fond za naknadu oduzete imovine	24.07.2014	244.619	5.908.013
FNOI-D-177A	Fond za naknadu oduzete imovine	24.07.2014	244.619	5.908.013
FNOI-D-181A	Fond za naknadu oduzete imovine	24.07.2014	244.619	5.908.013
FNOI-D-187A	Fond za naknadu oduzete imovine	24.07.2014	244.619	5.908.013
FNOI-D-191A	Fond za naknadu oduzete imovine	24.07.2014	244.619	5.908.013
FNOI-D-197A	Fond za naknadu oduzete imovine	24.07.2014	244.619	5.908.013

3.4 Capital Decreases

Symbol	Issuer	Date	Before		After	
			No. of shares	Nom. value.	No. of shares	Nom. value.
Regular Market						
BRIN-R-A	ZAIF BREZA d.d.	10.09.2014.	506.000	100,00	506.000	30,00
DDJH-R-A	ĐURO ĐAKOVIĆ HOLDING d.d.	17.09.2014.	3.237.068	80,00	3.237.068	20,00
HPDG-R-A	HOTELI PODGORA d.d.	18.09.2014.	366.250	370,00	366.250	10,00
HTPO-R-A	HTP OREBIĆ d.d.	23.09.2014.	175.820	200,00	175.820	100,00
LRH-R-A	LIBURNIA RIVIERA HOTELI d.d.	24.09.2014.	302.641	3.200,00	302.641	2.860,00

3.5 Nominal Value Changes and Capital Increases

Symbol	Issuer	Date	Before		After	
			No. of shares	Nom. value.	No. of shares	Nom. value.
Official Market						
HT-R-A	HT d.d.	03.07.2014.	81.888.535	100,00*	81.888.535	108,47*
MDKA-R-A	MEDIKA d.d.	15.07.2014.	30.194	3.120,00	30.194	4.470,00
KOEI-R-A	KONČAR-ELEKTROINDUSTRIJA d.d.	17.07.2014.	2.572.119	400,00	2.572.119	470,00
Regular Market						
ILRA-R-A	ILIRIJA d.d.	04.07.2014.	249.386	450,00	249.386	500,00
CKML-R-A	ČAKOVEČKI MLINOVI d.d.	14.08.2014.	105.000	540,00	105.000	670,00
JNAF-R-A	JANAF d.d.	26.09.2014.	1.007.658	2.770,00	1.007.658	2.800,00
ATLN-R-A	EXCELSA NEKRETNINE d.d.	26.09.2014.	3.335.801	29,83*	3.335.801	32,83*
TUHO-R-A	TURISTHOTEL d.d.	24.09.2014.	394.756	360,00	394.756	430,00
MTP - Fortis						
JDGL-R-A	JADRAN-GALENSKI LABORATORIJ d.d.	16.07.2014.	589.540	100,00	1.179.080	100,00
HMNS-R-A	HUMANITAS d.d.	22.08.2014.	1.341.190	10,00	1.649.663	10,00
MIVA-R-A	VAJDA d.d. Čakovec	24.09.2014.	64.930	390,00	64.930	400,00

3.6 Squeeze out

Symbol	Issuer	Date	Payed amount	Payment date
Regular Market				
SSNC-R-A	BANCO POPOLARE CROATIA d.d.	12.08.2014.	571,58	12.08.2014.
SSNC-P-A1	BANCO POPOLARE CROATIA d.d.	12.08.2014.	571,58	12.08.2014.

4 Listed Financial Instruments

4.1 Stocks

No..	Symbol	Issuer	Listed quantity	Nominal value	Free float (%)
Official Market					
1	ADPL-R-A	AD Plastik d.d.	4.199.584	100 HRK	64,17
2	ATGR-R-A	Atlantic Grupa d.d.	3.334.300	40 HRK	26,57
3	CROS-P-A	Croatia osiguranje d.d.	8.750	1400 HRK	63,11
4	CROS-R-A	Croatia osiguranje d.d.	307.598	1400 HRK	6,41
5	DLKV-R-A	Dalekovod d.d.	2.867.265	10 HRK	92,72
6	HT-R-A	HT d.d.	81.888.535		42,00
7	IGH-R-A	Institut IGH d.d.	264.170	190 HRK	61,91
8	INA-R-A	Ina d.d.	10.000.000	900 HRK	6,08
9	INGR-R-A	Ingra d.d.	13.545.200		94,29
10	KOEI-R-A	Končar - elektroindustrija d.d.	2.572.119	470 HRK	74,85
11	LEDO-R-A	Ledo d.d.	313.920	380 HRK	47,38
12	LKPC-R-A	Luka Ploče d.d.	422.967	400 HRK	74,38
13	MDKA-R-A	Medika d.d.	30.194	4470 HRK	11,50
14	MGMA-R-A	Magma d.d.	4.874.160	10 HRK	34,00
15	OPTE-R-A	OT-Optima telekom d.d.	2.820.070	10 HRK	28,37
16	PODR-R-A	Podravka d.d.	5.420.003	200 HRK	68,18
17	PTKM-R-A	Petrokemija d.d.	4.436.447	30 HRK	56,17
18	ULPL-R-A	Uljanik Plovidba d.d.	580.000	400 HRK	79,06
19	ULJN-R-A	ULJANIK d. d.	3.356.250	90 HRK	79,22
20	VART-R-1	Varteks d. d.	2.220.807	50 HRK	36,50
21	VERN-R-A	Genera d.d.	1.844.860	100 HRK	27,77
22	VIRO-R-A	Viro tvornica šećera d.d.	1.386.667		27,12
Regular Market					
23	3MAJ-R-A	3. maj brodogradilište d.d.	1.261.401	100 HRK	16,85
24	ACI-R-A	ACI d. d.	111.060	3600 HRK	14,67
25	ADRS-P-A	Adris grupa d.d.	6.784.100	10 HRK	88,03
26	ADRS-R-A	Adris grupa d.d.	9.615.900	10 HRK	53,49
27	AGMM-R-A	Agromedimurje d.d.	41.390	1900 HRK	26,34
28	AMDN-R-A	Apartmani Medena d.d.	765.376	300 HRK	84,68
29	ARNT-R-A	Arenaturist d. d.	2.182.500	20 HRK	25,85
30	ATLN-R-A	Excelsa nekretnine d.d.	3.335.801		14,17
31	ATLS-R-A	Atlas d.d. Dubrovnik	1.904.315		11,86
32	ATPL-R-A	Atlantska plovidba d.d.	1.395.520	300 HRK	78,18
33	AUHR-R-A	Auto Hrvatska d.d. Zagreb	500.000	100 HRK	69,07
34	BD62-R-A	Badel 1862 d.d.	752.106	100 HRK	32,21
35	BDMR-R-A	Brodomerkur d.d.	99.331	1900 HRK	7,09

No..	Symbol	Issuer	Listed quantity	Nominal value	Free float (%)
36	BLKL-R-A	Bilokalnik-IPA d.d.	499.582	300 HRK	8,15
37	BLJE-R-A	Belje d.d. Darda	8.215.487	100 HRK	32,45
38	BPBA-R-A	VABA d.d.	1.787.111		51,19
39	BRIN-R-A	ZAIF Breza d.d.	506.000	30 HRK	59,29
40	BRNK-R-A	Brionka d. d.	132.410	380 HRK	41,27
41	BRST-R-A	BRESTOVAC d.d. u stečaju	172.800	300 HRK	12,14
42	CHAG-R-A	Chromos agro d.d.	120.497	300 HRK	39,85
43	CKML-R-A	Čakovečki mlinovi d.d.	105.000	670 HRK	54,32
44	CRAL-P-A	Croatia airlines d.d.	17.590	10 HRK	3,85
45	CRAL-P-A1	Croatia airlines d.d.	6.762	10 HRK	0,00
46	CRAL-P-A2	Croatia airlines d.d.	13.025	10 HRK	0,00
47	CRAL-P-A3	Croatia airlines d.d.	7.356	10 HRK	0,00
48	CRAL-P-A4	Croatia airlines d.d.	6.464	10 HRK	2,58
49	CRAL-R-A	Croatia airlines d.d.	4.924.279	20 HRK	2,90
50	CTKS-R-A	Čateks d.d.	246.201	200 HRK	57,05
51	DALS-R-A	Dalma d.d.	1.241.157	370 HRK	5,22
52	DDJH-R-A	Đuro Đaković holding d.d.	3.237.068	20 HRK	47,97
53	DTR-R-A	DTR d.d.	107.850	370 HRK	8,70
54	DUPM-R-A	Dubrovačko primorje d.d.	354.410	300 HRK	8,08
55	ELKL-R-A	Elektrometal d.d.	83.867	380 HRK	58,20
56	ELKP-R-A	Elektroprojekt d.d.	89.800	380 HRK	60,14
57	ELPR-R-A	Elektropromet d.d.	334.860	300 HRK	41,64
58	ERNT-R-A	Ericsson Nikola Tesla d.d.	1.331.650	100 HRK	50,73
59	FMPS-R-A	ZAIF Proprius d.d.	2.003.172	60 HRK	36,13
60	FNVC-R-A	Finvest Corp d. d.	617.751	250 HRK	9,26
61	HBRL-R-A	Hoteli Brela d.d.	14.354.170	10 HRK	10,42
62	HBVD-R-A	Hoteli Baška voda d.d.	286.383	80 HRK	7,72
63	HDEL-R-A	Hidroelektra niskogradnja d.d.	623.881	100 HRK	54,72
64	HEFA-R-A	Helios Faros d.d.	338.420	200 HRK	15,53
65	HGSP-R-A	HG Spot d.d. u stečaju	330.000	100 HRK	64,63
66	HHLD-R-A	Hoteli Haludovo Malinska d.d.	10.732.908	20 HRK	4,86
67	HIMR-R-A	Imperial d.d.	635.855	400 HRK	38,83
68	HJDR-R-A	Hoteli Jadran d.d.	107.115	700 HRK	13,73
69	HMAM-R-A	Hoteli Makarska d.d.	1.119.470	200 HRK	10,70
70	HMDN-R-A	Hotel Medena d.d.	393.800	300 HRK	17,07
71	HMST-R-A	Hoteli Maestral d.d.	515.720	200 HRK	15,85
72	HPB-R-A	HPB d.d.	594.836	1100 HRK	0,78
73	HPDG-R-A	Hoteli Podgora d.d.	366.250	10 HRK	37,85
74	HTCP-R-A	Hoteli Tučepi, d.d.	548.200	300 HRK	8,59
75	HTPK-R-A	HTP Korčula d.d.	427.431	50 HRK	49,79
76	HTPO-R-A	HTP Orebić d.d.	175.820	100 HRK	24,91

No..	Symbol	Issuer	Listed quantity	Nominal value	Free float (%)
77	HUPZ-R-A	HUP - Zagreb d.d.	449.185	400 HRK	35,68
78	HVDC-R-A	Hoteli Vodice d.d.	468.634		14,27
79	HZLA-R-A	Hoteli Zlatni rat d.d.	725.519	360 HRK	25,10
80	HZVG-R-A	Hoteli Živogošće d.d.	302.760	370 HRK	26,48
81	IKBA-P-A	Istarska kreditna banka Umag d.d.	3.026	1100 HRK	56,08
82	IKBA-R-A	Istarska kreditna banka Umag d.d.	144.974	1100 HRK	50,79
83	ILRA-R-A	Ilirija d.d.	249.386	500 HRK	16,92
84	IMZV-R-A	Imunološki zavod d.d.	225.284	380 HRK	26,59
85	IPKK-R-A	Termes grupa d.d.	715.090	100 HRK	10,40
86	ISTR-R-A	Istra d.d.	64.980	1700 HRK	15,72
87	JDBA-R-A	Jadranska banka d.d.	119.623	2000 HRK	60,41
88	JDGT-R-A	Jadroagent d.d.	110.845	400 HRK	100,00
89	JDOS-R-A	Jadransko osiguranje d.d.	125.000	400 HRK	69,58
90	JDPL-R-A	Jadroplov d.d.	1.636.674	360 HRK	29,36
91	JDRF-R-A	Jadran film d.d.	163.470	100 DEM	11,73
92	JDTC-R-A	Jadran d.d.	141.633	300 HRK	27,46
93	JLSA-R-A	Jelsa d.d.	1.343.473	70 HRK	3,19
94	JMNC-R-A	Jamnica d.d.	22.126	3800 HRK	14,00
95	JNAF-R-A	Janaf d.d.	1.007.658	2800 HRK	8,64
96	KABA-P-A	Karlovačka banka d.d.	10.824	100 HRK	33,67
97	KABA-R-A	Karlovačka banka d.d.	1.328.233	10 HRK	59,28
98	KAPF-R-A	Kapitalni fond d.d.	3.845.501	100 HRK	0,01
99	KBZ-R-A	Kreditna banka Zagreb d.d.	1.865.532	100 HRK	30,88
100	KMSK-R-A	KAMENSKO d.d. u stečaju	212.671	400 HRK	60,26
101	KODT-P-A	Končar - distributivni i specijalni transformatori d.d.	61.428	300 HRK	90,74
102	KODT-R-A	Končar - distributivni i specijalni transformatori d.d.	194.188	300 HRK	27,10
103	KOES-R-A	Koestlin d.d.	130.276	700 HRK	12,01
104	KOKA-R-A	Koka d.d.	903.220	200 HRK	7,62
105	KORF-R-A	Valamar Adria Holding d.d.	7.467.235	50 HRK	40,04
106	KOSK-P-A	Končar - sklopna postrojenja d.d.	40.718	130 HRK	79,50
107	KOSK-R-A	Končar - sklopna postrojenja d.d.	82.502	130 HRK	8,15
108	KRAS-R-A	Kraš d.d.	1.373.621	400 HRK	62,43
109	KSST-R-A	Kaštelanski staklenici d.d.	113.593	2500 HRK	25,45
110	KTJV-R-A	Kutjevo d.d.	5.726.429	50 HRK	6,71
111	KTKS-R-A	Koteks d.d.	669.467	50 HRK	9,77
112	LKRI-R-A	Luka Rijeka d.d.	5.980.475	100 HRK	20,71
113	LPLH-R-A	Lošinjska plovidba - holding d.d.	662.416	350 HRK	43,87
114	LRH-R-A	Liburnia Riviera Hoteli d.d.	302.641	2860 HRK	13,15
115	LURA-R-A	Dukat d.d.	3.000.000	100 HRK	6,30
116	LVCV-R-A	Lavčević d.d.	478.200	300 HRK	23,68

No..	Symbol	Issuer	Listed quantity	Nominal value	Free float (%)
117	MAIS-R-A	Maistra d. d.	10.944.339		10,89
118	MIV-R-A	MIV d.d.	15.018	3700 HRK	40,53
119	MLNR-R-A	Mlinar d.d.	195.409	400 HRK	5,16
120	MLNR-R-B	Mlinar d.d.	60.000	660 HRK	0,52
121	MRNA-R-A	Mirna d.d.	368.040	100 HRK	5,14
122	MRSK-R-A	Maraska d.d.	998.833	70 HRK	2,50
123	NVBA-R-A	Nava banka d.d.	426.981	30 HRK	32,01
124	OLVD-R-A	Olympia Vodice d.d.	468.786		10,78
125	PAN-R-A	PAN - trgopromet d.d.	532.207	100 HRK	7,19
126	PBZ-R-A	PBZ d.d.	19.074.769	100 HRK	2,19
127	PDBA-R-A	Podravska banka d.d.	668.749	400 HRK	34,07
128	PIKR-R-A	PIK d. d.	233.460	350 HRK	52,92
129	PIVK-R-A	PIK-Vinkovci d.d.	317.225	400 HRK	15,82
130	PLAG-P-A	Plava laguna d.d.	105.000	1000 HRK	0,00
131	PLAG-R-A	Plava laguna d.d.	546.318		17,99
132	PLCH-R-A	Palace hotel Zagreb d.d.	126.726	400 HRK	12,64
133	PLJK-R-A	Puljanka d.d.	1.055.558	100 HRK	22,30
134	PPOR-R-A	PP Orahovica d.d.	165.803	100 HRK	4,10
135	PUNT-P-A	Pounje d.d.	300.000	10 HRK	0,00
136	PUNT-R-A	Pounje d.d.	1.333.350	10 HRK	81,63
137	QUNE-R-A	Quaestus nekretnine d.d. u likvidaciji	2.255.463	80 HRK	80,96
138	RIZO-R-A	RIZ-odašiljači d.d.	374.179	370 HRK	35,39
139	SAPN-R-A	Saponia d.d.	658.564	300 HRK	12,22
140	SCOS-R-A	Sunce osiguranje d.d.	407.261	100 HRK	24,84
141	SLDM-R-A	Slobodna Dalmacija d.d.	5.221.116	70 HRK	4,54
142	SLPF-R-A	Slavonski ZIF d.d.	3.346.418	20 HRK	42,96
143	SLRS-R-A	Solaris d.d.	617.719	300 HRK	8,00
144	SNBA-R-A	Slatinska banka d.d.	918.972	100 HRK	70,55
145	SPVA-R-A	Spačva d.d. Vinkovci	276.522	20 HRK	9,56
146	SUNH-R-A	Sunčani Hvar d.d.	8.341.288	40 HRK	11,09
147	THNK-R-A	Tehnika d.d.	189.460	900 HRK	71,97
148	TISK-R-A	Tisak d.d.	2.386.587	100 HRK	16,54
149	TKPR-R-A	Tekstilpromet d.d.	81.842	400 HRK	49,09
150	TLM-R-A	TLM d.d.	1.840.082		11,96
151	TNKC-R-A	Tankerkomerc d.d.	34.182	1880 HRK	57,76
152	TOZ-R-A	TOZ penkala, Tvornica olovaka Zagreb d.d.	200.000	300 HRK	44,58
153	TRFM-R-A	Terra firma d. d.	36.000	1000 HRK	30,15
154	TRMD-R-A	Terra Mediterranea d.d.	230.997	100 HRK	56,67
155	TUHO-R-A	Turisthotel d.d.	394.756	430 HRK	67,76
156	VDKT-R-A	Viadukt d.d.	456.813	300 HRK	77,12
157	VDZG-R-A	Vodoprivreda Zagreb d.d.	395.449	100 HRK	12,56

No..	Symbol	Issuer	Listed quantity	Nominal value	Free float (%)
158	VELO-R-A	Velebit osiguranje d.d.	1.517.100		24,73
159	VIS-R-A	Vis d.d.	517.839	100 HRK	31,28
160	VJSN-R-A	Vjesnik d.d.	1.061.683	100 HRK	9,08
161	VLEN-R-B	Viktor Lenac d.d.	13.844.447	10 HRK	7,94
162	VPIK-R-A	Vupik d.d.	1.505.473	400 HRK	38,30
163	VZIO-R-A	Velebit životno osiguranje d.d.	1.060.000		30,42
164	ZABA-R-A	Zagrebačka banka d.d.	320.241.955	20 HRK	3,79
165	ZLAR-R-A	Zlatni rat d.d.	1.839.195	10 HRK	6,33
166	ZPKL-R-A	Zagrebačke pekarnice Klara d.d.	283.760	400 HRK	24,32
167	ZTNJ-R-A	Žitnjak d.d.	205.643	690 HRK	10,57
168	ZVCV-R-A	Zvečevo d.d.	307.808	200 HRK	37,00
169	ZVZD-R-A	Zvijezda d.d.	100.257	2000 HRK	25,26
MTF-Fortis					
1	ADBK-R-A	Auto-Dubrovnik d.d.	60.073	300 HRK	11,71
2	ASER-R-A	Automehanika servisi d.d.	26.843	400 HRK	0,00
3	BCIN-R-A	BC Institut d.d.	166.500	180 HRK	36,95
4	BDSS-R-A	Brodospas d.d. Split	372.331	80 HRK	21,91
5	BRBA-P-A	KentBank d. d.	2.547	3800 HRK	77,27
6	EHOS-R-A	Euroherc osiguranje d.d.	305.010	200 HRK	70,77
7	EPLT-R-A	Europlantaže d.d.	444.260	10 HRK	11,05
8	EXPD-R-A	Exportdrvo d.d.	45.500	400 HRK	19,65
9	FRNK-R-A	Franck d.d.	427.170	680 HRK	17,62
10	GBRT-R-A	Gabarit d.d.	68.100	10 HRK	2,40
11	GRAF-R-A	GRAFIČAR - d.d.	74.000	400 HRK	52,74
12	HMNS-R-A	Humanitas d.d.	1.649.663	10 HRK	2,78
13	HRDH-R-A	Hrvatski duhani d.d.	842.807	300 HRK	7,30
14	HRUC-R-A	HERUC d.d.	106.719	200 HRK	17,58
15	INFS-R-A	Infosistem d.d.	53.557	400 HRK	50,26
16	ISAU-R-A	Istra - auto d.d.	83.523	200 HRK	11,16
17	JDGL-R-A	JADRAN - GALENSKI LABORATORIJ d. d.	1.179.080	100 HRK	48,41
18	KMKA-R-A	Kemika d.d.	95.259	300 HRK	33,57
19	KOSN-R-A	Končar - električni aparati srednjeg napona d.d.	39.216	300 HRK	30,13
20	KOTR-P-A	Končar - mjerni transformatori d.d.	27.132	300 HRK	75,47
21	KTKA-R-A	KOTKA d.d.	33.077	800 HRK	35,40
22	LCDS-R-A	Lucidus d.d.	2.531.200	100 HRK	26,09
23	MESR-R-A	Meso-rad d.d.	133.102	100 HRK	17,37
24	MGKP-R-A	MGK-pack d.d.	219.862	200 HRK	15,86
25	MIVA-R-A	Vajda d.d. Čakovec	64.930	400 HRK	99,95
26	MTSM-R-A	MONTER-STROJARSKE MONTAŽE d.d.	5.241	3600 HRK	37,86
27	NEXE-R-A	Nexe grupa d.d.	9.463.780	10 HRK	13,28

No..	Symbol	Issuer	Listed quantity	Nominal value	Free float (%)
28	OPEK-R-A	Opeka d.d.	516.000	100 HRK	14,10
29	PRFC-R-A	Proficio d.d.	3.912.908	10 HRK	44,80
30	PSMR-R-A	Pismorad d.d.	23.290	370 HRK	74,00
31	RIVP-R-A	Riviera Adria d.d.	106.546.340		14,49
32	RZVI-R-A	Razvitak d.d.	2.123.040	10 HRK	8,71
33	SM86-R-A	SEM 1986 d.d.	136.432	100 HRK	17,56
34	SNHO-R-A	SN holding d.d.	2.670.000		37,83
35	SPNV-R-A	Spin Valis d.d.	65.706	400 HRK	25,78
36	STPL-R-A	STRAŽAPLASTIKA d.d.	71.589	400 HRK	33,60
37	TDZ-R-A	Tvornica duhana Zagreb d.d.	324.808	700 HRK	3,87
38	THMT-R-A	TEHNOMONT d.d.	268.321	300 HRK	22,22
39	TNPL-R-A	TANKERSKA PLOVIDBA d.d.	626.385	600 HRK	14,63
40	TSHC-R-A	Tvornica stočne hrane d.d.	13.551	1800 HRK	74,57
41	TUPD-R-A	TUP d.d.	149.820	200 HRK	25,09
42	VLHO-R-A	Valamar grupa d.d.	6.610.114		18,92
43	ZEP-R-A	Zagrebačko elektrotehničko poduzeće d.d.	75.560	370 HRK	61,99

4.2 Bonds

Symbol	Issuer	Nominal value	Listed quantity	Coupon rate	Maturity
Official Market					
ATGR-O-169A	Atlantic Grupa d.d.	1 HRK	115.000.000	6,750	20.9.2016
FNOI-D-151A	Fond za naknadu oduzete imovine	1 EUR	5.908.013	0,000	1.1.2015
FNOI-D-157A	Fond za naknadu oduzete imovine	1 EUR	5.908.013	0,000	1.7.2015
FNOI-D-161A	Fond za naknadu oduzete imovine	1 EUR	5.908.013	0,000	1.1.2016
FNOI-D-167A	Fond za naknadu oduzete imovine	1 EUR	5.908.013	0,000	1.7.2016
FNOI-D-171A	Fond za naknadu oduzete imovine	1 EUR	5.908.013	0,000	1.1.2017
FNOI-D-177A	Fond za naknadu oduzete imovine	1 EUR	5.908.013	0,000	1.7.2017
FNOI-D-181A	Fond za naknadu oduzete imovine	1 EUR	5.908.013	0,000	1.1.2018
FNOI-D-187A	Fond za naknadu oduzete imovine	1 EUR	5.908.013	0,000	1.7.2018
FNOI-D-191A	Fond za naknadu oduzete imovine	1 EUR	5.908.013	0,000	1.1.2019
FNOI-D-197A	Fond za naknadu oduzete imovine	1 EUR	5.908.013	0,000	1.7.2019
GDRI-O-167A	Grad Rijeka	1 EUR	24.574.513	4,125	18.7.2016
GDST-O-15BA	Grad Split	1 EUR	8.100.000	4,750	27.11.2015
GDST-O-177A	Grad Split	1 EUR	8.200.000	6,000	8.7.2017
HEP-O-17CA	HEP d.d.	1 HRK	700.000.000	6,500	7.12.2017
HOTR-O-173A	Hospitalija trgovina d.o.o.	1 EUR	7.715.000	9,750	23.3.2017
HP-O-155A	HP - Hrvatska pošta d.d.	1 HRK	400.000.000	7,750	31.5.2015
IGH-O-176A	Institut IGH d.d.	1 EUR	10.000.000	9,000	6.6.2017
INGR-O-11CA	Ingtra d.d.	1 HRK	162.425.661	6,125	6.12.2016
JDGL-O-166A	JADRAN - GALENSKI LABORATORIJ d. d.	1 HRK	140.000.000	4,800	10.6.2016

Symbol	Issuer	Nominal value	Listed quantity	Coupon rate	Maturity
JRLN-O-17AA	Jadrolinija	1 EUR	11.000.000	6,500	24.10.2017
MTEL-O-137A	Metronet telekomunikacije d.d.	0,5 EUR	19.800.000	4,500	19.3.2022
OIV-O-14BA	Odašiljači i veze d.o.o.	1 HRK	100.000.000	7,250	20.11.2014
PLOR-O-157A	Plodine d. d.	1 HRK	62.170.000	9,000	10.7.2015
RHMF-O-157A	Ministarstvo financija Republike Hrvatske	1 EUR	350.000.000	4,250	14.7.2015
RHMF-O-15CA	Ministarstvo financija Republike Hrvatske	1 HRK	5.500.000.000	5,250	15.12.2015
RHMF-O-167A	Ministarstvo financija Republike Hrvatske	1 HRK	3.500.000.000	5,750	22.7.2016
RHMF-O-172A	Ministarstvo financija Republike Hrvatske	1 HRK	5.500.000.000	4,750	8.2.2017
RHMF-O-17BA	Ministarstvo financija Republike Hrvatske	1 HRK	4.000.000.000	6,250	25.11.2017
RHMF-O-187A	Ministarstvo financija Republike Hrvatske	1 HRK	2.750.000.000	5,250	10.7.2018
RHMF-O-19BA	Ministarstvo financija Republike Hrvatske	1 EUR	1.000.000.000	5,375	29.11.2019
RHMF-O-203A	Ministarstvo financija Republike Hrvatske	1 HRK	5.000.000.000	6,750	5.3.2020
RHMF-O-203E	Ministarstvo financija Republike Hrvatske	1 EUR	1.000.000.000	6,500	5.3.2020
RHMF-O-227E	Ministarstvo financija Republike Hrvatske	1 EUR	1.000.000.000	6,500	22.7.2022
RHMF-O-247E	Ministarstvo financija Republike Hrvatske	1 EUR	1.400.000.000	5,750	10.7.2024
RIBA-O-177A	Erste&Steiermärkische Bank d. d.	1 EUR	80.000.000	6,500	18.7.2017
RIBA-O-17BA	Erste&Steiermärkische Bank d. d.	1 HRK	300.000.000	5,875	23.11.2017
SCVI-O-14CA	ŠC Višnjik d.o.o.	1 EUR	9.600.000	8,810	23.12.2014
Regular Market					
GROS-O-17AA	Grad Osijek	1 HRK	25.000.000	5,500	30.10.2017
GRVI-O-17AA	Grad Vinkovci	1 HRK	42.000.000	5,500	23.10.2017

4.3 Rights

Symbol	Issuer	Nominal value	Listed quantity
RHMJ-A-A	Republika Hrvatska	1 HRK	400.000.000
RHMF-A-A	Republika Hrvatska	1 HRK	644.750.000

4.4 Commercial Papers

Symbol	Issuer	Nominal value	Listed quantity
Official Market			
PTKM-M-444A	Petrokemija d.d.	1 HRK	29.781.232
PTKM-M-516A	Petrokemija d.d.	1 HRK	6.611.111
PTKM-M-516E	Petrokemija d.d.	1 EUR	888.888
Regular Market			
ZGMN-M-448A	Zagreb-Montaža d.o.o.	1 HRK	13.050.000

4.5 Structured Products

Symbol	Issuer	Instrument name	Maturity	Ratio	Strike price	Barrier price
Turbo certificates						
Regular Market						
EGB-S-SWL8	Erste Group Bank AG	Turbos WTI light sweet (nafta) short		1,000	101,4216 USD	98,9216 USD
EGB-S-SWL7	Erste Group Bank AG	Turbos WTI light sweet (nafta) short		1,000	111,3781 USD	108,8781 USD
EGB-S-SSP8	Erste Group Bank AG	Turbos E-mini S&P 500 short	18.9.2015	0,010	2.221,20 USD	2.171,20 USD
EGB-S-SSP7	Erste Group Bank AG	Turbos E-mini S&P 500 short	18.9.2015	0,010	2.121,20 USD	2.071,20 USD
EGB-S-SSL8	Erste Group Bank AG	Turbos srebro short		1,000	20,30 USD	19,80 USD
EGB-S-SSL7	Erste Group Bank AG	Turbos srebro short		1,000	24,3038 USD	23,8038 USD
EGB-S-SSL6	Erste Group Bank AG	Turbos srebro short		1,000	22,2952 USD	21,7952 USD
EGB-S-SNG5	Erste Group Bank AG	Turbos HENRY HUB N. GAS short		1,000	4,9023 USD	4,8023 USD
EGB-S-SNG4	Erste Group Bank AG	Turbos HENRY HUB N. GAS short		1,000	5,402 USD	5,302 USD
EGB-S-SNG3	Erste Group Bank AG	Turbos HENRY HUB N. GAS short		1,000	5,6467 USD	5,5467 USD
EGB-S-SHT3	Erste Group Bank AG	Turbos HRVATSKI TELEKOM (dionica) short		1,000	183,0295 HRK	173,0295 HRK
EGB-S-SGD8	Erste Group Bank AG	Turbos zlato short		0,100	1.513,3703 USD	1.463,3703 USD
EGB-S-SGD7	Erste Group Bank AG	Turbos zlato short		0,100	1.413,4778 USD	1.363,4778 USD
EGB-S-SDXB	Erste Group Bank AG	Turbos DAX short		0,010	10.927,33 EUR	10.677,33 EUR

Symbol	Issuer	Instrument name	Maturity	Ratio	Strike price	Barrier price
EGB-S-SDXA	Erste Group Bank AG	Turbos DAX short		0,010	10.430,63 EUR	10.180,63 EUR
EGB-S-SBU9	Erste Group Bank AG	Turbos EURO BUND FUTURE short		1,000	157,8157 EUR	156,8157 EUR
EGB-S-SBU8	Erste Group Bank AG	Turbos EURO BUND FUTURE short		1,000	153,0962 EUR	151,0962 EUR
EGB-S-LWL8	Erste Group Bank AG	Turbos WTI light sweet (nafta) long		1,000	79,1322 USD	81,6322 USD
EGB-S-LWL7	Erste Group Bank AG	Turbos WTI light sweet (nafta) long		1,000	84,1381 USD	86,6381 USD
EGB-S-LSP8	Erste Group Bank AG	Turbos E-mini S&P 500 long	18.9.2015	0,010	1.821,20 USD	1.871,20 USD
EGB-S-LSP7	Erste Group Bank AG	Turbos E-mini S&P 500 long	18.9.2015	0,010	1.721,20 USD	1.771,20 USD
EGB-S-LSLB	Erste Group Bank AG	Turbos srebro long		1,000	16,50 USD	17,00 USD
EGB-S-LSLA	Erste Group Bank AG	Turbos srebro long		1,000	14,50 USD	15,00 USD
EGB-S-LNG5	Erste Group Bank AG	Turbos HENRY HUB N. GAS long		1,000	3,1295 USD	3,2296 USD
EGB-S-LNG4	Erste Group Bank AG	Turbos HENRY HUB N. GAS long		1,000	3,6329 USD	3,7329 USD
EGB-S-LHT4	Erste Group Bank AG	Turbos HRVATSKI TELEKOM (dionica) long		1,000	128,4318 HRK	138,4318 HRK
EGB-S-LGD8	Erste Group Bank AG	Turbos zlato long		0,100	1.017,8167 USD	1.067,8167 USD
EGB-S-LGD6	Erste Group Bank AG	Turbos zlato long		0,100	1.120,22 USD	1.170,22 USD
EGB-S-LDXD	Erste Group Bank AG	Turbos DAX long		0,010	8.510,1924 EUR	8.760,1924 EUR
EGB-S-LDXC	Erste Group Bank AG	Turbos DAX long		0,010	9.010,7919 EUR	9.260,7919 EUR
EGB-S-LBU6	Erste Group Bank AG	Turbos EURO BUND FUTURE long		1,000	144,1680 EUR	145,1680 EUR
EGB-S-LBU5	Erste Group Bank AG	Turbos EURO BUND FUTURE long		1,000	136,6885 EUR	138,6885 EUR
EGB-S-SWL8	Erste Group Bank AG	Turbos WTI light sweet (nafta) short		1,000	101,4216 USD	98,9216 USD
EGB-S-SWL7	Erste Group Bank AG	Turbos WTI light sweet (nafta) short		1,000	111,3781 USD	108,8781 USD
EGB-S-SSP8	Erste Group Bank AG	Turbos E-mini S&P 500 short	18.9.2015	0,010	2.221,20 USD	2.171,20 USD
EGB-S-SSP7	Erste Group Bank AG	Turbos E-mini S&P 500 short	18.9.2015	0,010	2.121,20 USD	2.071,20 USD
EGB-S-SSL8	Erste Group Bank AG	Turbos srebro short		1,000	20,30 USD	19,80 USD