



ZAGREBAČKA BURZA  
THE ZAGREB STOCK EXCHANGE

Monthly report  
December 2015

Zagreb, January 2016

This publication was prepared and published by the Zagreb Stock Exchange Inc., Ivana Lučića 2a/22, Zagreb (hereinafter: Exchange).

The publication is intended to provide information to the public and shall not be deemed to constitute an offer or invitation to buy or advice on trade or investment in financial instruments or opinion on the terms of the purchase or sale of any financial instrument mentioned therein whether favourable or not, nor should it be relied on as a substitute for own judgement or assessment by any user of this publication.

The Exchange waives responsibility and liability for any damage which might arise out of the use of information contained therein.

Further use of information available in this publication is permitted by the Exchange provided that the source is cited.

Copyright © 2016. Zagreb Stock Exchange  
Zagreb  
Ivana Lučića 2a/22

All rights reserved.

# Content:

- 1. GENERAL CHARACTERISTICS ..... 1
- 2. TURNOVER AND MARKET CAPITALIZATION BY SECTOR ..... 3
- 3. STOCKS WITH THE LARGEST MARKET CAPITALIZATION..... 4
- 4. MOST ACTIVE STOCKS BY TURNOVER..... 5
- 5. STOCKS PERFORMANCE..... 6
- 6. EQUITY BLOCK TURNOVER..... 8
- 7. BONDS PERFORMANCE ..... 8
- 8. STRUCTURED PRODUCTS PERFORMANCE ..... 9
- 9. OTC TURNOVER ..... 10
- 10. TOP 10 MEMBERS ..... 11
  - 10.1. TOP 10 MEMBERS BY EQUITY TURNOVER ..... 11
  - 10.2. TOP 10 MEMBERS BY STRUCTURED PRODUCTS TURNOVER..... 11
  - 10.3. TOP 10 MEMBERS BY BOND TURNOVER..... 11
  - 10.4. TOP 10 MEMBERS BY TOTAL TURNOVER..... 12
- 11. BEST PERFORMING STOCKS..... 12
- 12. UNDER PERFORMING STOCKS ..... 13



## 1. General characteristics

	November	December	% change
<b>Orderbook turnover :</b>			
Stocks	184.115.106	207.144.956	12,5%
Bonds	3.559.019	30.487.844	756,6%
Rights	0	0	-
Commercial Bills	0	0	-
Structured products	5.446.206	5.866.481	7,7%
Equity Block Turnover	19.067.532	112.205.166	488,5%
Debt Block Turnover	5.147.500	10.655.000	107,0%
<b>Total Turnover</b>	<b>217.335.363</b>	<b>366.359.446</b>	<b>68,6%</b>
<b>Orderbook volume</b>			
Stocks	2.024.037	2.492.313	23,1%
Bonds	3.480.178	27.291.297	684,2%
Rights	0	0	-
Commercial Bills	0	0	-
Structured products	214.227	171.117	-20,1%
Equity Block Volume	22.031	145.637	561,1%
Debt Block Volume	5.000.000	10.000.000	100,0%
<b>Total Volume</b>	<b>10.740.473</b>	<b>40.100.364</b>	<b>273,4%</b>
<b>OTC trades</b>			
Turnover	1.005.668.573	4.418.918.946	339,40%
Volume	639.914.983	3.490.232.524	445,4%
Number of trades	96	381	296,9%
CROBEX <sup>©</sup>	1.680,19	1.689,63	0,6%
CROBEX10 <sup>®</sup>	995,30	989,28	-0,6%
CROBEXplus	914,71	969,58	6,0%
CROBEXindustrija	906,59	965,06	6,4%
CROBEXkonstrukt	433,44	480,09	10,8%
CROBEXnutris	762,06	782,23	2,6%
CROBEXtr	1.004,63	1.010,22	0,6%
CROBEXtransport	828,66	889,38	7,3%
CROBEXturist	2.458,58	2.559,02	4,1%
CROBIS <sup>©</sup>	105,00	105,08	0,1%
CROBIStr <sup>©</sup>	143,84	144,61	0,5%
Number of trades	10.848	12.485	15,1%
Number of securities traded	180	207	15,0%
Number of trading days	21	20	-4,8%

(Market Capitalization in millions of HRK)

	November	December	% change
<b>Market capitalization</b>			
Stocks	129.727,5	128.137,1	-1,2%
Bonds	78.271,4	78.993,8	0,9%
Structured products	1.658,5	1.724,2	4,0%
<b>Total</b>	<b>209.657,4</b>	<b>208.855,0</b>	<b>-0,4%</b>
<b>Average daily</b>			
Turnover	10.349.303	18.317.972	77,0%
Volume	511.451	2.005.018	292,0%
Number of trades	517	624	20,7%

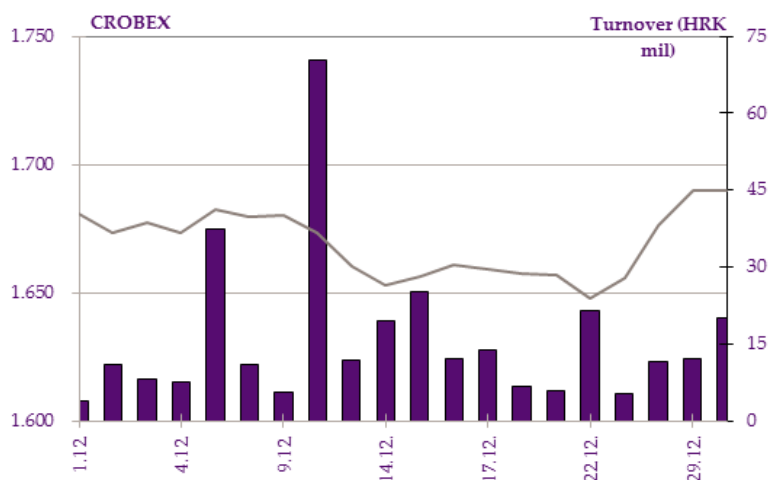


Chart 1: CROBEX® and equity turnover

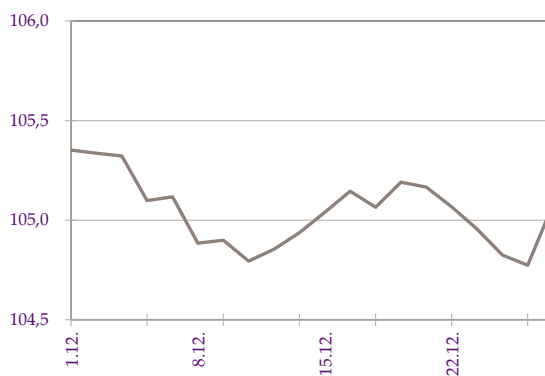


Chart 2: Zagreb Stock Exchange bond index CROBIS®

## 2. Turnover and Market Capitalization by Sector

Code	Sector	Market Capitalization (HRK)	Turnover (HRK)
A	Agriculture, forestry and fishing	1.356.378.480	1.302.789
CA	Manufacture of food products, beverages and tobacco products	11.874.545.301	28.471.901
CB	Manufacture of textiles, apparel, leather and related products	96.943.501	281.371
CC	Manufacture of wood and paper products, and printing	196.633.128	1.000
CD	Manufacture of coke, and refined petroleum products	29.513.600.000	1.341.905
CE	Manufacture of chemicals and chemical products	413.966.306	974.251
CF	Manufacture of basic pharmaceutical products and pharmaceutical preparations	321.732.566	1.157.669
CG	Manufacture of rubber and plastics products, and other non-metallic mineral products	310.101.694	29.240
CH	Manufacture of basic metals and fabricated metal products, except machinery and equipment	138.544.820	0
CI	Manufacture of computer, electronic and optical products	1.432.737.682	10.569.514
CJ	Manufacture of electrical equipment	2.176.281.200	4.119.105
CK	Manufacture of machinery and equipment n.e.c.	0	0
CL	Manufacture of transport equipment	584.826.175	1.145.318
CM	Other manufacturing, and repair and installation of machinery and equipment	124.347.895	125.140
E	Water supply; sewerage, waste management and remediation activities	0	0
F	Construction	619.959.790	4.156.611
G	Wholesale and retail trade; repair of motor vehicles and motorcycles	4.258.321.301	17.711.163
H	Transportation and storage	8.135.941.194	10.595.721
I	Accommodation and food service activities	14.403.281.296	37.828.505
JA	Publishing, audiovisual and broadcasting activities	133.718.060	1.341
JB	Telecommunications	11.953.724.774	27.929.710
K	Financial and insurance activities	29.265.669.433	6.152.464
L	Real estate activities	506.493.233	638.553
MA	Legal, accounting, management, architecture, engineering, technical testing and analysis activities	9.532.237.101	51.989.808
MB	Scientific research and development	140.720.926	160.215
MC	Other professional, scientific and technical activities	0	0
N	Administrative and support service activities	0	0
R	Arts, entertainment and recreation	646.369.200	461.665
	<b>TOTAL</b>	<b>128.137.075.056</b>	<b>207.144.956</b>

### 3. Stocks with the Largest Market Capitalization

	Symbol	Issuer	Market Capitalization (HRK mil)	Pct. of Mkt Cap (%)	Cumulative percentage (%)
1	INA-R-A	Ina d.d.	29.513,6	23,0	23,0
2	ZABA-R-A	Zagrebačka banka d.d.	11.842,5	9,2	32,3
3	HT-R-A	HT d.d.	11.824,7	9,2	41,5
4	PBZ-R-A	PBZ d.d.	11.425,8	8,9	50,4
5	ADRS-R-A	Adris grupa d.d.	5.288,7	4,1	54,5
6	JNAF-R-A	Janaf d.d.	4.534,5	3,5	58,1
7	RIVP-R-A	VALAMAR RIVIERA d.d.	3.033,5	2,4	60,5
8	LEDO-R-A	Ledo d.d.	2.836,0	2,2	62,7
9	ATGR-R-A	Atlantic Grupa d.d.	2.777,1	2,2	64,8
10	JMNC-R-A	Jamnica d.d.	2.542,2	2,0	66,8
		Others	42.518,5	33,2	100,0
		<b>Total</b>	<b>128.137,1</b>		

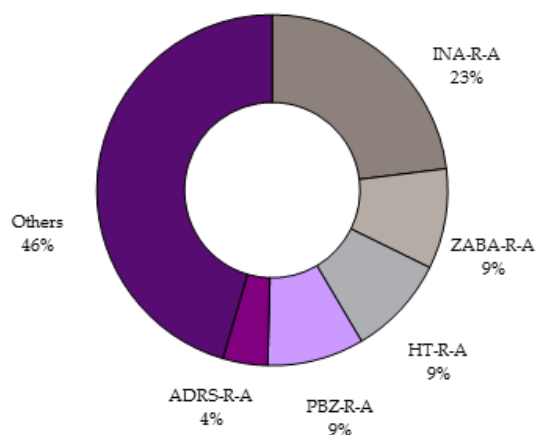


Chart 3: Market Capitalization Structure



## 4. Most Active Stocks by Turnover

	Symbol	Issuer	Turnover (HRK)	Pct (%)	Cumulative pct (%)
1	ADRS-P-A	Adris grupa d.d.	36.865.092	17,8	17,8
2	HT-R-A	HT d.d.	27.238.530	13,1	30,9
3	RIVP-R-A	VALAMAR RIVIERA d.d.	16.982.028	8,2	39,1
4	ATGR-R-A	Atlantic Grupa d.d.	16.019.858	7,7	46,9
5	PODR-R-A	Podravka d.d.	11.968.732	5,8	52,7
6	ADRS-R-A	Adris grupa d.d.	10.091.470	4,9	57,5
7	ERNT-R-A	Ericsson Nikola Tesla d.d.	9.492.337	4,6	62,1
8	HIMR-R-A	Imperial d.d.	8.670.210	4,2	66,3
9	KRAS-R-A	Kraš d.d.	5.676.723	2,7	69,0
10	LEDO-R-A	Ledo d.d.	5.206.480	2,5	71,5
		Others	58.933.496	28,5	100,0
		<b>Total</b>	<b>207.144.956</b>		

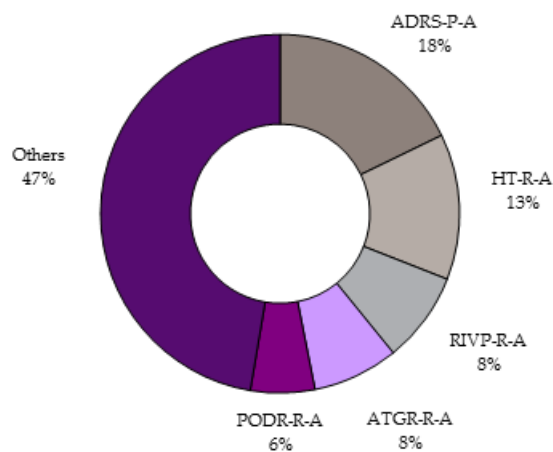


Chart 4: Equity Turnover Structure

## 5. Stocks Performance

(All prices and turnovers in Kunas, market Capitalization in millions of Kunas)

	High	Low	Last	Date of last trade	Net change (%)	Volume	Turnover	Market Capitalization
<b>Official market</b>								
ADPL-R-A	100,00	91,63	98,46	30.12.2015	4,40	11.475	1.103.938	413,5
ATGR-R-A	845,89	805,00	832,90	30.12.2015	-0,57	19.513	16.019.858	2.777,1
CROS-P-A	7.000,00	6.900,00	7.000,00	3.12.2015	0,00	3	20.900	61,3
CROS-R-A	5.820,00	5.820,00	5.820,00	22.12.2015	0,00	4	23.280	2.449,9
DLKV-R-A	14,96	12,12	13,56	30.12.2015	-9,36	160.734	2.148.989	335,2
GRNL-R-A	145,00	124,00	145,00	28.12.2015	17,89	8.725	1.250.125	275,7
HPB-R-A	650,00	599,99	640,00	30.12.2015	3,21	2.464	1.530.622	1.295,8
HT-R-A	146,67	139,80	144,40	30.12.2015	1,54	191.027	27.238.530	11.824,7
IGH-R-A	107,78	85,60	104,50	30.12.2015	20,73	763	72.815	64,1
ILRA-R-A	1.010,10	961,00	1.000,00	30.12.2015	-0,50	406	406.561	274,3
INA-R-A	3.251,00	2.951,36	2.951,36	30.12.2015	-9,19	422	1.341.905	29.513,6
KOEI-R-A	678,88	646,00	667,98	30.12.2015	-0,30	5.068	3.329.349	1.718,1
LEDO-R-A	9.350,01	8.851,00	9.034,00	30.12.2015	-3,48	575	5.206.480	2.836,0
LKPC-R-A	715,21	642,00	700,00	30.12.2015	-1,98	2.020	1.371.793	296,1
LKRI-R-A	44,50	40,95	44,50	30.12.2015	8,86	23.414	1.002.527	599,9
MDKA-R-A	12.500,00	12.400,00	12.430,00	30.12.2015	0,65	11	136.790	375,31
MGMA-R-A	0,98	0,56	0,98	30.12.2015	27,27	25.676	20.689	4,8
OPTE-R-A	2,05	1,62	2,03	30.12.2015	22,29	367.437	691.179	129,0
PODR-R-A	339,00	320,00	334,01	30.12.2015	0,40	36.943	11.968.732	2.378,2
PTKM-R-A	15,60	12,40	13,20	30.12.2015	-12,58	16.000	220.190	169,9
RIVP-R-A	24,13	23,07	24,07	30.12.2015	1,35	718.769	16.982.028	3.033,5
TPNG-R-A	77,00	70,31	75,00	30.12.2015	2,74	16.983	1.277.523	655,0
ULPL-R-A	141,99	120,00	141,99	30.12.2015	6,76	3.357	437.938	82,4
VART-R-1	17,49	15,52	17,48	30.12.2015	7,24	14.373	234.802	38,8
VERN-R-A	167,00	112,00	167,00	28.12.2015	60,08	7.239	1.157.669	308,1
VIRO-R-A	339,99	300,01	328,97	30.12.2015	0,62	906	289.267	456,2
<b>Regular market</b>								
ACI-R-A	5.820,00	5.351,11	5.820,00	30.12.2015	2,28	82	461.665	646,4
ADRS-P-A	372,00	359,50	365,00	30.12.2015	-1,60	100.689	36.865.092	2.476,2
ADRS-R-A	580,41	533,01	550,00	30.12.2015	-3,00	18.330	10.091.470	5.288,7
AGMM-R-A	200,03	180,09	200,03	29.12.2015	-19,99	12	2.281	7,5
ARNT-R-A	339,98	302,90	339,98	30.12.2015	5,26	4.190	1.323.930	742,0
ATLN-R-A	114,00	108,10	113,40	30.12.2015	-1,18	4.891	545.605	378,3
ATPL-R-A	146,00	113,13	146,00	30.12.2015	7,04	14.889	1.863.073	203,7
AUHR-R-A	455,00	435,00	450,00	30.12.2015	4,17	2.281	1.018.334	225,0
BD62-R-A	23,23	20,53	23,22	30.12.2015	4,13	3.120	69.790	17,5
BLKL-R-A	200,00	200,00	200,00	30.12.2015	25,74	5	1.000	99,9
BLJE-R-A	24,76	22,62	24,66	30.12.2015	5,75	39.984	936.680	202,6
BPBA-R-A	5,54	4,95	5,54	30.12.2015	11,47	2.029	10.434	9,9
BRIN-R-A	25,00	24,00	25,00	28.12.2015	2,04	1.566	37.852	12,7
BRNK-R-A	64,00	25,00	64,00	23.12.2015	156,00	170	7.493	8,5
CHAG-R-A	250,00	250,00	250,00	3.12.2015	4,17	41	10.250	30,1
CKML-R-A	5.000,00	4.840,01	5.000,00	30.12.2015	3,09	240	1.190.242	525,0
DDJH-R-A	27,43	22,53	26,89	30.12.2015	7,60	120.911	3.030.866	204,3
ELKP-R-A	220,00	220,00	220,00	10.12.2015	-22,81	24	5.280	19,8
ELPR-R-A	5,44	5,44	5,44	30.12.2015	-29,99	91	495	1,8
ERNT-R-A	1.050,00	967,31	1.045,00	30.12.2015	7,73	9.611	9.492.337	1.391,6
FMPS-R-A	11,07	11,06	11,06	18.12.2015	-0,09	1.118	12.370	22,2
HBRL-R-A	11,25	10,26	10,71	29.12.2015	1,52	58.197	635.400	153,7
HDEL-R-A	22,00	17,00	22,00	30.12.2015	10,00	1.021	22.297	13,7
HHLR-R-A	2,39	1,06	2,39	30.12.2015	83,85	71.572	108.494	25,7

	High	Low	Last	Date of last trade	Net change (%)	Volume	Turnover	Market Capitalization
HIMR-R-A	515,00	470,00	500,00	30.12.2015	1,03	17.338	8.670.210	317,9
HMAM-R-A	234,10	232,03	234,10	30.12.2015	0,90	637	148.076	262,1
HMST-R-A	299,00	277,00	298,40	30.12.2015	6,56	777	223.781	153,9
HPDG-R-A	24,00	16,00	24,00	30.12.2015	66,20	345	7.883	8,8
HTCP-R-A	200,07	170,02	200,00	30.12.2015	17,65	430	79.504	109,6
HTPK-R-A	64,00	55,06	60,00	29.12.2015	-6,25	335	19.957	104,8
HUPZ-R-A	1.949,95	1.885,00	1.919,99	30.12.2015	0,05	304	577.897	829,4
HZLA-R-A	79,95	60,11	79,95	29.12.2015	33,14	111	6.959	58,0
HZVG-R-A	24,00	20,00	20,00	14.12.2015	-33,33	90	2.040	6,1
IKBA-R-A	1.000,00	950,12	1.000,00	30.12.2015	0,96	67	65.504	145,0
INGR-R-A	3,05	2,70	2,99	30.12.2015	3,46	137.138	387.357	40,5
IPKK-R-A	63,49	55,27	63,34	30.12.2015	5,57	1.351	82.374	45,3
JDBA-R-A	299,99	299,99	299,99	30.12.2015	50,00	20	6.000	55,0
JDGT-R-A	1.085,00	1.002,00	1.085,00	30.12.2015	4,93	957	997.943	120,3
JDOS-R-A	2.794,99	2.654,00	2.699,99	30.12.2015	0,00	77	210.210	337,5
JDPL-R-A	27,75	18,35	24,81	30.12.2015	14,81	6.535	152.020	40,6
JDTC-R-A	35,00	24,98	35,00	30.12.2015	16,71	889	27.398	5,0
JMNC-R-A	114.999,99	110.000,00	114.895,00	30.12.2015	-0,95	18	2.045.233	2.542,2
JNAF-R-A	4.505,00	4.402,00	4.500,00	30.12.2015	1,33	618	2.777.538	4.534,5
KABA-P-A	45,96	45,96	45,96	10.12.2015	0,00	300	13.788	0,5
KABA-R-A	9,98	8,90	9,70	30.12.2015	-2,81	3.143	30.008	12,9
KODT-P-A	1.185,00	1.105,02	1.185,00	28.12.2015	5,99	432	499.570	72,8
KODT-R-A	1.269,00	1.190,00	1.250,00	30.12.2015	6,82	199	243.726	242,7
KOES-R-A	533,40	501,03	533,40	28.12.2015	2,58	23	11.653	69,5
KOKA-R-A	269,00	269,00	269,00	17.12.2015	-5,61	20	5.380	243,0
KRAS-R-A	500,00	461,45	495,00	30.12.2015	7,27	11.721	5.676.723	679,9
KTJV-R-A	18,50	17,51	18,47	30.12.2015	6,27	1.072	19.615	105,8
LPLH-R-A	198,00	178,66	198,00	30.12.2015	2,59	1.846	346.610	131,2
LRH-R-A	4.000,00	3.499,99	3.950,00	30.12.2015	3,95	303	1.111.747	1.195,4
LURA-R-A	355,00	333,10	350,00	28.12.2015	1,43	483	163.442	1.050,0
MAIS-R-A	229,90	200,00	229,89	30.12.2015	4,49	5.165	1.077.324	2.516,0
PBZ-R-A	605,00	590,00	599,00	30.12.2015	1,46	2.752	1.633.543	11.425,8
PDBA-R-A	230,00	230,00	230,00	28.12.2015	2,22	105	24.150	153,8
PIKR-R-A	125,00	120,00	120,00	30.12.2015	4,35	120	14.500	28,0
PIVK-R-A	190,00	168,39	190,00	30.12.2015	25,00	30	5.246	60,3
PLAG-R-A	4.437,77	4.300,00	4.437,77	30.12.2015	1,99	434	1.888.085	2.424,4
PLCH-R-A	110,00	110,00	110,00	2.12.2015	0,00	200	22.000	13,9
PLJK-R-A	23,00	23,00	23,00	11.12.2015	-3,97	300	6.900	24,3
PUNT-R-A	0,60	0,60	0,60	30.12.2015	0,00	5.285	3.171	0,8
RIZO-R-A	118,90	107,00	110,01	30.12.2015	-2,65	9.597	1.077.177	41,2
SAPN-R-A	324,99	300,00	320,00	30.12.2015	1,59	2.347	739.973	210,7
SLPF-R-A	47,13	42,60	45,00	17.12.2015	-3,74	2.869	132.051	150,6
SLRS-R-A	818,00	770,00	791,07	29.12.2015	-1,12	374	297.294	488,7
SNBA-R-A	59,00	53,00	53,00	30.12.2015	-5,39	1.331	73.474	48,7
SUNH-R-A	22,75	19,30	19,80	30.12.2015	1,54	38.468	778.206	165,2
THNK-R-A	308,99	267,05	285,00	30.12.2015	1,79	645	184.237	54,0
TISK-R-A	180,00	156,00	180,00	30.12.2015	2,86	441	75.615	429,6
TOZ-R-A	16,01	15,30	16,01	30.12.2015	-54,26	243	3.838	3,2
TRFM-R-A	110,06	110,06	110,06	10.12.2015	10,06	65	7.154	4,0
TUHO-R-A	2.650,00	2.500,02	2.600,00	30.12.2015	2,32	1.309	3.461.130	953,6
VDKT-R-A	304,98	245,00	304,96	30.12.2015	30,87	6.527	1.801.088	139,3
VJSN-R-A	4,90	3,00	4,90	18.12.2015	226,67	305	1.341	5,2
VLEN-R-B	5,25	5,20	5,20	23.12.2015	-4,06	7.936	41.380	87,4
VPIK-R-A	51,99	41,30	51,99	30.12.2015	3,98	7.095	333.412	78,2
ZABA-R-A	37,00	35,50	36,98	30.12.2015	1,04	62.707	2.291.574	11.842,5
ZTNJ-R-A	235,00	222,65	224,36	21.12.2015	-1,60	134	30.760	46,1
ZVCV-R-A	107,47	94,99	107,47	30.12.2015	4,04	867	87.431	33,1
ZVZD-R-A	2.797,97	2.638,00	2.749,00	30.12.2015	1,81	57	154.602	275,6

	High	Low	Last	Date of last trade	Net change (%)	Volume	Turnover	Market Capitalization
<b>MTF-Fortis</b>								
BCIN-R-A	460,01	459,99	459,99	18.12.2015	0,00	190	87.400	76,6
BDSS-R-A	315,00	290,24	300,00	30.12.2015	3,45	666	202.441	111,7
BETA-R-A	50,50	49,90	50,50	30.12.2015	1,20	1.955	97.793	134,8
DELT-R-A	23,50	20,10	23,50	30.12.2015	16,92	2.050	43.597	62,7
EPLT-P-A	175,00	175,00	175,00	11.12.2015	0,00	1	175	311,0
FRNK-R-A	599,98	599,98	599,98	29.12.2015	0,00	20	12.000	256,3
GAMA-R-A	53,50	40,01	53,50	30.12.2015	33,72	1.917	82.832	142,8
HRDH-R-A	80,00	80,00	80,00	10.12.2015	2,54	40	3.200	67,4
KOTR-P-A	1.509,98	1.480,00	1.480,00	28.12.2015	-2,31	31	46.460	40,2
KTKA-R-A	500,00	500,00	500,00	30.12.2015	0,00	32	16.000	16,5
LCDS-R-A	16	15,6	15,55	18.12.2015	3,67	168	2.612	39,4
LULG-R-A	19,43	17,99	18,13	30.12.2015	1,5	1.608	29.551	48,4
MIVA-R-A	680,00	650,00	650,00	30.12.2015	0,0	234	158.610	42,2
OPEK-R-A	289,50	289,50	289,50	21.12.2015	0,2	101	29.240	263,7
PCTS-R-A	52,60	47,00	48,02	30.12.2015	-8,1	1.874	92.948	128,2
PRFC-R-A	21,00	19,03	20,00	29.12.2015	2,6	37.286	775.310	78,3
PVCM-R-A	100,00	90,00	100,00	30.12.2015	17,6	4.235	401.722	130,6
SNHA-R-A	90,00	70,00	90,00	30.12.2015	28,6	2.791	220.327	240,3
SNHO-R-A	211,00	208,04	210,00	11.12.2015	0,5	1.851	387.271	560,7
SPNV-R-A	850,01	800,05	850,01	30.12.2015	6,1	94	76.977	56
THMT-R-A	161,00	150,00	150,00	28.12.2015	20,0	304	48.163	40,2
TNPL-R-A	894,00	750,00	750,00	28.12.2015	-11,8	199	166.313	418,9
TSHC-R-A	10.001,18	10.000,00	10.001,18	16.12.2015	0,0	8	80.004	135,5

## 6. Equity Block Turnover

(All prices and turnover in HRK)

	High	Low	Volume	Turnover
<b>Official market</b>				
HT-R-A	145,00	143,00	69.193	9.973.182
LEDO-R-A	9.000,00	9.000,00	7.444	66.996.000
<b>Regular Market</b>				
ADRS-P-A	364,82	364,82	11.200	4.085.984
CKML-R-A	5.000,00	5.000,00	500	2.500.000
HIMR-R-A	500,00	500,00	57.300	28.650.000

## 7. Bonds performance

(All prices in% of par value, turnover in Kunas)

	High	Low	Last	Date of last trade	Volume	Turnover
<b>Orderbook trades</b>						
FNOI-D-161A	99,88	99,88	99,88	10.12.2015	133	1.013
FNOI-D-167A	98,39	98,36	98,39	10.12.2015	869	6.519
FNOI-D-171A	96,44	96,41	96,44	10.12.2015	869	6.390
FNOI-D-177A	94,10	94,07	94,10	10.12.2015	869	6.235
FNOI-D-181A	91,36	91,33	91,36	10.12.2015	869	6.053
FNOI-D-187A	88,31	88,27	88,31	10.12.2015	869	5.850
FNOI-D-191A	84,93	84,89	84,93	10.12.2015	869	5.626

	High	Low	Last	Date of last trade	Volume	Turnover
FNOI-D-197A	81,33	81,28	81,33	10.12.2015	869	5.387
MTEL-O-137A	70,00	70,00	70,00	30.12.2015	432.903	1.156.637
OPTE-O-142A	40,00	40,00	40,00	22.12.2015	25.000	3.000
RHMF-O-17BA	107,55	107,10	107,55	30.12.2015	10.000.000	10.732.500
RHMF-O-187A	108,86	106,90	106,90	30.12.2015	10.001.000	10.691.089
RHMF-O-203E	115,10	115,10	115,10	10.12.2015	5.000	43.941
RHMF-O-227E	117,95	117,95	117,95	22.12.2015	13.200	118.982
RHMF-O-247E	114,5	114,5	114,50	21.12.2015	64.000	560.277
RHMF-O-257A	105,3	104,5	105,20	28.12.2015	6.501.350	6.803.896
RHMF-O-26CA	102	102	102,00	21.12.2015	155.000	158.100
RIBA-O-177A	106,5	102	106,50	15.12.2015	12.000	96.937
RIBA-O-17BA	105	104,9	104,90	21.12.2015	75.630	79.411
<b>Total</b>					<b>27.291.297</b>	<b>30.487.844</b>
<b>Block trades</b>						
RHMF-O-187A	106,55	106,55	106,55	22.12.2015	10.000.000	10.655.000
<b>Total</b>					<b>10.000.000</b>	<b>10.655.000</b>
<b>BONDS TOTAL</b>					<b>37.291.297</b>	<b>41.142.844</b>

## 8. Structured Products Performance

(All prices and turnovers in Kunas, market capitalization in millions of Kunas)

	High	Low	Last	Date of last trade	Net change (%)	Volume	Turnover	Market Capitalization
<b>Regular Market</b>								
EGB-S-DAX	840,00	800,00	824,70	29.12.2015	-4,40	118	96.703	206,2
EGB-S-GOLD	748,64	744,16	744,16	11.12.2015	-2,96	8	5.962	74,4
EGB-S-LBUD	27,30	17,30	27,30	8.12.2015	-18,02	7.968	190.566	6,8
EGB-S-LDXF	228,90	193,20	228,90	21.12.2015	4,54	10	2.111	57,2
EGB-S-LDXG	161,50	109,40	148,90	29.12.2015	-23,25	8.560	1.163.740	37,2
EGB-S-LDXS	99,05	82,80	86,80	22.12.2015	-43,34	488	46.076	21,7
EGB-S-LDXT	77,20	19,20	23,00	9.12.2015	-71,07	10.782	444.728	5,8
EGB-S-LDXU	86,10	29,60	72,00	30.12.2015	-36,56	14.245	815.635	18,0
EGB-S-LHT4	17,00	11,85	17,00	29.12.2015	8,14	2.995	44.671	0,4
EGB-S-LNGC	4,20	1,10	1,54	17.12.2015	-67,92	9.388	20.033	3,9
EGB-S-LSLC	10,98	5,60	7,24	29.12.2015	-20,09	10.748	80.598	3,6
EGB-S-LSLF	17,02	13,44	13,46	30.12.2015	-19,30	1.680	24.841	6,7
EGB-S-LSPG	14,08	13,38	13,38	18.12.2015	-24,83	2.582	35.451	13,4
EGB-S-LSPH	11,61	6,26	6,26	18.12.2015	-36,38	6.192	53.163	6,3
EGB-S-LWLK	30,20	27,00	27,00	2.12.2015	-23,94	175	4.830	6,8
EGB-S-LWLN	48,00	46,00	48,00	30.12.2015	4,35	396	18.362	12,0
EGB-S-LWLO	84,00	74,60	82,20	30.12.2015	7,59	179	14.363	20,6
EGB-S-LWLJ	63,70	19,00	19,50	14.12.2015	-73,72	10.423	378.554	4,9
EGB-S-SBUE	51,05	39,50	47,50	30.12.2015	48,44	58	2.575	11,9
EGB-S-SBUI	59,00	50,10	55,60	30.12.2015	4,32	1.025	54.982	13,9
EGB-S-SDXI	84,40	84,40	84,40	1.12.2015	-7,25	5	422	21,1
EGB-S-SDXJ	174,80	171,10	174,80	28.12.2015	10,70	58	10.031	43,7
EGB-S-SDXK	126,60	47,10	90,80	29.12.2015	90,36	12.049	932.172	22,7
EGB-S-SDXS	72,75	55,00	55,00	29.12.2015	-12,28	1.397	89.013	13,8
EGB-S-SGD9	140,04	137,78	140,04	10.12.2015	4,51	80	11.113	14,0
EGB-S-SGDA	77,06	77,06	77,06	11.12.2015	0,00	30	2.312	7,7
EGB-S-SHT3	30,03	26,33	26,33	29.12.2015	-7,61	4	113	0,4

	High	Low	Last	Date of last trade	Net change (%)	Volume	Turnover	Market Capitalization
EGB-S-SNG9	12,90	12,90	12,90	30.12.2015	99,07	150	1.935	32,3
EGB-S-SNGC	8,20	7,12	8,20	21.12.2015	15,17	400	3.064	20,5
EGB-S-SNGD	1,38	1,38	1,38	30.12.2015	0,00	200	276	3,5
EGB-S-SSL6	55,06	53,94	53,94	15.12.2015	51,86	140	7.630	27,0
EGB-S-SSPD	16,50	10,00	13,26	23.12.2015	17,14	50.314	684.061	13,3
EGB-S-SSPE	23,54	17,16	18,80	30.12.2015	3,18	4.594	90.274	18,8
EGB-S-SSPF	9,44	5,22	5,22	29.12.2015	-43,14	11.350	98.429	5,2
EGB-S-SWLM	93,90	71,00	93,90	7.12.2015	25,20	80	6.398	23,5
EGB-S-SWLN	84,00	69,50	81,20	18.12.2015	16,83	244	19.536	20,3
EGB-S-SWLO	49,60	43,10	43,10	23.12.2015	-13,10	49	2.284	10,8
EGB-S-WTI	246,60	199,80	205,50	30.12.2015	-19,73	1.953	409.474	51,4

## 9. OTC Turnover

(All prices in % of par value, turnover in Kunas)

	High	Low	Last	Date of last trade	Volume	Turnover
ACI-R-A	5440,00	5440,00	5440,00	15.12.2015	20	108.800
ATGR-O-169A	103,23	103,23	103,23	23.12.2015	48.200	49.757
BRIN-R-A	24,00	24,00	24,00	9.12.2015	24.819	595.656
FNOI-D-161A	99,91	99,91	99,91	9.12.2015	338.226	2.577.722
GRNL-R-A	144,95	144,95	144,95	30.12.2015	7.753	1.123.797
HUPZ-R-A	1800,00	1800,00	1800,00	1.12.2015	1	1.800
JDBA-R-A	185,00	185,00	185,00	18.12.2015	3.000	555.000
JRLN-O-17AA	103,80	103,80	103,80	30.12.2015	33.500	265.451
KBZ-R-A	181,00	181,00	181,00	21.12.2015	16.900	3.058.900
RHMF-O-15CA	100,15	100,00	100,00	14.12.2015	653.822.998	653.855.759
RHMF-O-167A	102,80	102,10	102,55	30.12.2015	260.148.200	266.709.079
RHMF-O-172A	103,35	102,77	102,80	29.12.2015	618.590.000	636.941.275
RHMF-O-17BA	107,90	106,90	107,55	30.12.2015	947.140.000	1.015.976.450
RHMF-O-187A	107,45	105,90	105,95	29.12.2015	529.157.263	562.159.598
RHMF-O-19BA	111,33	110,00	111,00	30.12.2015	19.497.200	164.977.560
RHMF-O-203A	115,40	114,00	114,50	28.12.2015	35.808.650	41.012.824
RHMF-O-203E	116,20	114,90	115,80	30.12.2015	29.350.014	259.190.722
RHMF-O-227E	118,45	116,60	116,75	29.12.2015	28.226.600	252.879.890
RHMF-O-247E	115	113	114,05	30.12.2015	23.643.000	206.049.385
RHMF-O-257A	105	104	104,85	16.12.2015	30.000.000	31.181.500
RHMF-O-26CA	102,20	98,80	101,50	30.12.2015	314.376.180	319.648.021
<b>Total</b>					<b>3.490.232.524</b>	<b>4.418.918.946</b>

## 10. Top 10 Members

### 10.1. Top 10 Members by Equity Turnover

Rank	Member	Equity turnover (HRK)	Market share (%)
1	Erste&Steiermarkische Bank d.d.	246.199.561	38,55
2	Fima vrijednosnice d.o.o.	114.707.424	17,96
3	Interkapital vrijednosni papiri d.o.o.	109.992.297	17,22
4	Privredna banka Zagreb d.d.	37.111.602	5,81
5	Zagrebačka banka d.d.	26.224.004	4,11
6	HITA vrijednosnice d.d.	25.353.060	3,97
7	Agram brokeri d.d.	19.937.770	3,12
8	Raiffeisenbank Austria d.d.	12.085.926	1,89
9	BANKA SPLITSKO-DALMATINSKA d.d.	9.912.789	1,55
10	Societe Generale-Splitska banka d.d.	8.281.183	1,30

### 10.2. Top 10 Members by Structured Products Turnover

Rank	Member	Structured products turnover (HRK)	Market share (%)
1	Erste&Steiermarkische Bank d.d.	6.027.082	51,37
2	Interkapital vrijednosni papiri d.o.o.	1.735.088	14,79
3	Privredna banka Zagreb d.d.	1.729.840	14,74
4	Agram brokeri d.d.	1.266.254	10,79
5	HITA vrijednosnice d.d.	496.364	4,23
6	Antea brokeri d.o.o.	225.238	1,92
7	Hrvatska poštanska banka d.d.	77.045	0,66
8	Rast, društvo za poslovanje vrijednosnim papirima d.o.o.	52.136	0,44
9	Fima vrijednosnice d.o.o.	47.006	0,40
10	Croatia banka d.d.	41.230	0,35

### 10.3. Top 10 Members by Bond Turnover

Rank	Member	Bond turnover (HRK)	Market share (%)
1	Raiffeisenbank Austria d.d.	23.383.535	28,42
2	Privredna banka Zagreb d.d.	23.124.813	28,10
3	Interkapital vrijednosni papiri d.o.o.	21.870.277	26,58
4	Hypo Alpe-Adria-Bank d.d.	5.436.295	6,61
5	Zagrebačka banka d.d.	5.331.533	6,48
6	HITA vrijednosnice d.d.	2.324.053	2,82
7	Agram brokeri d.d.	640.438	0,78
8	Erste&Steiermarkische Bank d.d.	118.982	0,14
9	Fima vrijednosnice d.o.o.	43.073	0,05
10	Croatia banka d.d.	12.688	0,02

## 10.4. Top 10 Members by Total Turnover

Rank	Member	Total turnover (HRK)	Market share (%)
1	Erste&Steiermarkische Bank d.d.	252.345.625	34,44
2	Interkapital vrijednosni papiri d.o.o.	133.597.662	18,23
3	Fima vrijednosnice d.o.o.	114.797.504	15,67
4	Privredna banka Zagreb d.d.	61.966.255	8,46
5	Raiffeisenbank Austria d.d.	35.469.461	4,84
6	Zagrebačka banka d.d.	31.591.218	4,31
7	HITA vrijednosnice d.d.	28.173.477	3,85
8	Agram brokeri d.d.	21.844.461	2,98
9	Hypo Alpe-Adria-Bank d.d.	10.405.273	1,42
10	BANKA SPLITSKO-DALMATINSKA d.d.	9.912.789	1,35

## 11. Best Performing Stocks

Symbol	Issuer	November		December		%
		Price	Date	Price	Date	
VJSN-R-A	Vjesnik d.d.	1,50	23.11.2015	4,90	18.12.2015	226,67
BRNK-R-A	Brionka d. d.	25,00	30.11.2015	64,00	23.12.2015	156,00
HHLR-R-A	Hoteli Haludovo Malinska d.d.	1,30	30.11.2015	2,39	30.12.2015	83,85
HPDG-R-A	Hoteli Podgora d.d.	14,44	28.8.2015	24,00	30.12.2015	66,20
VERN-R-A	Genera d.d.	104,32	30.11.2015	167,00	28.12.2015	60,08
JDBA-R-A	Jadranska banka d.d.	200,00	13.10.2015	299,99	30.12.2015	50,00
GAMA-R-A	SNH GAMA d.d.	40,01	22.12.2015	53,50	30.12.2015	33,72
HZLA-R-A	Hoteli Zlatni rat d.d.	60,05	30.11.2015	79,95	29.12.2015	33,14
VDKT-R-A	Viadukt d.d.	233,02	30.11.2015	304,96	30.12.2015	30,87
SNHA-R-A	SNH ALFA d.d.	70,00	22.12.2015	90,00	30.12.2015	28,57
MGMA-R-A	Magma d.d.	0,77	27.11.2015	0,98	30.12.2015	27,27
BLKL-R-A	Bilokalnik-IPA d.d.	159,06	27.7.2015	200,00	30.12.2015	25,74
PIVK-R-A	PIK-Vinkovci d.d.	152,00	27.11.2015	190,00	30.12.2015	25,00
OPTE-R-A	OT-OPTIMA TELEKOM d.d.	1,66	26.11.2015	2,03	30.12.2015	22,29
IGH-R-A	Institut IGH d.d.	86,56	30.11.2015	104,50	30.12.2015	20,73



## 12. Under Performing Stocks

Symbol	Issuer	November		December		%
		Price	Date	Price	Date	
TOZ-R-A	TOZ penkala, Tvornica olovaka Zagreb d.d. u stečaju	35,00	15.10.2015	16,01	30.12.2015	-54,26
HZVG-R-A	Hoteli Živogošće d.d.	30,00	10.9.2015	20,00	14.12.2015	-33,33
ELPR-R-A	Elektropromet d.d.	7,77	31.7.2015	5,44	30.12.2015	-29,99
ELKP-R-A	Elektroprojekt d.d.	285,00	2.9.2015	220,00	10.12.2015	-22,81
AGMM-R-A	Agromeđimurje d.d.	250,00	13.11.2015	200,03	29.12.2015	-19,99
PTKM-R-A	Petrokemija d.d.	15,10	30.11.2015	13,20	30.12.2015	-12,58
TNPL-R-A	TANKERSKA PLOVIDBA d.d.	850,00	30.11.2015	750,00	28.12.2015	-11,76
DLKV-R-A	Dalekovod d.d.	14,96	30.11.2015	13,56	30.12.2015	-9,36
INA-R-A	Ina d.d.	3.250,00	30.11.2015	2.951,36	30.12.2015	-9,19
PCTS-R-A	SN PECTINATUS d.d.	52,25	27.11.2015	48,02	30.12.2015	-8,10
HTPK-R-A	HTP Korčula d.d.	64,00	27.11.2015	60,00	29.12.2015	-6,25
KOKA-R-A	Koka d.d.	285,00	8.6.2015	269,00	17.12.2015	-5,61
SNBA-R-A	Slatinska banka d.d.	56,02	30.11.2015	53,00	30.12.2015	-5,39
VLEN-R-B	Viktor Lenac d.d.	5,42	23.11.2015	5,20	23.12.2015	-4,06