



ZAGREBAČKA BURZA
THE ZAGREB STOCK EXCHANGE

Trading Summary First half of 2015

Zagreb, July 2014.

This publication was prepared and published by the Zagreb Stock Exchange Inc., Ivana Lučića 2a/22, Zagreb (hereinafter: Exchange).

The publication is intended to provide information to the public and shall not be deemed to constitute an offer or invitation to buy or advice on trade or investment in financial instruments or opinion on the terms of the purchase or sale of any financial instrument mentioned therein whether favourable or not, nor should it be relied on as a substitute for own judgement or assessment by any user of this publication.

The Exchange waives responsibility and liability for any damage which might arise out of the use of information contained therein.

Further use of information available in this publication is permitted by the Exchange provided that the source is cited.

Copyright © 2015. Zagreb Stock Exchange
Zagreb
Ivana Lučića 2a/22

All rights reserved.

Content:

- 1 TRADING 1**
 - 1.1 COMPARISON WITH PREVIOUS HALF 1
 - 1.2 COMPARISON WITH PREVIOUS YEAR 2
 - 1.3 MONTHLY TRADING OVERVIEW 3
 - 1.4 INDICES 4
 - 1.5 TURNOVER AND MARKET CAPITALIZATION BY SECTOR 8
 - 1.6 STOCKS WITH THE LARGEST MARKET CAPITALIZATION 10
 - 1.7 STOCKS WITH THE LARGEST FREE FLOAT MARKET CAPITALIZATION 11
 - 1.8 MOST ACTIVE STOCKS BY TURNOVER 12
 - 1.9 STOCKS WITH THE HIGHEST TURNOVER VELOCITY 13
 - 1.10 HIGHEST DAILY TURNOVER 13
 - 1.11 HIGHEST ORDERBOOK TRADES IN STOCKS 13
 - 1.12 STOCKS PERFORMANCE 14
 - 1.13 STRUCTURED PRODUCTS PERFORMANCE 17
 - 1.14 BONDS PERFORMANCE 19
 - 1.15 RIGHTS PERFORMANCE 20
 - 1.16 OTC TURNOVER 20
- 2 MEMBERS 21**
 - 2.1 TOP 10 MEMBERS BY EQUITY TURNOVER 21
 - 2.2 TOP 10 MEMBERS BY STRUCTURED PRODUCTS TURNOVER 22
 - 2.3 TOP 10 MEMBERS BY BOND TURNOVER 22
 - 2.4 1.12. TOP 10 MEMBERS BY TOTAL TURNOVER 22
 - 2.5 TOP 10 MEMBERS BY NUMBER OF TRADES 23
 - 2.6 STOCKS WITH MARKET MAKERS 23
- 3 CORPORATE ACTIONS 24**
 - 3.1 NEW LISTINGS 24
 - 3.2 DELISTINGS 26
 - 3.3 LISTING OF ADDITIONAL ISSUES 28
 - 3.4 CAPITAL DECREASES 29
 - 3.5 NOMINAL VALUE CHANGES AND CAPITAL INCREASES 29
 - 3.6 SQUEEZE OUT 29
 - 3.7 SECURITIES CONVERSION 30
- 4 LISTED FINANCIAL INSTRUMENTS 31**
 - 4.1 STOCKS 31
 - 4.2 BONDS 36
 - 4.3 RIGHTS 38
 - 4.4 COMMERCIAL PAPERS 38
 - 4.5 STRUCTURED PRODUCTS 38

1 Trading

1.1 Comparison with previous half

	Second half of 2014.	First half of 2015.	% change
Orderbook turnover :			
Stocks	1.322.104.248	1.085.367.197	-17,9%
Bonds	232.261.812	112.579.136	-51,5%
Rights	0	5.504.675	-
Commercial Bills	0	0	-
Structured products	40.120.195	42.464.279	5,8%
Equity Block Turnover	124.393.990	298.766.871	140,2%
Debt Block Turnover	112.348.668	142.395.904	26,7%
Total Turnover	1.831.228.914	1.687.078.063	-7,9%
Orderbook volume			
Stocks	16.207.537	18.425.571	13,7%
Bonds	39.699.410	47.268.116	19,1%
Rights	0	4.834.324	-
Commercial Bills	0	0	-
Structured products	2.434.227	1.090.021	-55,2%
Equity Block Volume	1.621.314	1.337.016	-17,5%
Debt Block Volume	96.088.531	134.625.400	40,1%
Total Volume	156.051.019	207.580.448	33,0%
OTC trades			
Turnover	12.422.909.609	9.260.022.392	-25,5%
Volume	6.989.505.338	6.081.184.100	-13,0%
Number of trades	1.362	1.160	-14,8%
CROBEX [®]	1.745,44	1.737,55	-0,5%
CROBEX10 [®]	1.007,14	1.009,79	0,3%
CROBEXplus	940,18	920,19	-2,1%
CROBEXindustrija	910,74	865,35	-5,0%
CROBEXkonstrukt	499,03	483,83	-3,0%
CROBEXnutris	805,73	772,92	-4,1%
CROBEXtr	1.009,78	1.022,04	1,2%
CROBEXtransport	1.262,35	978,74	-22,5%
CROBEXturist	2.068,44	2.286,99	10,6%
CROBIS [®]	104,95	105,41	0,4%
CROBIStr [®]	137,3000	141,3672	3,0%
Number of trades	108.295	103.770	-4,2%
Number of securities traded	279	285	2,2%
Number of trading days	126	121	-4,0%

(Market capitalization in millions of HRK)

	Second half of 2014	First half of 2015.	% change
Market capitalization			
Stocks	126.216,3	132.256,8	4,8%
Bonds	75.309,7	74.695,9	-0,8%
Structured products	616,6	1.750,9	184,0%
Total	202.142,7	208.703,7	3,2%
Average daily			
Turnover	14.533.563	13.942.794	-4,1%
Volume	1.238.500	1.715.541	38,5%
Number of trades	859	858	-0,1%

1.2 Comparison with previous year

	First half of 2014.	First half of 2015.	% change
Orderbook turnover :			
Stocks	1.382.964.093	1.085.367.197	-21,5%
Bonds	139.674.948	112.579.136	-19,4%
Rights	1.523	5.504.675	-
Commercial Bills	69.020	0	-100,0%
Structured products	55.561.520	42.464.279	-23,6%
Equity Block Turnover	257.777.656	298.766.871	15,9%
Debt Block Turnover	231.516.995	142.395.904	-38,5%
Total Turnover	2.067.565.755	1.687.078.063	-18,4%
Orderbook volume			
Stocks	16.598.380	18.425.571	11,0%
Bonds	33.735.555	47.268.116	40,1%
Rights	1.523	4.834.324	-
Commercial Bills	70.000	0	-100,0%
Structured products	2.194.304	1.090.021	-50,3%
Equity Block Volume	1.011.650	1.337.016	32,2%
Debt Block Volume	85.385.000	134.625.400	57,7%
Total Volume	138.996.412	207.580.448	49,3%
OTC trades			
Turnover	14.214.457.787	9.260.022.392	-34,9%
Volume	5.948.452.915	6.081.184.100	2,2%
Number of trades	1.586	1.160	-26,9%
CROBEX [®]	1.791,48	1.737,55	-3,0%
CROBEX10 [®]	1.015,44	1.009,79	-0,6%
CROBEXplus	913,98	920,19	0,7%
CROBEXindustrija	871,83	865,35	-0,7%
CROBEXkonstrukt	511,55	483,83	-5,4%
CROBEXnutris	842,97	772,92	-8,3%
CROBEXtr	1.031,50	1.022,04	-0,9%

	First half of 2014.	First half of 2015.	% change
CROBEXtransport	1.193,33	978,74	-18,0%
CROBEXturist	1.954,35	2.286,99	17,0%
CROBIS®	105,10	105,41	0,3%
CROBIStr®	133,9237	141,3672	5,6%
Number of trades	113.638	103.770	-8,7%
Number of securities traded	278	285	2,5%
Number of trading days	123	121	-1,6%

1.3 Monthly trading overview

(Market Capitalization in millions of HRK)

Month	Number of trades		Volume		Number of securities traded	Market Capitalization
	Total	Average daily	Total	Average daily		
January	19.529	976	72.571.909	3.628.595	201	206.507,4
February	23.315	1.166	21.076.955	1.053.848	201	206.281,6
March	17.711	805	35.170.803	1.598.673	223	208.312,6
April	17.513	876	53.991.974	2.699.599	215	208.835,1
May	11.744	587	17.326.198	866.310	215	207.100,7
June	13.958	735	7.442.609	391.716	206	208.703,7
Total	103.770	858	207.580.448	1.715.541	285	

(Turnover in millions of HRK)

Month	Equity		Bonds		Structured products		Total turnover
	Turnover	% total turnover	Turnover	% total turnover	Turnover	% total turnover	
January	207,4	65,5	100,7	31,8	8,3	2,6	316,5
February	450,2	94,4	18,1	3,8	8,4	1,8	476,7
March	194,4	77,6	47,0	18,8	9,3	3,7	250,7
April	171,3	71,6	61,8	25,8	6,0	2,5	239,2
May	167,5	86,5	21,5	11,1	4,7	2,4	193,8
June	193,2	91,9	11,3	5,4	5,7	2,7	210,2
Total	1.384,1	82,3	260,5	15,2	42,5	2,5	1.687,1

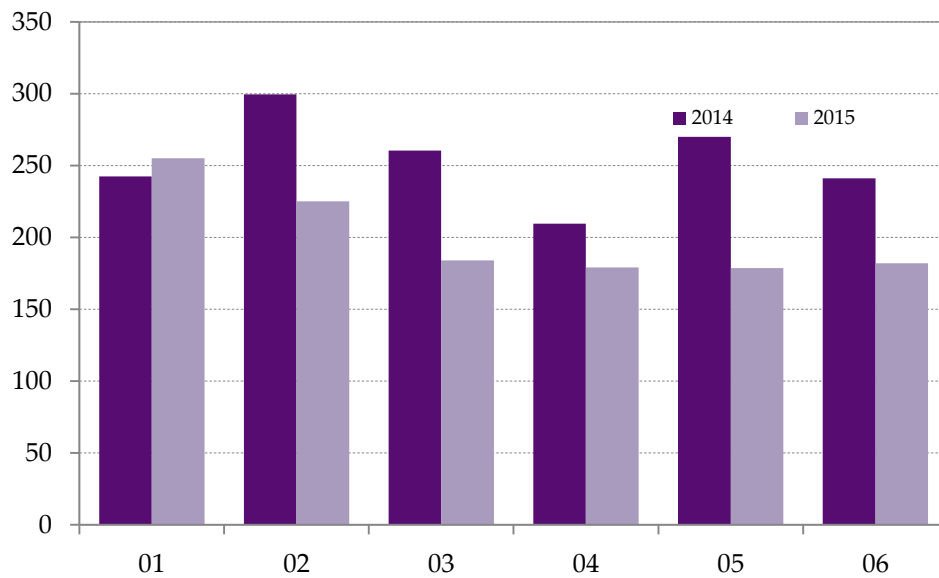


Chart 1: Orderbook turnover (mil HRK)

1.4 Indices

	High	Low	Last	Net change (%)	Volume	Turnover
Equity indices						
CROBEX	1.808,25	1.704,30	1.737,55	-0,5	9.079.572	725.950.493
CROBEX10	1.046,36	994,09	1.009,79	0,3	5.045.678	558.168.459
CROBEXplus	968,91	902,06	920,19	-2,1	10.271.055	771.195.858
CROBEXindustrija	936,47	846,21	865,35	-5,0	1.473.392	135.372.516
CROBEXkonstrukt	555,97	471,04	483,83	-3,0	1.784.592	35.490.494
CROBEXnutris	826,22	761,76	772,92	-4,1	578.753	141.947.282
CROBEXtr	1.045,92	986,05	1.022,04	1,2	9.079.572	725.950.493
CROBEXtransport	1.293,39	952,08	978,74	-22,5	195.399	33.736.139
CROBEXturist	2.331,02	2.033,91	2.286,99	10,6	2.972.114	104.314.747
Bond indices						
CROBIS	108,65	104,96	105,41	0,4	4.480.953.174	6.998.748.023
CROBIStr	144,53	137,35	141,37	3,0	4.480.953.174	6.998.748.023

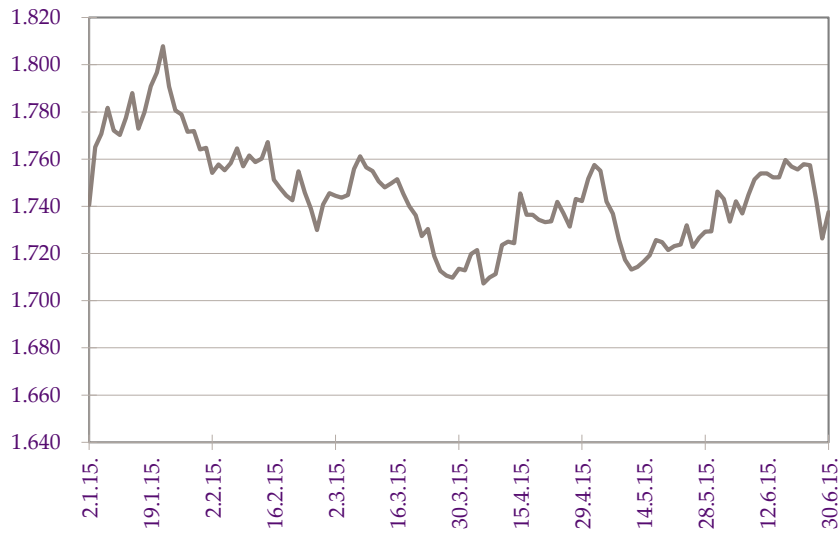


Chart 2: Zagreb Stock Exchange equity index CROBEX®

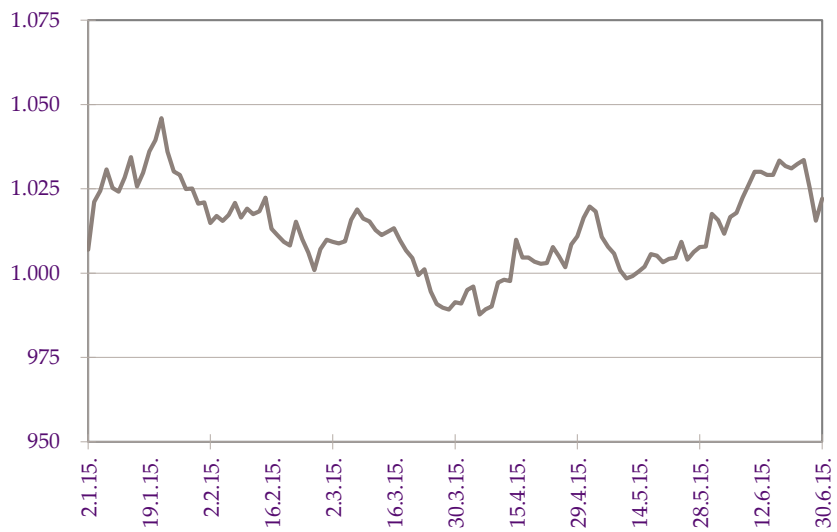


Chart 3: Zagreb Stock Exchange equity index CROBEXtr®

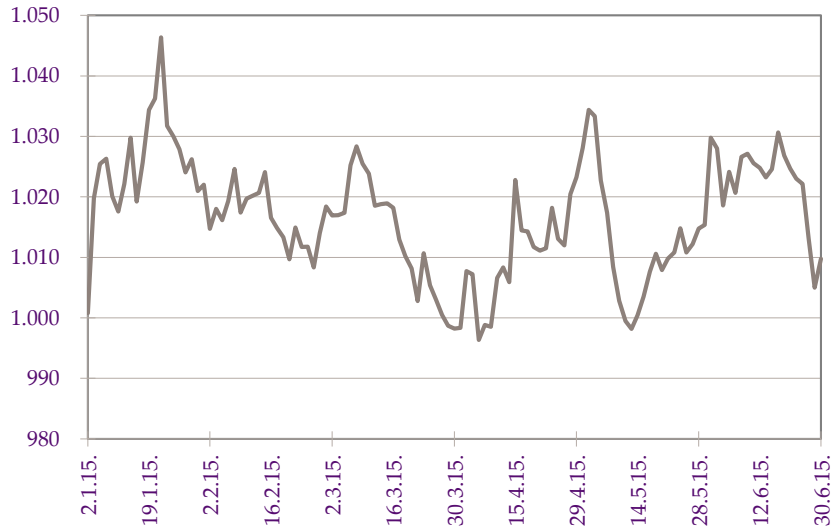


Chart 4: Zagreb Stock Exchange equity index CROBEX10®

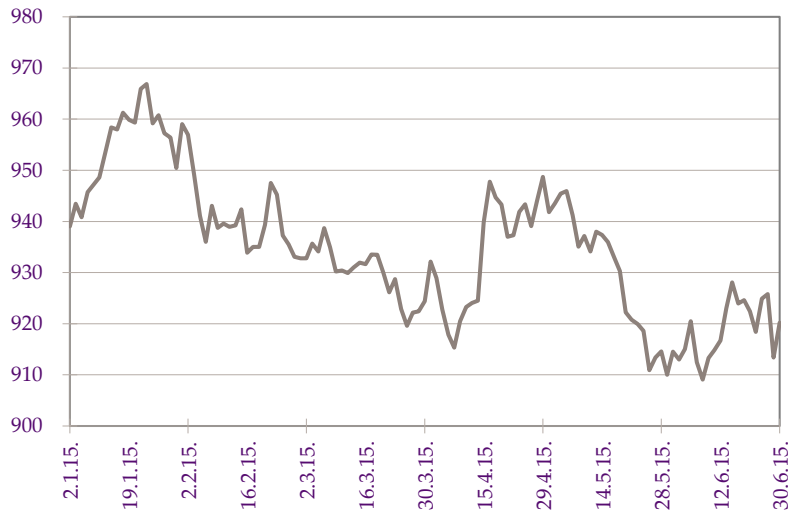
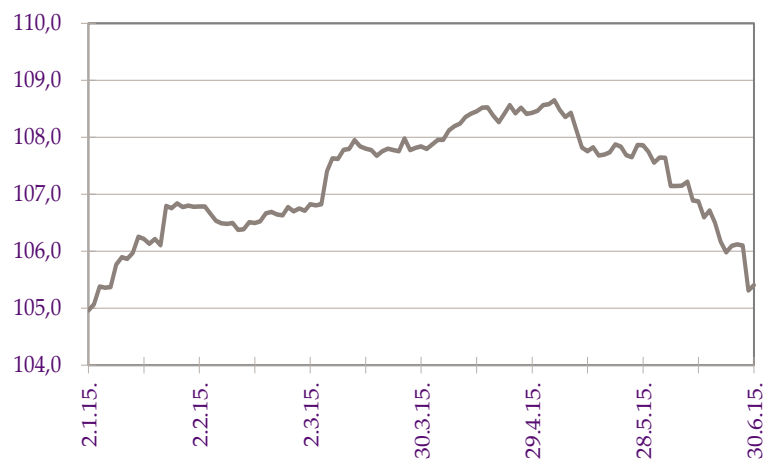


Chart 5: Zagreb Stock Exchange equity index CROBEXplus©



Slika 6: Zagreb Stock Exchange bond index CROBIS®

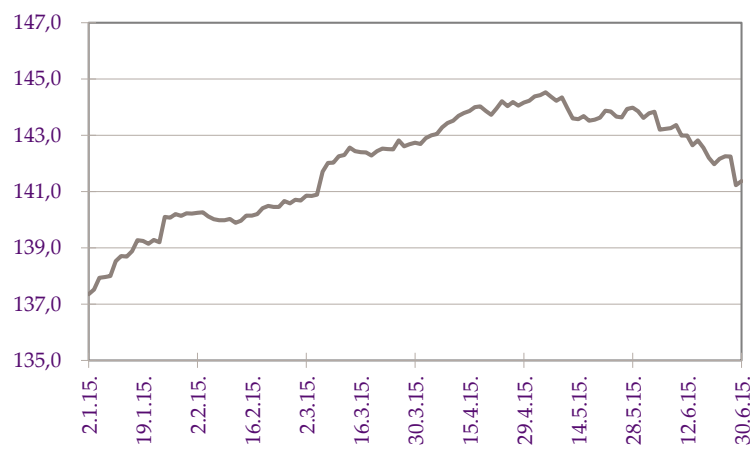


Chart 7: Zagreb Stock Exchange bond index CROBIStr®

1.5 Turnover and Market Capitalization by Sector

Code	Sector	Market Capitalization (HRK)	Turnover (HRK)
A	Agriculture, forestry and fishing	1.088.865.403	22.620.533
CA	Manufacture of food products, beverages and tobacco products	9.995.142.547	136.518.553
CB	Manufacture of textiles, apparel, leather and related products	94.412.458	4.392.172
CC	Manufacture of wood and paper products, and printing	248.290.245	48.623
CD	Manufacture of coke, and refined petroleum products	34.350.000.000	20.944.952
CE	Manufacture of chemicals and chemical products	419.663.209	8.805.615
CF	Manufacture of basic pharmaceutical products and pharmaceutical preparations	192.425.872	7.278.720
CG	Manufacture of rubber and plastics products, and other non-metallic mineral products	180.527.194	6.406.465
CH	Manufacture of basic metals and fabricated metal products, except machinery and equipment	143.705.312	3.143.416
CI	Manufacture of computer, electronic and optical products	1.571.731.860	52.008.882
CJ	Manufacture of electrical equipment	2.240.770.881	28.003.559
CK	Manufacture of machinery and equipment n.e.c.	0	
CL	Manufacture of transport equipment	630.579.668	20.535.590
CM	Other manufacturing, and repair and installation of machinery and equipment	108.606.969	903.935
E	Water supply; sewerage, waste management and remediation activities	0	0
F	Construction	734.069.391	33.524.565
G	Wholesale and retail trade; repair of motor vehicles and motorcycles	4.430.877.076	36.280.088
H	Transportation and storage	7.384.201.555	54.861.886
I	Accommodation and food service activities	14.532.990.722	140.071.463
JA	Publishing, audiovisual and broadcasting activities	134.054.025	123.826
JB	Telecommunications	12.738.094.046	186.940.432
K	Financial and insurance activities	30.843.610.904	62.144.546
L	Real estate activities	464.403.304	5.096.301
MA	Legal, accounting, management, architecture, engineering, technical testing and analysis activities	8.865.898.442	246.201.480
MB	Scientific research and development	153.074.568	6.591.151
N	Administrative and support service activities	0	0
R	Arts, entertainment and recreation	0	14.493
	TOTAL	710.784.000	1.905.953

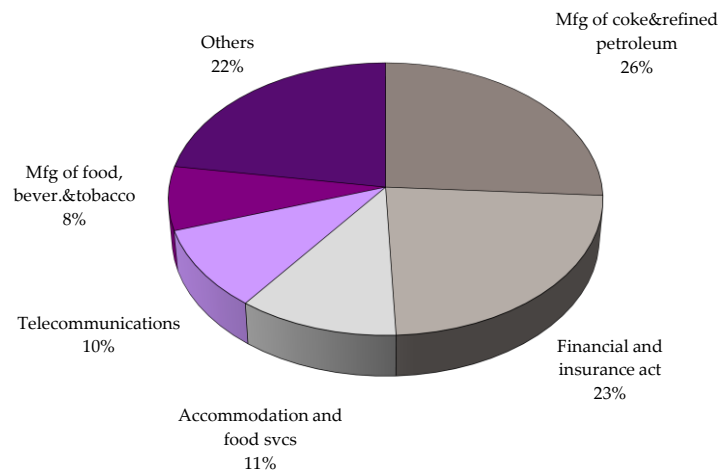
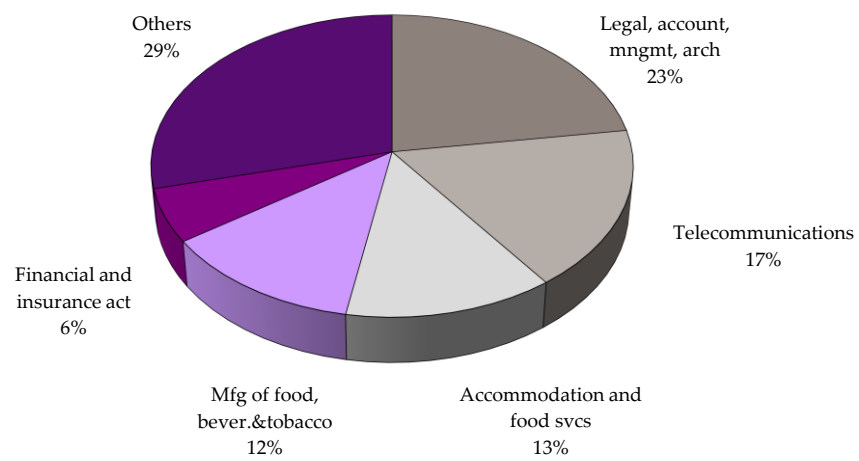


Chart 3: Sectors with the highest Market Capitalization



Slika 4: Sectors with the highest Turnover

1.6 Stocks with the Largest Market Capitalization

	Symbol	Issuer	Market capitalization (HRK mil)	% of Market cap	Cumulative percentage
1	INA-R-A	Ina d.d.	34.350,0	26,0	26,0
2	ZABA-R-A	Zagrebačka banka d.d.	13.562,2	10,3	36,2
3	HT-R-A	HT d.d.	12.637,0	9,6	45,8
4	PBZ-R-A	PBZ d.d.	11.463,9	8,7	54,4
5	ADRS-R-A	Adris grupa d.d.	4.596,4	3,5	57,9
6	JNAF-R-A	Janaf d.d.	4.322,9	3,3	61,2
7	ATGR-R-A	Atlantic Grupa d.d.	2.967,5	2,2	63,4
8	RIVP-R-A	VALAMAR RIVIERA d.d.	2.599,9	2,0	65,4
9	LEDO-R-A	Ledo d.d.	2.542,7	1,9	67,3
10	ADRS-P-A	Adris grupa d.d.	2.510,1	1,9	69,2
		Others	40.704,0	30,8	100,0
		Total	132.256,8		

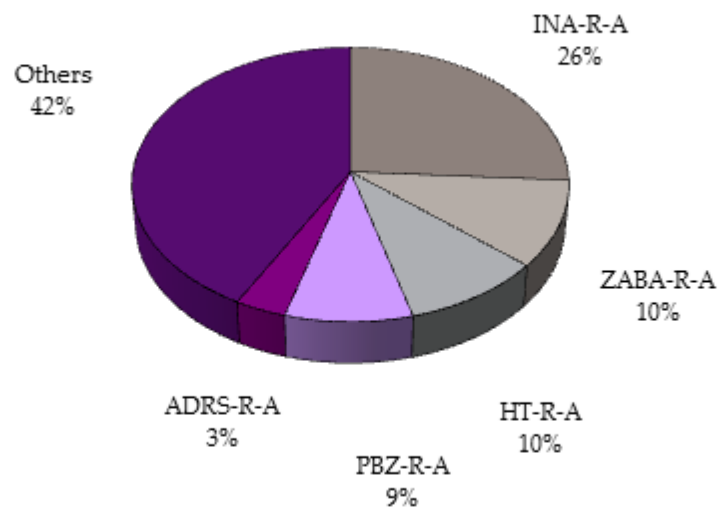


Chart 5: Market Capitalization structure

1.7 Stocks with the Largest Free Float Market Capitalization

	Symbol	Issuer	Free float (%)	Free float market capitalization (HRK mil)	% of market cap	Cumulative percentage
1	HT-R-A	HT d.d.	42,1	5.321,5	18,2	18,2
2	ADRS-P-A	Adris grupa d.d.	93,4	2.343,7	8,0	26,3
3	ADRS-R-A	Adris grupa d.d.	49,7	2.283,0	7,8	34,1
4	INA-R-A	Ina d.d.	6,1	2.088,5	7,2	41,3
5	KOEI-R-A	Končar - elektroindustrija d.d.	79,3	1.380,6	4,7	46,0
6	RIVP-R-A	VALAMAR RIVIERA d.d.	51,2	1.332,2	4,6	50,6
7	PODR-R-A	Podravka d.d.	68,2	1.146,6	3,9	54,5
8	ATGR-R-A	Atlantic Grupa d.d.	38,0	1.128,2	3,9	58,4
9	LEDO-R-A	Ledo d.d.	44,0	1.118,3	3,8	62,2
10	ERNT-R-A	Ericsson Nikola Tesla d.d.	50,7	779,9	2,7	64,9
		Others		10.251,7	35,1	100,0
		Total		29.174,2		

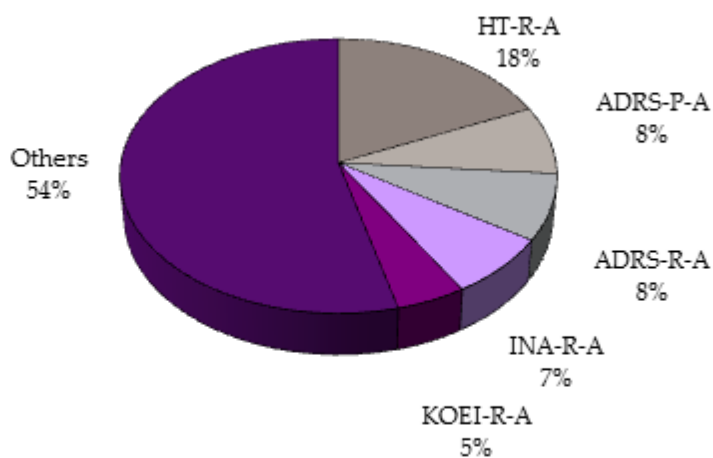


Chart 6: Free Float Market Capitalization structure

1.8 Most Active Stocks by Turnover

	Symbol	Issuer	Turnover (HRK)	Pct (%)	Cumulative percentage
1	HT-R-A	HT d.d.	178.401.571	16,4	16,4
2	ADRS-P-A	Adris grupa d.d.	108.707.492	10,0	26,5
3	RIVP-R-A	VALAMAR RIVIERA d.d.	69.839.783	6,4	32,9
4	ADRS-R-A	Adris grupa d.d.	60.303.171	5,6	38,4
5	PODR-R-A	Podravka d.d.	50.655.568	4,7	43,1
6	SNHO-R-A	SN holding d.d.	46.797.546	4,3	47,4
7	ERNT-R-A	Ericsson Nikola Tesla d.d.	41.276.940	3,8	51,2
8	LEDO-R-A	Ledo d.d.	30.949.577	2,9	54,1
9	ATGR-R-A	Atlantic Grupa d.d.	28.601.406	2,6	56,7
10	ZABA-R-A	Zagrebačka banka d.d.	27.991.521	2,6	59,3
		Others	441.842.621	40,7	100,0
		Total	1.085.367.197		

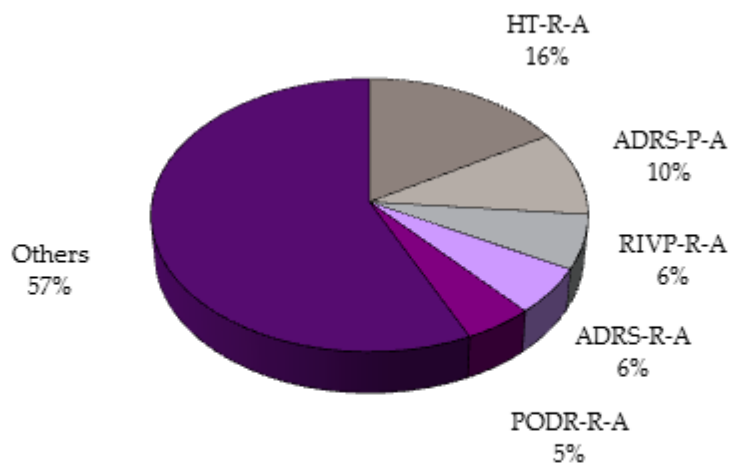


Chart 7: Structure of equity turnover

1.9 Stocks with the Highest Turnover Velocity

	Symbol	Issuer	Turnover (HRK)	Market Capitalization (HRK)	Turnover velocity (%)
1	KSST-R-A	Kaštelanski staklenici d.d. u stečaju	3.255.807	7.951.510	40,95
2	RIZO-R-A	RIZ-odašiljači d.d.	10.731.942	33.676.110	31,87
3	BRBA-P-A	KentBank d. d.	3.710.401	12.098.250	30,67
4	BD62-R-A	Badel 1862 d.d.	4.180.476	15.839.352	26,39
5	INGR-R-A	Ingra d.d.	9.550.208	41.990.120	22,74
6	IMZV-R-A	Imunološki zavod d.d.	3.021.502	15.319.312	19,72
7	JDBA-R-A	Jadranska banka d.d.	7.728.306	55.019.700	14,05
8	VART-R-1	Varteks d. d.	4.045.294	35.754.993	11,31
9	DDJH-R-A	Đuro Đaković holding d.d.	19.949.876	181.256.880	11,01
10	KODT-P-A	Končar - distributivni i specijalni transformator d.d.	6.327.088	60.690.864	10,43

1.10 Highest Daily Turnover

	Date	Daily Turnover (HRK)
1	27.2.2015.	191.409.870
2	8.1.2015.	77.535.992
3	29.4.2015.	56.292.749
4	26.2.2015.	44.188.366
5	29.1.2015.	36.196.266
6	30.3.2015.	34.291.043
7	5.2.2015.	31.439.409
8	1.6.2015.	30.755.290
9	20.1.2015.	21.522.427
10	7.1.2015.	19.219.663

1.11 Highest Orderbook Trades in Stocks

	Date	Symbol	Issuer	Turnover (HRK)	Price (HRK)	Volume
1	1.6.2015	ADRS-R-A	Adris grupa d.d.	5.000.000	500,00	10.000
2	31.3.2015	OPEK-R-A	Opeka d.d.	4.576.000	260,00	17.600
3	12.1.2015	JDBA-R-A	Jadranska banka d.d.	2.708.550	650,00	4.167
4	9.2.2015	JMNC-R-A	Jamnica d.d.	2.640.000	88.000,00	30
5	19.5.2015	HT-R-A	HT d.d.	2.429.120	160,00	15.182
6	29.5.2015	INA-R-A	Ina d.d.	2.428.800	3.450,00	704
7	9.4.2015	HT-R-A	HT d.d.	2.380.950	165,00	14.430
8	18.2.2015	PODR-R-A	Podravka d.d.	1.999.840	290,00	6.896
9	4.2.2015	HT-R-A	HT d.d.	1.999.620	161,00	12.420
10	27.2.2015	ADRS-R-A	Adris grupa d.d.	1.960.000	392,00	5.000

1.12 Stocks Performance

(All prices and turnover in HRK, market capitalization in millions of HRK)

No.	Symbol	High	Low	Last	Date of last trade	Net change (%)	Volume	Turnover	Market capitalization
Official Market									
1	ADPL-R-A	110,00	77,01	104,00	30.6.2015	13,0	225.203	20.396.032	436,8
2	ATGR-R-A	955,00	856,02	889,98	30.6.2015	-5,3	31.254	28.601.406	2.967,5
3	CROS-P-A	7.413,25	7.300,00	7.300,00	16.6.2015	-2,0	34	251.745	63,9
4	CROS-R-A	7.416,20	7.412,25	7.412,25	13.5.2015	0,2	216	1.601.138	3.120,2
5	DLKV-R-A	18,99	11,54	17,49	30.6.2015	23,2	1.584.354	25.653.855	432,3
6	GRNL-R-A	139,00	122,00	124,98	30.6.2015	-7,4	4.425	586.138	237,7
7	HT-R-A	170,00	149,01	154,32	30.6.2015	2,5	1.109.464	178.401.571	12.637,0
8	IGH-R-A	153,56	115,20	118,65	30.6.2015	-23,1	18.164	2.431.461	72,8
9	INA-R-A	3.899,00	3.260,19	3.435,00	30.6.2015	-5,9	5.970	20.944.952	34.350,0
10	INGR-R-A	4,20	2,41	3,10	29.6.2015	25,0	2.832.407	9.550.208	42,0
11	KOEI-R-A	725,99	655,00	676,97	30.6.2015	-1,7	22.708	15.696.365	1.741,2
12	LEDO-R-A	8.400,00	7.606,00	8.099,99	30.6.2015	-0,9	3.811	30.949.577	2.542,7
13	LKPC-R-A	764,99	625,00	703,00	30.6.2015	5,2	9.268	6.412.745	297,3
14	MDKA-R-A	14.500,00	11.100,00	12.500,00	30.6.2015	4,2	100	1.312.289	377,4
15	MGMA-R-A	2,36	1,70	1,81	30.6.2015	-23,9	122.893	238.650	8,8
16	OPTE-R-A	4,18	1,17	1,59	30.6.2015	-62,0	4.045.461	8.538.861	101,1
17	PODR-R-A	323,99	280,00	310,00	30.6.2015	5,6	165.452	50.655.568	1.680
18	PTKM-R-A	29,00	14,70	15,90	30.6.2015	-42,2	362.861	6.929.759	204,7
19	RIVP-R-A	20,97	18,55	20,63	30.6.2015	3,8	3.501.667	69.839.783	2.599,9
20	TPNG-R-A	73,59	65,00	72,00	30.6.2015	10,8	112.968	7.486.212	518,4
21	ULPL-R-A	167,83	138,70	143,00	30.6.2015	-7,1	20.211	3.027.320	82,9
22	ULJN-R-A	39,00	30,05	33,00	18.6.2015	6,5	618	19.739	110,8
23	VART-R-1	25,00	15,11	16,10	30.6.2015	-33,4	196.219	4.045.294	35,8
24	VERN-R-A	100,00	49,80	96,00	30.6.2015	78,5	55.976	4.257.218	177,1
25	VIRO-R-A	350,00	232,00	259,99	26.6.2015	-23,3	5.691	1.700.384	360,5
Regular Market									
26	ACI-R-A	6.400,00	5.001,00	6.400,00	30.6.2015	25,5	332	1.905.953	710,8
27	ADRS-P-A	410,00	322,77	370,00	30.6.2015	8,8	303.056	108.707.492	2.510,1
28	ADRS-R-A	510,00	365,01	478,00	30.6.2015	29,2	141.294	60.303.171	4.596,4
29	AGMM-R-A	300,00	201,05	220,03	10.6.2015	-0,9	230	59.374	9,1
30	AMDN-R-A	86,00	66,00	66,00	23.4.2015	-17,5	1.187	85.773	50,5
31	ARNT-R-A	366,00	318,00	337,47	30.6.2015	5,4	23.903	8.126.641	736,5
32	ATLN-R-A	105,60	82,55	104,00	30.6.2015	25,3	29.028	2.831.981	346,9
33	ATLS-R-A	6,00	4,08	4,08	26.5.2015	-9,5	2.814	14.493	7,8
34	ATPL-R-A	339,49	193,05	202,00	30.6.2015	-34,5	61.952	15.960.106	281,9
35	AUHR-R-A	535,00	431,20	441,31	26.6.2015	-9,9	10.015	4.998.046	220,7
36	BD62-R-A	32,00	12,04	21,06	30.6.2015	29,6	186.478	4.180.476	15,8
37	BDMR-R-A	450,00	264,04	450,00	25.2.2015	25,0	6	2.328	44,7
38	BLKL-R-A	149,88	55,00	149,87	2.6.2015	111,0	427	48.393	74,9
39	BLJE-R-A	37,50	26,27	27,20	30.6.2015	-20,5	289.033	8.873.055	223,5
40	BPBA-R-A	6,43	4,25	5,00	24.6.2015	-1,8	98.632	505.284	8,9
41	BRIN-R-A	25,00	17,00	25,00	29.6.2015	8,7	21.544	506.895	12,7
42	BRNK-R-A	50,00	12,27	50,00	26.2.2015	199,2	547	9.445	6,6
43	CHAG-R-A	249,00	230,00	249,00	29.6.2015	3,8	656	154.671	30,0
44	CKML-R-A	4.700,00	3.800,00	4.700,00	18.6.2015	14,6	1.391	5.843.560	493,5
45	CRAL-R-A	130,00	70,00	70,00	16.6.2015	-30,0	325	33.275	693,0
46	DDJH-R-A	43,38	23,20	23,86	30.6.2015	-27,6	562.318	19.949.876	181,3
47	ELKP-R-A	330,00	285,00	330,00	17.6.2015	15,8	261	79.342	29,6
48	ELPR-R-A	9,27	3,61	9,06	19.2.2015	30,7	3.175	16.072	3,0
49	ERNT-R-A	1.390,00	1.122,00	1.155,00	30.6.2015	-11,1	31.675	41.276.940	1.538,1
50	FMPS-R-A	13,90	11,00	11,00	11.6.2015	-12,1	7.484	92.964	22,0

No.	Symbol	High	Low	Last	Date of last trade	Net change (%)	Volume	Turnover	Market capitalization
51	FNVC-R-A	43,00	24,01	24,22	19.6.2015	-19,3	1.509	51.006	15,0
52	HBRL-R-A	12,29	9,57	10,28	30.6.2015	-6,5	64.968	721.876	147,6
53	HBVD-R-A	80,00	80,00	80,00	22.4.2015	0,0	20	1.600	22,9
54	HDEL-R-A	37,00	19,12	21,38	30.6.2015	11,9	21.724	599.106	13,3
55	HEFA-R-A	10,00	0,50	10,00	8.4.2015	900,0	1.554	2.475	3,4
56	HIMR-R-A	535,00	390,00	449,50	30.6.2015	-9,6	7.257	3.399.439	285,8
57	HJDR-R-A	100,00	81,00	100,00	29.4.2015	12,4	207	19.304	10,7
58	HMAM-R-A	210,00	175,00	177,00	29.6.2015	-3,3	3.005	565.504	198,1
59	HMDN-R-A	82,65	81,00	81,99	9.6.2015	26,2	418	33.948	32,3
60	HMST-R-A	360,00	197,77	225,00	30.6.2015	-30,7	21.508	5.535.454	116,0
61	HPB-R-A	715,00	680,00	700,01	15.5.2015	4,5	113	78.615	416,4
62	HPDG-R-A	23,55	14,22	14,22	29.6.2015	-33,9	2.042	41.173	5,2
63	HTCP-R-A	170,01	150,00	165,00	13.5.2015	-1,2	1.042	168.241	90,5
64	HTPK-R-A	67,50	52,00	67,50	30.6.2015	14,9	17.833	1.029.665	117,9
65	HTPO-R-A	100,05	90,00	90,00	5.3.2015	0,0	330	31.605	15,8
66	HUPZ-R-A	1.998,00	1.700,00	1.861,01	30.6.2015	6,3	4.752	8.732.424	835,9
67	HZLA-R-A	84,50	60,00	77,90	30.6.2015	12,9	2.428	152.039	56,5
68	HZVG-R-A	35,99	20,01	21,00	30.6.2015	-12,5	515	10.988	6,4
69	IKBA-R-A	1.050,00	917,89	1.050,00	13.4.2015	16,7	55	55.756	152,2
70	ILRA-R-A	840,00	775,01	800,00	30.6.2015	6,7	1.105	897.486	199,5
71	IMZV-R-A	113,44	55,00	68,00	29.6.2015	13,4	37.138	3.021.502	15,3
72	IPKK-R-A	130,00	70,15	70,15	30.6.2015	-29,8	24.718	2.505.960	50,2
73	JDBA-R-A	850,00	210,00	300,00	29.6.2015	-64,7	12.212	7.728.306	55,0
74	JDGT-R-A	900,00	700,03	880,00	30.6.2015	18,2	7.964	6.177.467	97,5
75	JDOS-R-A	3.499,00	2.930,00	3.080,00	26.6.2015	1,5	455	1.431.057	385,0
76	JDPL-R-A	109,87	37,01	44,90	30.6.2015	-55,1	41.078	3.027.927	73,5
77	JDTC-R-A	60,00	32,00	35,00	17.6.2015	-36,4	6.058	286.415	5,0
78	JMNC-R-A	97.000,00	85.000,00	95.000,00	30.6.2015	8,0	194	17.602.423	2.102,0
79	JNAF-R-A	4.498,99	3.154,00	4.290,00	29.6.2015	22,6	813	3.156.614	4.322,9
80	KABA-P-A	79,97	58,00	79,97	5.5.2015	37,9	39	2.679	0,9
81	KABA-R-A	9,88	7,41	7,41	17.6.2015	-22,8	29.117	262.429	9,8
82	KBZ-R-A	100,02	95,00	100,02	22.4.2015	-13,9	4.107	409.965	186,6
83	KODT-P-A	1.099,98	960,55	988,00	30.6.2015	-5,6	6.095	6.327.088	60,7
84	KODT-R-A	1.199,00	1.022,01	1.071,00	30.6.2015	-5,2	4.079	4.525.603	208,0
85	KOES-R-A	420,00	400,00	405,00	30.6.2015	15,7	352	141.631	52,8
86	KOKA-R-A	285,00	220,00	285,00	8.6.2015	29,5	1.969	533.993	257,4
87	KRAS-R-A	465,00	367,00	455,00	30.6.2015	24,0	40.295	16.757.010	625,0
88	KSST-R-A	555,55	55,00	70,00	30.6.2015	-82,9	13.954	3.255.807	8,0
89	KTJV-R-A	15,49	14,00	14,10	16.6.2015	-1,1	3.695	53.844	80,7
90	KTKS-R-A	9,00	9,00	9,00	30.4.2015	8,0	10	90	6,0
91	LKRI-R-A	73,50	45,00	46,00	30.6.2015	-33,8	51.141	3.039.629	275,1
92	LPLH-R-A	217,98	177,00	182,50	30.6.2015	-13,1	11.749	2.268.412	120,9
93	LRH-R-A	4.792,66	3.271,29	4.550,00	30.6.2015	34,0	2.508	9.964.099	1.377,0
94	LURA-R-A	330,01	281,00	300,50	30.6.2015	0,2	1.170	354.557	901,5
95	LVCV-R-A	177,99	85,40	100,00	30.6.2015	5,3	2.855	314.993	47,8
96	MAIS-R-A	248,00	131,70	214,98	30.6.2015	59,2	33.130	5.592.124	2.352,8
97	MIV-R-A	7.100,00	2.233,23	6.999,00	16.6.2015	174,5	488	3.055.303	105,1
98	OLVD-R-A	116,00	116,00	116,00	24.2.2015	83,8	1	116	54,4
99	PBZ-R-A	636,50	521,00	601,00	30.6.2015	9,5	17.318	9.688.068	11.463,9
100	PDBA-R-A	339,00	210,00	210,00	22.5.2015	-25,0	1.118	362.525	140,4
101	PIKR-R-A	127,97	99,00	108,00	29.6.2015	-22,8	4.427	503.129	25,2
102	PIVK-R-A	270,00	199,99	199,99	29.6.2015	-25,9	806	201.853	63,4
103	PLAG-R-A	4.550,00	3.950,00	4.500,00	30.6.2015	9,8	2.519	10.734.890	2.458,4
104	PLCH-R-A	100,01	100,01	100,01	12.3.2015	-56,3	200	20.002	12,7
105	PLJK-R-A	24,00	10,20	24,00	14.4.2015	60,0	72	914	25,3
106	PUNT-R-A	1,00	0,70	1,00	5.6.2015	0,0	15.702	11.066	1,3
107	QUNE-R-A	13,00	11,00	11,50	12.3.2015	4,4	12.601	139.394	25,9
108	RIZO-R-A	139,48	57,27	90,00	29.6.2015	50,0	109.710	10.731.942	33,7

No.	Symbol	High	Low	Last	Date of last trade	Net change (%)	Volume	Turnover	Market capitalization
109	SAPN-R-A	279,00	247,00	269,99	30.6.2015	4,6	6.582	1.678.341	177,8
110	SLDM-R-A	28,00	20,00	20,00	15.4.2015	0,0	4.935	118.245	104,4
111	SLPF-R-A	61,89	44,43	48,00	30.6.2015	7,3	22.997	1.215.587	160,6
112	SLRS-R-A	735,00	665,01	709,00	23.6.2015	6,8	1.795	1.253.167	438,0
113	SNBA-R-A	76,98	38,30	60,51	30.6.2015	44,0	45.641	2.979.987	55,6
114	SPVA-R-A	45,92	45,92	45,92	10.3.2015	89,9	5	230	173,4
115	SUNH-R-A	28,48	18,13	22,51	29.6.2015	32,4	103.437	2.443.005	187,8
116	THNK-R-A	425,00	351,00	389,00	30.6.2015	-1,5	8.522	3.241.211	73,7
117	TISK-R-A	216,97	155,11	190,01	30.6.2015	-5,0	4.309	811.911	453,5
118	TKPR-R-A	329,90	320,00	320,00	25.5.2015	1,6	198	63.759	26,2
119	TLM-R-A	22,00	7,01	15,00	26.5.2015	150,0	8.231	88.113	27,6
120	TOZ-R-A	62,40	30,00	36,01	18.6.2015	-34,5	924	42.844	7,2
121	TRFM-R-A	140,00	110,00	120,00	11.6.2015	-19,5	2.621	344.780	4,3
122	TUHO-R-A	2.900,00	2.410,00	2.500,01	29.6.2015	0,8	4.113	10.668.507	916,9
123	VDKT-R-A	278,59	192,00	195,02	30.6.2015	-16,3	15.205	3.650.596	89,1
124	VIS-R-A	2,10	2,02	2,10	6.5.2015	-79,0	65	134	1,1
125	VJSN-R-A	6,38	6,20	6,20	10.6.2015	-38,0	877	5.581	6,6
126	VLEN-R-B	7,46	4,70	6,00	23.6.2015	3,6	24.020	134.873	83,1
127	VPIK-R-A	87,48	56,36	62,00	30.6.2015	-26,2	48.024	3.542.242	93,2
128	ZABA-R-A	45,50	32,67	42,35	30.6.2015	26,4	754.380	27.991.521	13.562,2
129	ZPKL-R-A	88,93	88,78	88,78	13.3.2015	-30,0	14	1.245	25,2
130	ZTNJ-R-A	230,00	199,99	214,01	30.6.2015	7,0	924	195.537	44,0
131	ZVCV-R-A	119,44	80,00	100,00	26.6.2015	0,0	3.033	304.278	30,8
132	ZVZD-R-A	3.046,00	2.720,31	2.800,00	30.6.2015	-5,1	1.247	3.587.162	280,7
MTP-FORTIS									
1	BCIN-R-A	565,00	450,12	482,03	29.6.2015	-3,2	8.117	4.159.690	80,3
2	BDSS-R-A	350,00	265,00	350,00	30.6.2015	9,4	3.279	1.043.815	130,3
3	BRBA-P-A	4.750,00	3.500,00	4.750,00	8.5.2015	35,7	784	3.710.401	12,1
4	EPLT-R-A	885,00	694,99	790,00	10.6.2015	-10,7	7.817	6.100.365	351
5	FRNK-R-A	500,00	441,00	470,00	10.6.2015	9,3	967	466.929	200,8
6	GBRT-R-A	800,00	799,00	799,00	26.6.2015	-0,1	7	5.598	54
7	HMNS-R-A	34,00	33,00	34,00	26.6.2015	-2,9	90	3.010	56,1
8	HRDH-R-A	111,00	66,00	111,00	16.6.2015	35,4	829	70.735	93,6
9	INFS-R-A	100,00	100,00	100,00	2.4.2015	63,9	3	300	5,3
10	KOSN-P-A	1.360,00	1.360,00	1.360,00	17.6.2015	0,0	1	1.360	35,9
11	KOSN-R-A	1.451,51	1.230,15	1.300,23	8.6.2015	4,0	356	493.234	51,0
12	KOTR-P-A	1.548,99	1.253,02	1.530,00	13.5.2015	22,4	666	959.909	41,5
13	KTKA-R-A	597,00	450,01	500,01	15.6.2015	3,3	99	49.396	16,5
14	LCDS-R-A	16,16	12,18	15,01	30.6.2015	-3,2	7.276	107.505	38,0
15	LULG-R-A	23,00	15,00	19,00	30.6.2015	-13,6	145.849	2.785.448	50,7
16	MIVA-R-A	250,00	230,00	245,00	17.3.2015	-2,0	622	147.345	15,9
17	NEXE-R-A	85,00	85,00	85,00	23.3.2015	0,0	60	5.100	804,4
18	OPEK-R-A	305,00	260,00	260,00	31.3.2015	-14,8	23.600	6.406.000	134,2
19	PCTS-R-A	49,99	38,00	44,00	30.6.2015	1,9	52.876	2.264.320	117,5
20	PRFC-R-A	21,99	18,30	19,68	29.6.2015	1,3	35.802	701.240	77,0
21	PSMR-R-A	205,00	205,00	205,00	27.1.2015	-13,7	20	4.100	4,8
22	PVCM-R-A	70,01	66,66	67,00	16.6.2015	0,5	303	20.723	87,5
23	RZVI-R-A	24,68	21,84	21,84	26.6.2015	-33,3	20	465	46,4
24	SM86-R-A	169,99	140,00	140,00	29.4.2015	-15,2	182	26.806	19,1
25	SNHO-R-A	299,99	200,00	219,88	30.6.2015	-20,0	195.444	46.797.546	587,1
26	SPNV-R-A	800,00	570,00	740,00	9.6.2015	34,5	956	670.562	48,6
27	THMT-R-A	162,31	120,00	150,00	23.6.2015	7,1	1.259	178.267	40,2
28	TNPL-R-A	750,00	311,01	730,00	30.6.2015	114,7	6.094	3.228.364	457,3
29	TSHC-R-A	10.000,00	9.200,00	9.200,00	17.6.2015	2,2	16	151.000	124,7
30	ZEP-R-A	50,00	40,00	40,00	30.4.2015	-1,4	678	32.399	2,6

1.13 Structured Products Performance

(All prices and turnovers in Kunas, market capitalization in millions of Kunas)

No.	Symbol	High	Low	Last	Date of last trade	Net change (%)	Volume	Turnover	Market Capitalization
Regular Market									
1	EGB-S-DAX	937,10	843,30	843,30	30.6.2015	-1,8	118	101.384	210,8
2	EGB-S-GOLD	861,76	795,36	795,36	12.5.2015	-4,1	80	66.012	79,5
3	EGB-S-LBU5	98,50	91,40	98,50	12.6.2015	21,8	30	2.867	24,6
4	EGB-S-LBU6	69,90	28,00	49,90	30.6.2015	18,8	1.025	50.298	12,5
5	EGB-S-LBU7	61,00	18,10	18,10	10.6.2015	-54,4	796	29.767	4,5
6	EGB-S-LBU8	46,45	33,30	46,45	22.1.2015	31,2	542	21.602	11,6
7	EGB-S-LBU9	37,20	27,50	37,20	26.2.2015	22,8	1.300	41.880	9,3
8	EGB-S-LBUA	23,00	21,90	23,00	1.4.2015	5,0	946	21.238	5,8
9	EGB-S-LDXE	256,90	123,50	217,50	17.6.2015	57,3	1.346	260.019	54,4
10	EGB-S-LDXF	344,00	148,40	259,60	30.6.2015	59,0	3.597	902.086	64,9
11	EGB-S-LDXG	255,80	72,00	174,40	10.6.2015	74,6	19.127	1.881.784	43,6
12	EGB-S-LDXI	226,00	115,80	179,10	26.6.2015	49,5	5.063	748.940	44,8
13	EGB-S-LDXJ	179,40	78,80	97,20	30.6.2015	9,3	9.402	989.350	24,3
14	EGB-S-LDXK	150,20	46,70	60,00	30.6.2015	17,6	43.140	3.541.692	15,0
15	EGB-S-LDXL	132,10	19,20	19,20	9.6.2015	-71,6	46.466	2.780.777	4,8
16	EGB-S-LDXM	106,20	19,00	19,00	6.5.2015	-75,5	45.620	2.549.412	4,8
17	EGB-S-LDXN	42,90	40,00	40,00	25.3.2015	0,0	84	3.488	10,0
18	EGB-S-LDXO	65,80	21,90	21,90	17.4.2015	-66,2	4.369	196.442	5,5
19	EGB-S-LGD8	137,60	90,00	90,00	29.6.2015	-20,2	691	79.017	9,0
20	EGB-S-LGD9	249,94	158,08	158,08	17.3.2015	10,5	34	8.310	15,8
21	EGB-S-LGDA	92,86	73,42	73,42	6.3.2015	-20,1	272	22.785	7,3
22	EGB-S-LHT4	37,70	25,56	35,65	18.5.2015	73,5	3.578	111.121	0,9
23	EGB-S-LHT6	28,04	20,21	25,75	19.5.2015	27,4	2.492	54.635	0,6
24	EGB-S-LNG7	2,68	1,23	1,50	29.1.2015	-22,7	28.300	56.852	3,8
25	EGB-S-LNG8	5,60	1,69	3,16	19.6.2015	-41,4	184.823	642.106	7,9
26	EGB-S-LNG9	3,06	1,10	1,28	9.4.2015	-54,6	15.717	31.259	3,2
27	EGB-S-LNGA	6,34	5,58	6,02	3.6.2015	-5,0	30	176	15,1
28	EGB-S-LSLC	27,26	21,20	22,84	18.6.2015	-6,9	595	14.437	11,4
29	EGB-S-LSLD	22,18	6,40	7,56	29.6.2015	-5,5	26.589	305.566	3,8
30	EGB-S-LSP7	27,82	17,76	27,28	15.5.2015	24,0	4.768	95.624	27,3
31	EGB-S-LSP9	35,50	24,46	35,50	25.5.2015	41,3	3.214	88.423	35,5
32	EGB-S-LSPA	21,30	11,16	17,66	30.6.2015	11,2	12.342	219.597	17,7
33	EGB-S-LSPC	15,00	5,30	11,90	29.6.2015	124,5	19.764	221.926	11,9
34	EGB-S-LWLC	2,68	1,63	2,06	2.1.2015	-7,6	10.096	19.750	5,2
35	EGB-S-LWLD	90,00	23,10	23,10	16.3.2015	-74,1	60.069	3.653.573	5,8
36	EGB-S-LWLE	144,70	60,10	138,60	16.4.2015	40,0	5.979	583.579	34,7
37	EGB-S-LWLF	181,70	171,60	181,70	10.6.2015	5,9	120	21.198	45,4
38	EGB-S-LWLG	108,80	99,70	102,10	8.6.2015	-0,5	90	9.407	25,5
39	EGB-S-LWLH	84,10	60,90	61,80	30.6.2015	-18,0	1.164	82.065	15,5
40	EGB-S-LWLI	49,00	21,90	30,10	30.6.2015	-10,9	4.209	153.163	7,5
41	EGB-S-SBUC	29,80	8,85	8,85	1.4.2015	-70,3	8.949	161.152	2,2
42	EGB-S-SBUD	87,30	54,50	87,30	12.6.2015	45,0	374	24.811	21,8
43	EGB-S-SBUE	101,50	82,30	101,50	17.6.2015	22,3	58	5.367	25,4
44	EGB-S-SBUF	63,70	34,00	53,20	17.6.2015	12,7	262	13.696	13,3
45	EGB-S-SBUG	30,10	29,50	30,10	17.6.2015	0,0	20	596	7,5
46	EGB-S-SDXA	64,60	20,55	21,00	16.1.2015	-47,2	58.807	2.400.263	5,3
47	EGB-S-SDXB	94,40	19,80	19,80	23.1.2015	-74,2	36.235	1.972.096	5,0
48	EGB-S-SDXE	55,30	24,00	26,20	19.2.2015	-51,2	44.956	1.792.102	6,6
49	EGB-S-SDXF	88,60	21,20	22,70	6.3.2015	-73,2	50.509	2.031.840	5,7
50	EGB-S-SDXG	64,50	19,30	19,30	16.3.2015	-66,1	29.930	1.316.427	4,8
51	EGB-S-SDXI	127,20	25,30	121,80	30.6.2015	84,5	47.606	2.884.826	30,5
52	EGB-S-SDXJ	161,60	69,30	161,60	30.6.2015	125,4	1.448	186.102	40,4

No.	Symbol	High	Low	Last	Date of last trade	Net change (%)	Volume	Turnover	Market Capitalization
53	EGB-S-SDXK	94,50	23,00	88,30	30.6.2015	69,8	46.474	2.607.007	22,1
54	EGB-S-SDXL	57,60	38,20	48,20	19.6.2015	-16,3	150	7.200	12,1
55	EGB-S-SGD7	151,56	96,36	122,94	19.6.2015	-1,6	116	15.678	12,3
56	EGB-S-SGD8	227,45	133,44	227,45	20.3.2015	23,0	522	85.852	22,7
57	EGB-S-SGD9	69,22	62,04	62,04	7.4.2015	-10,4	244	16.186	6,2
58	EGB-S-SHT3	28,14	11,19	12,99	18.5.2015	-52,2	26.295	459.416	0,2
59	EGB-S-SNG3	22,54	20,10	22,54	2.6.2015	123,2	56	1.185	56,4
60	EGB-S-SNG4	20,90	18,50	19,98	24.6.2015	75,3	73	1.425	50,0
61	EGB-S-SNG5	16,74	16,46	16,74	24.6.2015	96,9	4	67	41,9
62	EGB-S-SNG7	14,14	9,58	14,14	2.6.2015	30,6	3.241	33.098	35,4
63	EGB-S-SNG8	10,50	7,20	10,50	2.6.2015	27,7	1.588	12.843	26,3
64	EGB-S-SNG9	7,42	4,24	6,36	23.6.2015	13,6	14.064	77.819	15,9
65	EGB-S-SNGA	3,96	0,74	0,74	19.5.2015	-76,6	2.310	3.796	1,9
66	EGB-S-SSL6	35,52	30,86	35,52	29.5.2015	104,1	70	2.323	17,8
67	EGB-S-SSL8	26,82	12,99	26,82	11.6.2015	106,5	1.312	29.143	13,4
68	EGB-S-SSL9	16,46	5,68	5,68	13.5.2015	-35,9	7.760	93.054	2,8
69	EGB-S-SSP8	15,00	5,27	9,15	30.6.2015	10,0	61.152	531.733	9,2
70	EGB-S-SSPA	22,38	11,86	15,42	29.6.2015	5,2	15.908	239.301	15,4
71	EGB-S-SSPB	26,08	18,30	18,74	19.6.2015	-24,1	4.123	80.859	18,7
72	EGB-S-SWL7	401,50	365,80	382,00	5.6.2015	-4,9	284	108.509	95,5
73	EGB-S-SWL8	324,10	301,10	315,10	30.6.2015	161,7	240	76.734	78,8
74	EGB-S-SWL9	246,00	238,40	246,00	5.6.2015	188,7	8	1.938	61,5
75	EGB-S-SWLA	167,20	160,90	167,20	12.6.2015	7,3	120	19.686	41,8
76	EGB-S-SWLB	165,00	89,50	90,10	10.6.2015	-35,0	802	106.031	22,5
77	EGB-S-SWLC	128,50	18,35	18,70	6.5.2015	-78,5	41.666	2.678.228	4,7
78	EGB-S-SWLD	58,10	21,00	24,70	6.2.2015	-42,6	7.656	282.397	6,2
79	EGB-S-SWLF	76,00	24,70	24,70	15.4.2015	-66,4	2.473	106.547	6,2
80	EGB-S-WTI	355,50	296,80	354,00	8.6.2015	3,0	4.169	1.333.336	88,5

1.14 Bonds performance

(All prices in % of par value, turnover in HRK)

Symbol	High	Low	Last	Date of last trade	Volume	Turnover
Orderbook trades						
ATGR-O-169A	106,00	106,00	106,00	28.5.2015	5.795.000	6.142.700
FNOI-D-157A	99,97	98,13	99,97	23.6.2015	27.006	204.016
FNOI-D-161A	98,48	95,77	98,48	23.6.2015	27.850	205.786
FNOI-D-167A	96,57	93,03	96,57	23.6.2015	28.145	202.879
FNOI-D-171A	94,22	89,93	94,22	23.6.2015	45.272	318.659
FNOI-D-177A	94,00	86,55	91,51	23.6.2015	50.764	351.337
FNOI-D-181A	88,43	82,88	88,43	23.6.2015	18.855	123.043
FNOI-D-187A	85,15	79,03	85,09	23.6.2015	20.618	129.724
FNOI-D-191A	82,50	74,97	81,46	23.6.2015	19.695	117.675
FNOI-D-197A	79,00	70,85	77,66	23.6.2015	16.343	92.623
HP-O-19BA	100,80	100,80	100,80	7.4.2015	2.000.000	2.016.000
RHMF-O-157A	101,40	101,40	101,40	2.3.2015	500.000	3.897.720
RHMF-O-15CA	103,30	102,00	102,00	9.6.2015	1.876.205	1.936.007
RHMF-O-172A	104,80	104,80	104,80	19.2.2015	80.500	84.364
RHMF-O-187A	108,25	106,50	108,20	29.5.2015	23.520.600	25.219.232
RHMF-O-19BA	113,30	109,25	110,00	19.6.2015	1.735.385	14.744.940
RHMF-O-203A	117,20	116,00	116,00	13.4.2015	543.250	636.170
RHMF-O-203E	117,00	116,75	116,75	20.4.2015	30.330	270.600
RHMF-O-227E	122,45	118,75	122,45	1.4.2015	1.111.000	10.293.359
RHMF-O-247E	120,75	114,00	118,45	12.5.2015	4.194.350	37.669.826
RIBA-O-177A	108,60	104,75	104,75	29.6.2015	281.946	2.281.157
RIBA-O-17BA	105,60	105,50	105,60	13.5.2015	5.345.000	5.641.320
ATGR-O-169A	106,00	106,00	106,00	28.5.2015	5.795.000	6.142.700
FNOI-D-157A	99,97	98,13	99,97	23.6.2015	27.006	204.016
FNOI-D-161A	98,48	95,77	98,48	23.6.2015	27.850	205.786
FNOI-D-167A	96,57	93,03	96,57	23.6.2015	28.145	202.879
FNOI-D-171A	94,22	89,93	94,22	23.6.2015	45.272	318.659
FNOI-D-177A	94,00	86,55	91,51	23.6.2015	50.764	351.337
FNOI-D-181A	88,43	82,88	88,43	23.6.2015	18.855	123.043
FNOI-D-187A	85,15	79,03	85,09	23.6.2015	20.618	129.724
Total					47.268.116	112.579.136
Block trades						
ATGR-O-169A	106,30	106,30	106,30	30.3.2015	5.000.000	5.315.000
RHMF-O-15CA	102,80	102,80	102,80	26.2.2015	13.532.700	13.911.616
RHMF-O-167A	104,95	104,60	104,95	29.4.2015	41.092.700	43.056.789
RHMF-O-172A	104,05	104,05	104,05	30.6.2015	5.000.000	5.202.500
RHMF-O-187A	108,55	106,40	108,55	29.4.2015	70.000.000	74.910.000
Total					134.625.400	142.395.904
BONDS TOTAL					181.893.516	254.975.040

1.15 Rights Performance

(All prices in % of par value, turnover in Kunas)

Symbol	High	Low	Last	Date of last trade	Volume	Turnover
RHMF-A-A	120,00	96,99	97,00	6.5.2015	4.049.581	4.628.315
RHMJ-A-A	160,00	99,00	99,00	30.4.2015	784.743	876.361
Total					4.834.324	5.504.675

1.16 OTC Turnover

(All prices in % of par value, turnover in Kunas)

Symbol	High	Low	Last	Date of last trade	Volume	Turnover
AGMM-R-A	226,35	226,35	226,35	18.3.2015	4.167	943.200
ATGR-O-169A	106,00	105,00	105,50	27.5.2015	3.872.600	4.086.475
ATGR-R-A	940,00	870,00	925,00	3.6.2015	93.280	81.543.750
BDSS-R-A	262,50	262,50	262,50	17.6.2015	5.849	1.535.363
BLJE-R-A	31,38	30,28	30,28	31.3.2015	389.037	11.956.631
CROS-R-A	7.412,25	7.412,25	7.412,25	29.6.2015	300	2.223.675
CTKS-R-A	44,00	44,00	44,00	8.1.2015	2.270	99.880
FMPs-R-A	12,00	12,00	12,00	13.4.2015	6.389	76.668
FNOI-D-157A	99,48	99,48	99,48	10.6.2015	36	269
FNOI-D-161A	95,03	95,03	95,03	10.6.2015	36	257
FNOI-D-167A	90,83	90,83	90,83	10.6.2015	36	245
FNOI-D-171A	86,76	86,76	86,76	10.6.2015	36	234
FNOI-D-177A	82,95	82,95	82,95	10.6.2015	36	224
FNOI-D-181A	79,24	79,24	79,24	10.6.2015	36	214
FNOI-D-187A	75,75	75,75	75,75	10.6.2015	36	204
FNOI-D-191A	72,36	72,36	72,36	10.6.2015	36	195
FNOI-D-197A	69,18	69,18	69,18	10.6.2015	36	187
FRNK-R-A	500,00	500,00	500,00	24.4.2015	10.446	5.223.000
GDRI-O-167A	104,80	104,80	104,80	13.3.2015	10.000.000	23.966.652
GRNL-R-A	136,68	125,25	125,25	30.6.2015	171.679	21.588.520
HDEL-R-A	24,99	24,06	24,89	5.6.2015	46.196	1.114.648
HEFA-R-A	4,00	4,00	4,00	13.4.2015	26.000	104.000
HEP-O-17CA	105,80	104,60	104,60	22.5.2015	64.346.411	27.121.305
HP-O-155A	101,39	100,93	100,93	30.3.2015	6.163.792	6.225.332
HP-O-19BA	100,75	100,10	100,75	30.3.2015	9.186.712	9.228.669
HTPK-R-A	55,00	55,00	55,00	25.5.2015	7.184	395.120
HUPZ-R-A	1.950,00	1.670,00	1.800,00	18.6.2015	3.740	7.209.620
JDGL-O-166A	100,50	98,15	98,70	27.5.2015	6.880.000	6.834.335
JRLN-O-17AA	103,84	102,70	103,30	4.2.2015	1.900.000	15.080.511
KOEL-R-A	675,14	675,14	675,14	29.5.2015	1.000	675.140
LEDO-R-A	7.862,50	7.750,00	7.862,50	17.3.2015	3.193	24.959.838
MDKA-R-A	14.000,00	14.000,00	14.000,00	10.3.2015	120	1.680.000
MIV-R-A	5.000,00	5.000,00	5.000,00	2.3.2015	313	1.565.000
OPTE-R-A	2,00	2,00	2,00	7.4.2015	117.248	234.496
PIKR-R-A	117,00	117,00	117,00	3.3.2015	9.148	1.070.316
PIVK-R-A	270,00	270,00	270,00	31.3.2015	15.800	4.266.000

Symbol	High	Low	Last	Date of last trade	Volume	Turnover
RHMF-O-157A	101,95	100,00	100,04	2.6.2015	72.594.840	559.377.185
RHMF-O-15CA	103,45	101,60	101,80	30.6.2015	1.125.001.029	1.150.265.138
RHMF-O-167A	105,67	104,10	104,25	30.6.2015	1.519.477.427	1.591.784.415
RHMF-O-172A	105,25	103,55	103,60	30.6.2015	961.128.456	1.004.855.414
RHMF-O-17BA	110,25	104,75	108,40	30.6.2015	930.904.100	1.021.814.080
RHMF-O-187A	108,70	106,30	107,09	30.6.2015	854.107.801	919.531.265
RHMF-O-19BA	113,50	109,00	109,15	29.6.2015	157.462.889	1.340.522.071
RHMF-O-203A	117,05	115,25	115,25	19.6.2015	224.640.000	261.072.655
RHMF-O-203E	118,50	114,30	115,80	30.6.2015	43.031.500	380.405.039
RHMF-O-227E	122,35	116,45	116,45	29.6.2015	8.621.000	80.210.029
RHMF-O-247E	120,80	112,90	114,23	24.6.2015	72.069.050	643.169.559
RIBA-O-17BA	106,00	103,90	105,90	30.4.2015	8.131.000	8.526.379
SLPF-R-A	45,00	45,00	45,00	24.2.2015	656.435	29.539.575
SNBA-R-A	66,00	43,05	66,00	21.5.2015	71.000	4.433.550
TISK-R-A	173,86	173,86	173,86	11.3.2015	15.530	2.700.046
TOZ-R-A	370,00	370,00	370,00	24.2.2015	1.001	370.370
VERN-R-A	55,50	55,50	55,50	19.3.2015	7.846	435.453
Total					6.081.184.100	9.260.022.392

2 Members

2.1 Top 10 Members by Equity Turnover

Rank	Member	Equity turnover (HRK)	Market share (%)
1	Interkapital vrijednosni papiri d.o.o.	886.294.420	32,02
2	HITA vrijednosnice d.d.	311.536.951	11,25
3	Erste&Steiermarkische Bank d.d.	302.278.653	10,92
4	Zagrebačka banka d.d.	252.472.960	9,12
5	Privredna banka Zagreb d.d.	242.387.456	8,76
6	Fima vrijednosnice d.o.o.	219.244.435	7,92
7	Agram brokeri d.d.	186.746.430	6,75
8	Raiffeisenbank Austria d.d.	90.195.358	3,26
9	Antea brokeri d.o.o.	51.431.662	1,86
10	Hypo Alpe-Adria-Bank d.d.	45.789.607	1,65

2.2 Top 10 Members by Structured Products Turnover

Rank	Member	Structured Products turnover (HRK)	Market share (%)
1	Erste&Steiermarkische Bank d.d.	43.589.764	51,33
2	Privredna banka Zagreb d.d.	17.450.019	20,55
3	HITA vrijednosnice d.d.	14.540.076	17,12
4	Agram brokeri d.d.	6.039.794	7,11
5	Fima vrijednosnice d.o.o.	1.417.004	1,67
6	Interkapital vrijednosni papiri d.o.o.	658.008	0,77
7	Podravska banka d.d.	366.487	0,43
8	Antea brokeri d.o.o.	327.807	0,39
9	Zagrebačka banka d.d.	250.723	0,30
10	Hrvatska poštanska banka d.d.	132.781	0,16

2.3 Top 10 Members by Bond Turnover

Rank	Member	Bond turnover (HRK)	Market share (%)
1	Interkapital vrijednosni papiri d.o.o.	206.517.378	39,64
2	Raiffeisenbank Austria d.d.	139.565.033	26,79
3	Privredna banka Zagreb d.d.	95.060.361	18,25
4	Erste&Steiermarkische Bank d.d.	27.714.066	5,32
5	Podravska banka d.d.	14.009.509	2,69
6	HITA vrijednosnice d.d.	11.860.205	2,28
7	Zagrebačka banka d.d.	10.486.405	2,01
8	OTP banka d.d.	6.377.948	1,22
9	Fima vrijednosnice d.o.o.	3.068.073	0,59
10	Hrvatska poštanska banka d.d.	2.248.375	0,43

2.4 1.12. Top 10 Members by Total Turnover

Rank	Member	Total turnover (HRK)	Market share (%)
1	Interkapital vrijednosni papiri d.o.o.	1.093.469.806	32,41
2	Erste&Steiermarkische Bank d.d.	373.582.483	11,07
3	Privredna banka Zagreb d.d.	354.897.836	10,52
4	HITA vrijednosnice d.d.	337.937.232	10,02
5	Zagrebačka banka d.d.	263.210.087	7,80
6	Raiffeisenbank Austria d.d.	229.760.391	6,81
7	Fima vrijednosnice d.o.o.	223.729.511	6,63
8	Agram brokeri d.d.	192.885.797	5,72
9	Antea brokeri d.o.o.	51.796.000	1,54
10	Hypo Alpe-Adria-Bank d.d.	47.704.590	1,41

2.5 Top 10 Members by Number of Trades

Rank	Member	Number of trades	Market share (%)
1	Agram brokeri d.d	43.312	20,9%
2	Hita vrijednosnice d.d.	31.281	15,1%
3	Privredna banka Zagreb d.d.	28.680	13,8%
4	Interkapital vrijednosni papiri d.o.o.	24.476	11,8%
5	Fima-vrijednosnice d.o.o.	15.063	7,3%
6	Erste&Steiermarkische Bank d.d	14.669	7,1%
7	Zagrebačka banka d.d.	13.648	6,6%
8	Raiffeisenbank Austria d.d.	6.495	3,1%
9	Hypo-Alpe-Adria Bank d.d.	5.777	2,8%
10	Societe Generale-Splitska banka d.d.	5.098	2,5%

2.6 Stocks with Market Makers

	Symbol	Issuer	Market Maker
1	ADPL-R-A	AD Plastik d.d.	Erste&Steiermärkische Bank d.d.
2	ADPL-R-A	AD Plastik d.d.	Interkapital vrijednosni papiri d.o.o.
3	ATGR-R-A	Atlantic Grupa d.d.	Raiffeisenbank Austria d.d.
4	ATGR-R-A	Atlantic Grupa d.d.	Zagrebačka banka d.d.
5	DDJH-R-A	Đuro Đaković Holding d.d.	Erste&Steiermärkische Bank d.d.
6	HT-R-A	Hrvatski Telekom d.d.	Erste&Steiermärkische Bank d.d.
7	HT-R-A	Hrvatski Telekom d.d.	Interkapital vrijednosni papiri d.o.o.
8	KOEI-R-A	Končar - Elektroindustrija d.d.	Interkapital vrijednosni papiri d.o.o.
9	LEDO-R-A	Ledo d.d.	Erste&Steiermärkische Bank d.d.
10	LEDO-R-A	Ledo d.d.	Raiffeisenbank Austria d.d.
11	PODR-R-A	Podravka d.d.	Interkapital vrijednosni papiri d.o.o.
12	PODR-R-A	Podravka d.d.	Zagrebačka banka d.d.
13	TPNG-R-A	Tankerska Next Generation d.d.	Interkapital vrijednosni papiri d.o.o.
14	ULPL-R-A	Uljanik Plovidba d.d.	Raiffeisenbank Austria d.d.

3 Corporate Actions

3.1 New Listings

3.1.1 Equities

	Issuer	Listing date	Number of listed shares	Nominal value
Official Market				
TPNG-R-A	TANKERSKA NEXT GENERATION d.d.	12.02.2015.	7.200.000	-
GRNL-R-A	Granolio d.d.	23.03.2015.	1.901.643	10,00
MTF				
IMBA-R-A	IMEX BANKA d.d.	03.02.2015.	1.303.352	100,00
PCTS-R-A	PECTINATUS d.d.	06.02.2015.	2.670.000	10,00
LULG-R-A	LUX ULAGANJA d.d.	10.02.2015.	2.670.000	10,00
EHOS-R-A	EUROHERC osiguranje d.d.	06.03.2015.	305.010	200,00
KOTR-R-A	KONČAR-MJERNI TRANSFORMATORI d.d.	08.05.2015.	36.165	300,00
HDUZ-R-A	HOTEL DUBROVNIK d.d.	14.05.2015.	267.200	380,00
KOSN-P-A	KONČAR-ELEKTRIČNI APARATI SREDNJEG NAPONA d.d.	03.06.2015.	26.383	300,00

3.1.2 Bonds

	Issuer	Listing date	Number of listed bonds	Nominal value
Official Market				
DLKV-O-302A	DALEKOVOD d.d.	03.02.2015.	16.177.185	1,00 HRK
DLKV-O-302E	DALEKOVOD d.d.	03.02.2015.	1.235.713	1,00 EUR
HP-O-19BA	HP - Hrvatska pošta d.d.	18.02.2015.	400.000.000	1,00 HRK

3.1.3 Structured Products

Symbol	Instrument name	Issuer	Listing date	Number of listed
Regular Market				
EGB-S-SNG8	Turbos HENRY HUB N.GAS short	Erste Group Bank AG	07.01.2015.	2.500.000
EGB-S-LNG7	Turbos HENRY HUB N.GAS long	Erste Group Bank AG	07.01.2015.	2.500.000
EGB-S-LNG8	Turbos HENRY HUB N.GAS long	Erste Group Bank AG	07.01.2015.	2.500.000
EGB-S-LWLE	Turbos WTI light sweet (nafta) long	Erste Group Bank AG	14.01.2015.	250.000
EGB-S-SWLC	Turbos WTI light sweet (nafta) short	Erste Group Bank AG	14.01.2015.	250.000
EGB-S-SBUC	Turbos EURO BUND FUTURE short	Erste Group Bank AG	14.01.2015.	250.000
EGB-S-LGDA	Turbos zlato long	Erste Group Bank AG	27.01.2015.	100.000
EGB-S-SDXE	Turbos DAX short	Erste Group Bank AG	27.01.2015.	250.000

Symbol	Instrument name	Issuer	Listing date	Number of listed
EGB-S-LDXI	Turbos DAX long	Erste Group Bank AG	27.01.2015.	250.000
EGB-S-SWLD	Turbos WTI light sweet (nafta) short	Erste Group Bank AG	30.01.2015.	250.000
EGB-S-LSLE	Turbos srebro long	Erste Group Bank AG	30.01.2015.	500.000
EGB-S-SBUD	Turbos EURO BUND FUTURE short	Erste Group Bank AG	30.01.2015.	250.000
EGB-S-LBU9	Turbos EURO BUND FUTURE long	Erste Group Bank AG	30.01.2015.	250.000
EGB-S-LDXJ	Turbos DAX long	Erste Group Bank AG	30.01.2015.	250.000
EGB-S-LSPC	Turbos E-mini S&P 500 long	Erste Group Bank AG	30.01.2015.	1.000.000
EGB-S-SSPB	Turbos E-mini S&P 500 short	Erste Group Bank AG	30.01.2015.	1.000.000
EGB-S-SDXF	Turbos DAX short	Erste Group Bank AG	30.01.2015.	250.000
EGB-S-LDXK	Turbos DAX long	Erste Group Bank AG	11.02.2015.	250.000
EGB-S-SNG9	Turbos HENRY HUB N.GAS short	Erste Group Bank AG	09.03.2015.	2.500.000
EGB-S-LHT6	Turbos HRVATSKI TELEKOM (dionica) long	Erste Group Bank AG	09.03.2015.	25.000
EGB-S-LNG9	Turbos HENRY HUB N.GAS long	Erste Group Bank AG	09.03.2015.	2.500.000
EGB-S-LSPD	Turbos E-mini S&P 500 long	Erste Group Bank AG	09.03.2015.	1.000.000
EGB-S-SDXG	Turbos DAX short	Erste Group Bank AG	09.03.2015.	250.000
EGB-S-LDXL	Turbos DAX long	Erste Group Bank AG	09.03.2015.	250.000
EGB-S-LBUA	Turbos EURO BUND FUTURE long	Erste Group Bank AG	18.03.2015.	250.000
EGB-S-SDXH	Turbos DAX short	Erste Group Bank AG	18.03.2015.	250.000
EGB-S-LDXM	Turbos DAX long	Erste Group Bank AG	18.03.2015.	250.000
EGB-S-SDXI	Turbos DAX short	Erste Group Bank AG	19.03.2015.	250.000
EGB-S-SWLE	Turbos WTI light sweet (nafta) short	Erste Group Bank AG	25.03.2015.	250.000
EGB-S-SWLF	Turbos WTI light sweet (nafta) short	Erste Group Bank AG	25.03.2015.	250.000
EGB-S-LWLF	Turbos WTI light sweet (nafta) long	Erste Group Bank AG	25.03.2015.	250.000
EGB-S-SNGA	Turbos HENRY HUB N.GAS short	Erste Group Bank AG	25.03.2015.	2.500.000
EGB-S-SDXJ	Turbos DAX short	Erste Group Bank AG	25.03.2015.	250.000
EGB-S-LDXN	Turbos DAX long	Erste Group Bank AG	25.03.2015.	250.000
EGB-S-SSL9	Turbos srebro short	Erste Group Bank AG	25.03.2015.	500.000
EGB-S-SGD9	Turbos zlato short	Erste Group Bank AG	25.03.2015.	100.000
EGB-S-SWLG	Turbos WTI light sweet (nafta) short	Erste Group Bank AG	14.04.2015.	250.000
EGB-S-LWLG	Turbos WTI light sweet (nafta) long	Erste Group Bank AG	14.04.2015.	250.000
EGB-S-LDXO	Turbos DAX long	Erste Group Bank AG	14.04.2015.	250.000
EGB-S-SBUE	Turbos EURO BUND FUTURE short	Erste Group Bank AG	24.04.2015.	250.000
EGB-S-LNGA	Turbos HENRY HUB N. GAS long	Erste Group Bank AG	24.04.2015.	2.500.000
EGB-S-LWLH	Turbos WTI light sweet (nafta) long	Erste Group Bank AG	24.04.2015.	250.000
EGB-S-SBUE	Turbos EURO BUND FUTURE short	Erste Group Bank AG	24.04.2015.	250.000
EGB-S-SBUF	Turbos EURO BUND FUTURE short	Erste Group Bank AG	13.05.2015.	250.000
EGB-S-LWLI	Turbos WTI light sweet (nafta) long	Erste Group Bank AG	13.05.2015.	250.000
EGB-S-SDXK	Turbos DAX short	Erste Group Bank AG	13.05.2015.	250.000
EGB-S-SDXL	Turbos DAX short	Erste Group Bank AG	17.06.2015.	250.000
EGB-S-SWLH	Turbos WTI light sweet (nafta) short	Erste Group Bank AG	17.06.2015.	250.000
EGB-S-SSLA	Turbos srebro short	Erste Group Bank AG	17.06.2015.	500.000

Symbol	Instrument name	Issuer	Listing date	Number of listed
EGB-S-SNGB	Turbos HENRY HUB N. GAS short	Erste Group Bank AG	17.06.2015.	2,500.000
EGB-S-SWLI	Turbos WTI light sweet (nafta) short	Erste Group Bank AG	17.06.2015.	250.000
EGB-S-SBUH	Turbos EURO BUND FUTURE short	Erste Group Bank AG	17.06.2015.	250.000
EGB-S-SBUG	Turbos EURO BUND FUTURE short	Erste Group Bank AG	17.06.2015.	250.000
EGB-S-SWLG	Turbos WTI light sweet (nafta) short	Erste Group Bank AG	14.04.2015.	250.000
EGB-S-LWLG	Turbos WTI light sweet (nafta) long	Erste Group Bank AG	14.04.2015.	250.000
EGB-S-LDXO	Turbos DAX long	Erste Group Bank AG	14.04.2015.	250.000
EGB-S-SBUE	Turbos EURO BUND FUTURE short	Erste Group Bank AG	24.04.2015.	250.000
EGB-S-LNGA	Turbos HENRY HUB N. GAS long	Erste Group Bank AG	24.04.2015.	2,500.000
EGB-S-LWLH	Turbos WTI light sweet (nafta) long	Erste Group Bank AG	24.04.2015.	250.000
EGB-S-SBUE	Turbos EURO BUND FUTURE short	Erste Group Bank AG	24.04.2015.	250.000
EGB-S-SBUF	Turbos EURO BUND FUTURE short	Erste Group Bank AG	13.05.2015.	250.000
EGB-S-LWLI	Turbos WTI light sweet (nafta) long	Erste Group Bank AG	13.05.2015.	250.000
EGB-S-SDXK	Turbos DAX short	Erste Group Bank AG	13.05.2015.	250.000
EGB-S-SDXL	Turbos DAX short	Erste Group Bank AG	17.06.2015.	250.000
EGB-S-SWLH	Turbos WTI light sweet (nafta) short	Erste Group Bank AG	17.06.2015.	250.000
EGB-S-SSLA	Turbos srebro short	Erste Group Bank AG	17.06.2015.	500.000
EGB-S-SNGB	Turbos HENRY HUB N. GAS short	Erste Group Bank AG	17.06.2015.	2,500.000
EGB-S-SWLI	Turbos WTI light sweet (nafta) short	Erste Group Bank AG	17.06.2015.	250.000
EGB-S-SBUH	Turbos EURO BUND FUTURE short	Erste Group Bank AG	17.06.2015.	250.000
EGB-S-SBUG	Turbos EURO BUND FUTURE short	Erste Group Bank AG	17.06.2015.	250.000

3.1.4 Commercial Papers

Symbol	Issuer	Listing date	Number of listed	Nominal value
Official Market				
PTKM-M-542A	PETROKEMIJA d.d.	28.04.2015.	5.000.000	1,00 HRK

3.2 Delistings

3.2.1 Equities

Symbol	Issuer	Last trading date	Delisting date
Regular Market			
HGSP-R-A	HG Spot d.d.u stečajju	27.11.2014.	27.03.2015.
VZIO-R-A	VELEBIT ŽIVOTNO OSIGURANJE d.d.	29.01.2015.	30.01.2015.
VELO-R-A	VELEBIT OSIGURANJE d.d.	26.02.2015.	27.02.2015.
PPOR-R-A	PP ORAHOVICA d.d.	09.04.2015.	10.04.2015.
ATLS-R-A	ATLAS d.d.	29.05.2015.	01.06.2015.

Symbol	Issuer	Last trading date	Delisting date
MTF			
JDGL-R-A	JADRAN-GALESNKI LABORATORIJ d.d.	06.02.2015.	09.02.2015.
MTSM-R-A	MONTER-STROJARSKE MONTAŽE d.d.	06.02.2015.	09.02.2015.
STPL-R-A	STRAŽAPLASTIKA d.d.	06.02.2015.	09.02.2015.
MESR-R-A	MESO-RAD d.d.	06.02.2015.	09.02.2015.
KMKA-R-A	KEMIKA d.d.	06.02.2015.	09.02.2015.
HRUC-R-A	HERUC d.d.	06.02.2015.	09.02.2015.
GRAF-R-A	GRAFIČAR d.d.	06.02.2015.	09.02.2015.
EXPD-R-A	EXPORTDRVO d.d.	06.02.2015.	09.02.2015.
EHOS-R-A	EUROHERC osiguranje d.d.	06.02.2015.	09.02.2015.
TDZ-R-A	TVORNICA DUHANA ZAGREB d.d.	23.02.2015.	23.02.2015.

3.2.2 Bonds

Symbol	Issuer	Last trading date	Delisting date
Official Market			
HP-O-155A	HP – Hrvatska pošta d.d.	27.05.2015.	31.05.2015.
FNOI-D-157A	Fond za naknadu oduzete imovine	26.06.2015.	01.07.2015.

3.2.3 Structured Products

Symbol	Product name	Issuer	Last trading date	Delisting date
Regular Market				
EGB-S-SBU9	Turbos EURO BUND FUTURE short	Erste Group Bank AG	02.01.2015.	02.01.2015.
EGB-S-LWLC	Turbos WTI light sweet (nafta) long	Erste Group Bank AG	05.01.2015.	05.01.2015.
EGB-S-SDXA	Turbos DAX short	Erste Group Bank AG	16.01.2015.	16.01.2015.
EGB-S-SDXB	Turbos DAX short	Erste Group Bank AG	23.01.2015.	23.01.2015.
EGB-S-SBUB	Turbos EURO BUND FUTURE short	Erste Group Bank AG	29.01.2015.	29.01.2015.
EGB-S-LSLE	Turbos srebro long	Erste Group Bank AG	30.01.2015.	30.01.2015.
EGB-S-LNG7	Turbos HENRY HUB N. GAS long	Erste Group Bank AG	30.01.2015.	30.01.2015.
EGB-S-SWLD	Turbos WTI light sweet (nafta) short	Erste Group Bank AG	09.02.2015.	09.02.2015.
EGB-S-SDXE	Turbos DAX short	Erste Group Bank AG	20.02.2015.	20.02.2015.
EGB-S-LGDA	Turbos zlato long	Erste Group Bank AG	06.03.2015.	06.03.2015.
EGB-S-SDXF	Turbos DAX short	Erste Group Bank AG	06.03.2015.	06.03.2015.
EGB-S-LSPD	Turbos E-mini S&P 500 long	Erste Group Bank AG	10.03.2015.	10.03.2015.
EGB-S-LWLD	Turbos WTI light sweet (nafta) long	Erste Group Bank AG	16.03.2015.	16.03.2015.
EGB-S-SDXG	Turbos DAX short	Erste Group Bank AG	16.03.2015.	16.03.2015.
EGB-S-SDXH	Turbos DAX short	Erste Group Bank AG	17.03.2015.	17.03.2015.
EGB-S-LDXN	Turbos DAX long	Erste Group Bank AG	26.03.2015.	26.03.2015.
EGB-S-SWLE	Turbos WTI light sweet (nafta) short	Erste Group Bank AG	26.03.2015.	26.03.2015.
EGB-S-SBUC	Turbos EURO BUND FUTURE short	Erste Group Bank AG	01.04.2015.	01.04.2015.

Symbol	Product name	Issuer	Last trading date	Delisting date
EGB-S-SWLG	Turbos WTI light sweet (nafta) short	Erste Group Bank AG	13.04.2015.	13.04.2015.
EGB-S-LNG9	Turbos HENRY HUB N. GAS long	Erste Group Bank AG	10.04.2015.	10.04.2015.
EGB-S-SWLF	Turbos WTI light sweet (nafta) short	Erste Group Bank AG	16.04.2015.	16.04.2015.
EGB-S-LDXO	Turbos DAX long	Erste Group Bank AG	20.04.2015.	20.04.2015.
EGB-S-LBUA	Turbos EURO BUND FUTURE long	Erste Group Bank AG	30.04.2015.	30.04.2015.
EGB-S-LBU9	Turbos EURO BUND FUTURE long	Erste Group Bank AG	06.05.2015.	06.05.2015.
EGB-S-SWLC	Turbos WTI light sweet (nafta) short	Erste Group Bank AG	06.05.2015.	06.05.2015.
EGB-S-LDXM	Turbos DAX long	Erste Group Bank AG	06.05.2015.	06.05.2015.
EGB-S-LBU8	Turbos EURO BUND FUTURE long	Erste Group Bank AG	07.05.2015.	07.05.2015.
EGB-S-SSL9	Turbos srebro short	Erste Group Bank AG	14.05.2015.	14.05.2015.
EGB-S-SNGA	Turbos HENRY HUB N. GAS short	Erste Group Bank AG	19.05.2015.	19.05.2015.
EGB-S-LDXL	Turbos DAX long	Erste Group Bank AG	09.06.2015.	09.06.2015.
EGB-S-LBU7	Turbos EURO BUND FUTURE long	Erste Group Bank AG	10.06.2015.	10.06.2015.
EGB-S-SBUH	Turbos EURO BUND FUTURE short	Erste Group Bank AG	16.06.2015.	16.06.2015.
EGB-S-SDXL	Turbos DAX short	Erste Group Bank AG	23.06.2015.	23.06.2015.

3.2.4 Commercial Papers

Symbol	Issuer	Last trading date	Delisting date
Official Market			
PTKM-M-516A	PETROKEMIJA d.d.	10.04.2015.	15.04.2015.
PTKM-M-516E	PETROKEMIJA d.d.	10.04.2015.	15.04.2015.

3.3 Listing of additional issues

3.3.1 Equities

Symbol	Issuer	Listing date	Number of additional shares	Total number of listed shares
Official Market				
DLKV-R-A	DALEKOVOOD d.d.	09.01.2015.	21.852.040	24.719.305
IGH-R-A	INSTITUT IGH d.d.	21.01.2015.	349.539	613.709
PTKM-R-A	Petrokemija d.d.	17.03.2015.	8.434.733	12.871.180
OPTE-R-A	OT-OPTIMA TELEKOM d.d.	07.04.2015.	60.736.738	63.556.808
Regular Market				
DDJH-R-A	Duro Đaković Holding d.d.	13.01.2015.	4.359.616	7.596.684
3MAJ-R-A	3. MAJ Brodogradilište d.d.	26.01.2015.	100.739	1.362.140
HTPK-R-A	HTP KORČULA d.d.	20.02.2015.	1.319.029	1.746.460

3.4 Capital Decreases

Symbol	Issuer	Date	Before		After	
			No. of shares	Nom. (HRK)	No. of shares	Nom. (HRK)
Official Market						
INGR-R-A	INGRA d.d.	16.01.2015.	13.545.200	20,00*	13.545.200	10,00*
Regular Market						
TUHO-R-A	TURISTHOTEL d.d.	02.03.2015.	394.756	430,00	366.756	430,00
LKRI-R-A	LUKA RIJEKA d.d.	01.06.2015.	5.980.475	100,00	5.980.475	40,00
SUNH-R-A	SUNČANI HVAR d.d.	11.06.2015.	8.341.288	40,00	8.341.288	20,00
MTF						
INFS-R-A	INFOSISTEM d.d.	28.01.2015.	53.557	400,00	53.091	400,00

3.5 Nominal Value Changes and Capital Increases

Symbol	Issuer	Date	Before		After	
			No. of shares	Nom. (HRK)	No. of shares	Nom. (HRK)
Official Market						
OPTE-R-A	OT-OPTIMA TELEKOM d.d.	12.03.2015.	2.820.070	10,00	63.556.808	10,00
HT-R-A	HT d.d.	03.06.2015.	81.888.535	108,47*	81.888.535	119,95*
PODR-R-A	PODRAVKA d.d.	16.06.2015.	5.420.003	200,00	5.420.003	220,00
Regular Market						
DDJH-R-A	ĐURO ĐAKOVIĆ HOLDING d.d.	12.01.2015.	3.237.068	20,00	7.596.684	20,00
3MAJ-R-A	3. MAJ Brodogradilište d.d.	26.01.2015.	1.261.401	100,00	1.362.140	100,00
JDGT-R-A	JADROAGENT d.d.	22.05.2015.	110.845	400,00	110.845	450,00
ILRA-R-A	ILIRIJA d.d.	26.06.2015.	249.386	500,00	249.386	550,00

3.6 Squeeze out

Symbol	Issuer	Date	Payed amount	Payment date
MTF				
TDZ-R-A	TVORNICA DUHANA ZAGREB d.d.	24.02.2015.	2.300,00	24.02.2015.

3.7 Securities conversion

Security transitional	Security	Issuer	No. of shares	Date	Ratio
Official Market					
DLKV-R-B	DLKV-R-A	DALEKOVOD d.d.	21.852.040	09.01.2015.	1:1
IGH-R-C	IGH-R-A	INSTITUT IGH d.d.	349.539	21.01.2015.	1:1
PTKM-R-C	PTKM-R-A	PETROKEMIJA d.d.	8.434.733	16.03.2015.	1:1
Regular Market					
HTPK-R-B	HTPK-R-A	HTP KORČULA d.d.	1.319.029	20.02.2015.	1:1

4 Listed Financial Instruments

4.1 Stocks

No..	Symbol	Issuer	Listed quantity	Nominal value	Free float (%)
Official Market					
1	ADPL-R-A	AD Plastik d.d.	4.199.584	100 HRK	64,18
2	ATGR-R-A	Atlantic Grupa d.d.	3.334.300	40 HRK	38,02
3	CROS-P-A	Croatia osiguranje d.d.	8.750	1400 HRK	62,88
4	CROS-R-A	Croatia osiguranje d.d.	420.947	1400 HRK	9,08
5	DLKV-R-A	Dalekovod d.d.	24.719.305	10 HRK	39,14
6	GRNL-R-A	Granolio d.d.	1.901.643	10 HRK	39,26
7	HT-R-A	HT d.d.	81.888.535		42,11
8	IGH-R-A	Institut IGH d.d.	613.709	190 HRK	40,44
9	INA-R-A	Ina d.d.	10.000.000	900 HRK	6,08
10	INGR-R-A	Ingra d.d.	13.545.200		94,29
11	KOEI-R-A	Končar - elektroindustrija d.d.	2.572.119	470 HRK	79,29
12	LEDO-R-A	Ledo d.d.	313.920	380 HRK	43,98
13	LKPC-R-A	Luka Ploče d.d.	422.967	400 HRK	69,42
14	MDKA-R-A	Medika d.d.	30.194	4470 HRK	11,90
15	MGMA-R-A	Magma d.d.	4.874.160	10 HRK	34,00
16	OPTE-R-A	OT-Optima telekom d.d.	63.556.808	10 HRK	40,66
17	PODR-R-A	Podravka d.d.	5.420.003	220 HRK	68,24
18	PTKM-R-A	Petrokemija d.d.	12.871.180	30 HRK	20,15
19	RIVP-R-A	VALAMAR RIVIERA d.d.	126.027.542		51,24
20	TPNG-R-A	TANKERSKA NEXT GENERATION d.d.	7.200.000		43,68
21	ULPL-R-A	Uljanik Plovidba d.d.	580.000	400 HRK	78,99
22	ULJN-R-A	ULJANIK d. d.	3.356.250	90 HRK	79,22
23	VART-R-1	Varteks d. d.	2.220.807	50 HRK	47,33
24	VERN-R-A	Genera d.d.	1.844.860	100 HRK	27,77
25	VIRO-R-A	VIRO TVORNICA ŠEĆERA d.d.	1.386.667		27,12
Regular Market					
26	3MAJ-R-A	3. maj brodogradilište d.d.	1.362.140	100 HRK	15,61
27	ACI-R-A	ACI d. d.	111.060	3600 HRK	14,67
28	ADRS-P-A	Adris grupa d.d.	6.784.100	10 HRK	93,37
29	ADRS-R-A	Adris grupa d.d.	9.615.900	10 HRK	49,67
30	AGMM-R-A	Agromedimurje d.d.	41.390	1900 HRK	26,33
31	AMDN-R-A	Apartmani Medena d.d.	765.376	300 HRK	84,68
32	ARNT-R-A	Arenaturist d. d.	2.182.500	20 HRK	25,85

No..	Symbol	Issuer	Listed quantity	Nominal value	Free float (%)
33	ATLN-R-A	Excelsa nekretnine d.d.	3.335.801		14,17
34	ATPL-R-A	Atlantska plovidba d.d.	1.395.520	300 HRK	78,18
35	AUHR-R-A	Auto Hrvatska d.d. Zagreb	500.000	100 HRK	70,46
36	BD62-R-A	Badel 1862 d.d.	752.106	100 HRK	32,13
37	BDMR-R-A	Brodomerkur d.d.	99.331	1900 HRK	7,09
38	BLKL-R-A	Bilokalnik-IPA d.d.	499.582	300 HRK	8,15
39	BLJE-R-A	Belje d.d. Darda	8.215.487	40 HRK	46,88
40	BPBA-R-A	VABA d.d.	1.787.111		46,47
41	BRIN-R-A	ZAIF Breza d.d.	506.000	30 HRK	55,17
42	BRNK-R-A	Brionka d. d.	132.410	380 HRK	41,27
43	CHAG-R-A	Chromos agro d.d.	120.497	300 HRK	39,85
44	CKML-R-A	Čakovečki mlinovi d.d.	105.000	670 HRK	54,32
45	CRAL-R-A	Croatia airlines d.d.	9.899.755	10 HRK	3,20
46	CTKS-R-A	Čateks d.d.	246.201	200 HRK	56,13
47	DALS-R-A	Dalma d.d.	1.241.157	370 HRK	5,22
48	DDJH-R-A	Đuro Đaković holding d.d.	7.596.684	20 HRK	30,17
49	DTR-R-A	DTR d.d.	107.850	370 HRK	8,70
50	DUPM-R-A	Dubrovačko primorje d.d.	354.410	300 HRK	8,08
51	ELKL-R-A	Elektrometal d.d.	83.867	380 HRK	58,20
52	ELKP-R-A	Elektroprojekt d.d.	89.800	380 HRK	58,69
53	ELPR-R-A	Elektropromet d.d.	334.860	300 HRK	41,64
54	ERNT-R-A	Ericsson Nikola Tesla d.d.	1.331.650	100 HRK	50,71
55	FMPS-R-A	ZAIF Proprius d.d.	2.003.172	60 HRK	50,33
56	FNVC-R-A	Finvest Corp d. d.	617.751	250 HRK	9,26
57	HBRL-R-A	Hoteli Brela d.d.	14.354.170	10 HRK	10,42
58	HBVD-R-A	Hoteli Baška voda d.d.	286.383	80 HRK	7,72
59	HDEL-R-A	Hidroelektra niskogradnja d.d.	623.881	50 HRK	63,12
60	HEFA-R-A	Helios Faros d.d.	338.420	200 HRK	7,84
61	HHLD-R-A	Hoteli Haludovo Malinska d.d.	10.732.908	20 HRK	6,86
62	HIMR-R-A	Imperial d.d.	635.855	400 HRK	39,07
63	HJDR-R-A	Hoteli Jadran d.d.	107.115	700 HRK	13,73
64	HMAM-R-A	Hoteli Makarska d.d.	1.119.470	200 HRK	10,40
65	HMDN-R-A	Hotel Medena d.d.	393.800	300 HRK	17,07
66	HMST-R-A	Hoteli Maestral d.d.	515.720	200 HRK	17,38
67	HPB-R-A	HPB d.d.	594.836	1100 HRK	0,78
68	HPDG-R-A	Hoteli Podgora d.d.	366.250	10 HRK	37,85
69	HTCP-R-A	Hoteli Tučepi, d.d.	548.200	300 HRK	8,59
70	HTPK-R-A	HTP Korčula d.d.	1.746.460	50 HRK	22,01
71	HTPO-R-A	HTP Orebić d.d.	175.820	100 HRK	24,91
72	HUPZ-R-A	HUP - Zagreb d.d.	449.185	400 HRK	34,20

No..	Symbol	Issuer	Listed quantity	Nominal value	Free float (%)
73	HVDC-R-A	Hoteli Vodice d.d.	468.634		14,27
74	HZLA-R-A	Hoteli Zlatni rat d.d.	725.519	360 HRK	25,10
75	HZVG-R-A	Hoteli Živogošće d.d.	302.760	10 HRK	26,48
76	IKBA-P-A	Istarska kreditna banka Umag d.d.	3.026	1100 HRK	56,08
77	IKBA-R-A	Istarska kreditna banka Umag d.d.	144.974	1100 HRK	50,79
78	ILRA-R-A	Ilirija d.d.	249.386	550 HRK	16,92
79	IMZV-R-A	Imunološki zavod d.d.	225.284	380 HRK	26,59
80	IPKK-R-A	Termes grupa d.d.	715.090	100 HRK	10,40
81	ISTR-R-A	ISTRA d.d.	64.980	1700 HRK	15,72
82	JDBA-R-A	Jadranska banka d.d.	183.399	1000 HRK	51,76
83	JDGT-R-A	Jadroagent d.d.	110.845	450 HRK	100,00
84	JDOS-R-A	Jadransko osiguranje d.d.	125.000	400 HRK	70,23
85	JDPL-R-A	Jadroplov d.d.	1.636.674	360 HRK	29,97
86	JDRF-R-A	Jadran film d.d.	163.470	100 DEM	11,73
87	JDTC-R-A	Jadran d.d.	141.633	300 HRK	27,46
88	JLSA-R-A	Jelsa d.d.	1.343.473	70 HRK	3,19
89	JMNC-R-A	Jamnica d.d.	22.126	3800 HRK	14,00
90	JNAF-R-A	Janaf d.d.	1.007.658	2800 HRK	8,64
91	KABA-P-A	Karlovačka banka d.d.	10.824	100 HRK	33,64
92	KABA-R-A	Karlovačka banka d.d.	1.328.233	10 HRK	66,54
93	KAPF-R-A	Kapitalni fond d.d.	3.845.501	100 HRK	0,01
94	KBZ-R-A	Kreditna banka Zagreb d.d.	1.865.532	100 HRK	31,99
95	KMSK-R-A	KAMENSKO d.d. u stečaju	212.671	400 HRK	60,26
96	KODT-P-A	Končar - distributivni i specijalni transformatori d.d.	61.428	300 HRK	90,74
97	KODT-R-A	Končar - distributivni i specijalni transformatori d.d.	194.188	300 HRK	27,10
98	KOES-R-A	Koestlin d.d.	130.276	700 HRK	12,01
99	KOKA-R-A	Koka d.d.	903.220	200 HRK	7,62
100	KOSK-P-A	Končar - sklopna postrojenja d.d.	40.718	130 HRK	79,50
101	KOSK-R-A	Končar - sklopna postrojenja d.d.	82.502	130 HRK	8,15
102	KRAS-R-A	Kraš d.d.	1.373.621	400 HRK	58,87
103	KSST-R-A	Kaštelanski staklenici d.d. u stečaju	113.593	2500 HRK	25,45
104	KTJV-R-A	Kutjevo d.d.	5.726.429	50 HRK	6,71
105	KTKS-R-A	Koteks d.d.	669.467	50 HRK	9,77
106	LKRI-R-A	Luka Rijeka d.d.	5.980.475	40 HRK	20,71
107	LPLH-R-A	Lošinjska plovidba - holding d.d.	662.416	350 HRK	43,34
108	LRH-R-A	Liburnia Riviera Hoteli d.d.	302.641	2860 HRK	13,15
109	LURA-R-A	Dukat d.d.	3.000.000	100 HRK	6,30
110	LVCV-R-A	Lavčević d.d.	478.200	300 HRK	23,68
111	MAIS-R-A	Maistra d. d.	10.944.339		10,89

No..	Symbol	Issuer	Listed quantity	Nominal value	Free float (%)
112	MIV-R-A	MIV d.d.	15.018	3700 HRK	42,07
113	MRNA-R-A	Mirna d.d.	368.040	100 HRK	5,04
114	MRSK-R-A	MARASKA d.d.	998.833	70 HRK	2,50
115	NVBA-R-A	Nava banka d.d. u stečajju	426.981	30 HRK	32,01
116	OLVD-R-A	Olympia Vodice d.d.	468.786		6,47
117	PAN-R-A	PAN - Trgopromet d.d. u stečajju	532.207	100 HRK	7,19
118	PBZ-R-A	PBZ d.d.	19.074.769	100 HRK	2,19
119	PDBA-R-A	Podravska banka d.d.	668.749	400 HRK	45,68
120	PIKR-R-A	PIK d. d.	233.460	350 HRK	51,14
121	PIVK-R-A	PIK-Vinkovci d.d.	317.225	400 HRK	22,67
122	PLAG-P-A	Plava laguna d.d.	105.000	1000 HRK	0,00
123	PLAG-R-A	Plava laguna d.d.	546.318		17,99
124	PLCH-R-A	Palace hotel Zagreb d.d.	126.726	400 HRK	12,64
125	PLJK-R-A	Puljanka d.d.	1.055.558	100 HRK	22,30
126	PUNT-P-A	Pounje d.d.	300.000	10 HRK	0,00
127	PUNT-R-A	Pounje d.d.	1.333.350	10 HRK	81,63
128	QUNE-R-A	Quaestus nekretnine d.d. u likvidaciji	2.255.463	80 HRK	80,96
129	RIZO-R-A	RIZ-odašiljači d.d.	374.179	370 HRK	38,12
130	SAPN-R-A	Saponia d.d.	658.564	300 HRK	12,22
131	SCOS-R-A	Sunce osiguranje d.d.	407.261	100 HRK	37,32
132	SLDM-R-A	Slobodna Dalmacija d.d.	5.221.116	70 HRK	4,54
133	SLPF-R-A	SZAIF d.d.	3.346.418	20 HRK	48,50
134	SLRS-R-A	Solaris d.d.	617.719	300 HRK	7,96
135	SNBA-R-A	Slatinska banka d.d.	918.972	100 HRK	69,26
136	SPVA-R-A	Spačva d.d. Vinkovci	3.776.522	20 HRK	1,77
137	SUNH-R-A	Sunčani Hvar d.d.	8.341.288	20 HRK	11,10
138	THNK-R-A	Tehnika d.d.	189.460	900 HRK	70,14
139	TISK-R-A	Tisak d.d.	2.386.587	100 HRK	16,54
140	TKPR-R-A	Tekstilpromet d.d.	81.842	400 HRK	48,29
141	TLM-R-A	TLM d.d.	1.840.082		11,96
142	TNKC-R-A	Tankerkomerc d.d.	34.182	1880 HRK	57,76
143	TOZ-R-A	TOZ penkala, Tvornica olovaka Zagreb d.d.	200.000	300 HRK	45,06
144	TRFM-R-A	Terra firma d. d.	36.000	1000 HRK	28,03
145	TRMD-R-A	Terra Mediterranea d.d.	230.997	100 HRK	56,67
146	TUHO-R-A	Turisthotel d.d.	366.756	430 HRK	62,77
147	VDKT-R-A	Viadukt d.d.	456.813	300 HRK	84,93
148	VDZG-R-A	Vodoprivreda Zagreb d.d.	395.449	100 HRK	11,22
149	VIS-R-A	Vis d.d.	517.839	100 HRK	31,28
150	VJSN-R-A	Vjesnik d.d.	1.061.683	100 HRK	20,85
151	VLEN-R-B	Viktor Lenac d.d.	13.844.447	10 HRK	7,94

No..	Symbol	Issuer	Listed quantity	Nominal value	Free float (%)
152	VPIK-R-A	Vupik d.d.	1.503.254	40 HRK	30,84
153	ZABA-R-A	Zagrebačka banka d.d.	320.241.955	20 HRK	3,80
154	ZPKL-R-A	Zagrebačke pekarnice Klara d.d.	283.760	400 HRK	24,32
155	ZTNJ-R-A	Žitnjak d.d.	205.643	690 HRK	10,57
156	ZVCV-R-A	Zvečevo d.d.	307.808	200 HRK	37,00
157	ZVZD-R-A	Zvijezda d.d.	100.257	2000 HRK	25,26
MTF					
1	ADBK-R-A	Auto-Dubrovnik d.d.	60.073	300 HRK	11,71
2	ASER-R-A	Automehanika servisi d.d.	26.843	400 HRK	0,00
3	BCIN-R-A	BC Institut d.d.	166.500	180 HRK	36,95
4	BDSS-R-A	Brodospas d.d. Split	372.331	80 HRK	21,91
5	BRBA-P-A	KentBank d. d.	2.547	3800 HRK	36,32
6	EHOS-R-A	EUROHERC osiguranje d.d.	305.010	200 HRK	69,99
7	EPLT-R-A	Eurolantaže d.d.	444.260	10 HRK	9,67
8	FRNK-R-A	Franck d.d.	427.170	730 HRK	17,47
9	GBRT-R-A	Gabarit d.d.	68.100	10 HRK	2,40
10	HDUZ-R-A	Hotel Dubrovnik d.d.	267.200	380 HRK	14,03
11	HMNS-R-A	Humanitas d.d.	1.649.663	10 HRK	2,78
12	HRDH-R-A	Hrvatski duhani d.d.	842.807	300 HRK	7,30
13	IMBA-R-A	IMEX BANKA d.d.	1.303.352	100 HRK	21,10
14	INFS-R-A	Infosistem d.d.	53.091	400 HRK	50,70
15	ISAU-R-A	Istra - auto d.d.	83.523	200 HRK	11,16
16	KOSN-P-A	Končar - električni aparati srednjeg napona d.d.	26.383	300 HRK	59,60
17	KOSN-R-A	Končar - električni aparati srednjeg napona d.d.	39.216	300 HRK	30,13
18	KOTR-P-A	Končar - mjerni transformatori d.d.	27.132	300 HRK	75,47
19	KOTR-R-A	Končar - mjerni transformatori d.d.	36.165	300 HRK	20,05
20	KTKA-R-A	KOTKA d.d.	33.077	800 HRK	35,40
21	LCDS-R-A	Lucidus d.d.	2.531.200	100 HRK	26,09
22	LKZD-R-A	LUKA ZADAR d.d.	106.246	200 HRK	46,43
23	LULG-R-A	LUX ULAGANJA d.d.	2.670.000	10 HRK	34,18
24	MGKP-R-A	MGK-pack d.d.	219.862	200 HRK	15,86
25	MIVA-R-A	Vajda d.d. Čakovec	64.930	400 HRK	95,78
26	NEXE-R-A	Nexe grupa d.d.	9.463.780	10 HRK	13,28
27	OPEK-R-A	Opeka d.d.	516.000	100 HRK	7,07
28	PCTS-R-A	SN PECTINATUS d.d.	2.670.000	10 HRK	38,68
29	PRFC-R-A	Proficio d.d.	3.912.908	10 HRK	44,80
30	PSMR-R-A	Pismorad d.d.	23.290	370 HRK	69,88
31	PVCM-R-A	PEVEC d.d.	1.305.817	100 HRK	67,97
32	RDNK-R-A	RADNIK d.d.	86.906	700 HRK	20,45
33	RZVI-R-A	Razvitak d.d.	2.123.040	10 HRK	8,71

No..	Symbol	Issuer	Listed quantity	Nominal value	Free float (%)
34	SM86-R-A	SEM 1986 d.d.	136.432	120 HRK	13,70
35	SNHO-R-A	SN holding d.d.	2.670.000		39,62
36	SPNV-R-A	Spin Valis d.d.	65.706	400 HRK	25,88
37	THMT-R-A	TEHNOMONT d.d.	268.321	300 HRK	22,19
38	TNPL-R-A	TANKERSKA PLOVIDBA d.d.	626.385	600 HRK	6,30
39	TSHC-R-A	Tvornica stočne hrane d.d.	13.551	1800 HRK	74,56
40	TUPD-R-A	TUP d.d.	149.820	200 HRK	25,09
41	ZEP-R-A	Zagrebačko elektrotehničko poduzeće d.d.	64.821	370 HRK	72,56

4.2 Bonds

Symbol	Issuer	Nominal value	Listed quantity	Coupon rate	Maturity
Official Market					
ATGR-O-169A	Atlantic Grupa d.d.	1 HRK	115.000.000	6,750	20.9.2016
DLKV-O-302A	Dalekovod d.d.	1 HRK	16.177.185	4,000	14.2.2030
DLKV-O-302E	Dalekovod d.d.	1 EUR	1.235.713	4,000	14.2.2030
FNOI-D-157A	Fond za naknadu oduzete imovine	1 EUR	5.908.013	0,000	1.7.2015
FNOI-D-161A	Fond za naknadu oduzete imovine	1 EUR	5.908.013	0,000	1.1.2016
FNOI-D-167A	Fond za naknadu oduzete imovine	1 EUR	5.908.013	0,000	1.7.2016
FNOI-D-171A	Fond za naknadu oduzete imovine	1 EUR	5.908.013	0,000	1.1.2017
FNOI-D-177A	Fond za naknadu oduzete imovine	1 EUR	5.908.013	0,000	1.7.2017
FNOI-D-181A	Fond za naknadu oduzete imovine	1 EUR	5.908.013	0,000	1.1.2018
FNOI-D-187A	Fond za naknadu oduzete imovine	1 EUR	5.908.013	0,000	1.7.2018
FNOI-D-191A	Fond za naknadu oduzete imovine	1 EUR	5.908.013	0,000	1.1.2019
FNOI-D-197A	Fond za naknadu oduzete imovine	1 EUR	5.908.013	0,000	1.7.2019
GDRI-O-167A	Grad Rijeka	1 EUR	24.574.513	4,125	18.7.2016
GDST-O-15BA	Grad Split	1 EUR	8.100.000	4,750	27.11.2015
GDST-O-177A	Grad Split	1 EUR	8.200.000	6,000	8.7.2017
HEP-O-17CA	HEP d.d.	1 HRK	700.000.000	6,500	7.12.2017
HOTR-O-173A	Hospitalija trgovina d.o.o.	1 EUR	7.715.000	9,750	23.3.2017
HP-O-19BA	HP - Hrvatska pošta d.d.	1 HRK	400.000.000	5,125	10.11.2019
IGH-O-176A	Institut IGH d.d.	1 EUR	10.000.000	9,000	6.6.2017
INGR-O-11CA	Ingra d.d.	1 HRK	162.425.661	6,125	6.12.2016
JDGL-O-166A	JADRAN - GALENSKI LABORATORIJ d. d.	1 HRK	140.000.000	3,750	10.6.2016
JRLN-O-17AA	Jadrolinija	1 EUR	11.000.000	6,500	24.10.2017
MTEL-O-137A	Metronet telekomunikacije d.d.	0,5 EUR	19.800.000	4,500	19.3.2022
PLOR-O-157A	Plodine d. d.	1 HRK	62.170.000	9,000	10.7.2015
RHMF-O-157A	Ministarstvo financija Republike Hrvatske	1 EUR	350.000.000	4,250	14.7.2015
RHMF-O-15CA	Ministarstvo financija Republike Hrvatske	1 HRK	5.500.000.000	5,250	15.12.2015
RHMF-O-167A	Ministarstvo financija Republike Hrvatske	1 HRK	3.500.000.000	5,750	22.7.2016
RHMF-O-172A	Ministarstvo financija Republike Hrvatske	1 HRK	5.500.000.000	4,750	8.2.2017
RHMF-O-17BA	Ministarstvo financija Republike Hrvatske	1 HRK	4.000.000.000	6,250	25.11.2017

Symbol	Issuer	Nominal value	Listed quantity	Coupon rate	Maturity
RHMF-O-187A	Ministarstvo financija Republike Hrvatske	1 HRK	6.000.000.000	5,250	10.7.2018
RHMF-O-19BA	Ministarstvo financija Republike Hrvatske	1 EUR	1.000.000.000	5,375	29.11.2019
RHMF-O-203A	Ministarstvo financija Republike Hrvatske	1 HRK	5.000.000.000	6,750	5.3.2020
RHMF-O-203E	Ministarstvo financija Republike Hrvatske	1 EUR	1.000.000.000	6,500	5.3.2020
RHMF-O-227E	Ministarstvo financija Republike Hrvatske	1 EUR	1.000.000.000	6,500	22.7.2022
RHMF-O-247E	Ministarstvo financija Republike Hrvatske	1 EUR	1.400.000.000	5,750	10.7.2024
RIBA-O-177A	Erste&Steiermärkische Bank d. d.	1 EUR	80.000.000	6,500	18.7.2017
RIBA-O-17BA	Erste&Steiermärkische Bank d. d.	1 HRK	300.000.000	5,875	23.11.2017
Regular Market					
GROS-O-17AA	Grad Osijek	1 HRK	25.000.000	5,500	30.10.2017
GRVI-O-17AA	Grad Vinkovci	1 HRK	42.000.000	5,500	23.10.2017
NFDA-O-AA0A	NETA Capital Croatia d.d.	1 HRK	1.530.000	8,000	3.12.2018

4.3 Rights

Symbol	Issuer	Nominal value	Listed quantity
RHMJ-A-A	Republika Hrvatska	1 HRK	400.000.000
RHMF-A-A	Republika Hrvatska	1 HRK	644.750.000

4.4 Commercial Papers

Symbol	Issuer	Nominal value	Listed quantity
Official Market			
PTKM-M-542A	Petrokemija d.d.	1 HRK	5.000.000
Regular Market			
ZGMN-M-548A	Zagreb-Montaža d.o.o.	1 HRK	13.050.000

4.5 Structured Products

Symbol	Issuer	Instrument name	Maturity	Ratio	Strike price	Barrier price
Regular Market						
Index certificates						
EGB-S-DAX	Erste Group Bank AG	Index certifikat DAX		0,010	-	-
EGB-S-GOLD	Erste Group Bank AG	Index certifikat GOLD (zlato)		0,100	-	-
EGB-S-WTI	Erste Group Bank AG	Index certifikat WTI light sweet (nafta)		0,880	-	-
Turbo certificates						
EGB-S-LDXG	Erste Group Bank AG	Turbos DAX long		0,010	8.696,6854 EUR	8.946,6854 EUR
EGB-S-LDXI	Erste Group Bank AG	Turbos DAX long		0,010	9.197,7274 EUR	9.447,7274 EUR
EGB-S-LDXJ	Erste Group Bank AG	Turbos DAX long		0,010	9.704,2102 EUR	9.954,2102 EUR
EGB-S-LDXK	Erste Group Bank AG	Turbos DAX long		0,010	10.208,6966 EUR	10.458,6966 EUR
EGB-S-LDXF	Erste Group Bank AG	Turbos DAX long		0,010	7.680,0241 EUR	7.930,0241 EUR
EGB-S-LDXE	Erste Group Bank AG	Turbos DAX long		0,010	8.191,8847 EUR	8.441,8847 EUR
EGB-S-SDXI	Erste Group Bank AG	Turbos DAX short		0,010	12.638,8131 EUR	12.388,8131 EUR
EGB-S-SDXK	Erste Group Bank AG	Turbos DAX short		0,010	12.150,0576 EUR	11.900,0576 EUR
EGB-S-SDXJ	Erste Group Bank AG	Turbos DAX short		0,010	13.142,0654 EUR	12.892,0654 EUR
EGB-S-LSP9	Erste Group Bank AG	Turbos E-mini S&P 500 long	18.9.2015	0,010	1.597,8500 USD	1.647,8500 USD
EGB-S-LSP7	Erste Group Bank AG	Turbos E-mini S&P 500 long	18.9.2015	0,010	1.697,8500 USD	1.747,8500 USD

Symbol	Issuer	Instrument name	Maturity	Ratio	Strike price	Barrier price
EGB-S-LSPA	Erste Group Bank AG	Turbos E-mini S&P 500 long	18.9.2015	0,010	1.797,8500 USD	1.847,8500 USD
EGB-S-LSPC	Erste Group Bank AG	Turbos E-mini S&P 500 long	18.9.2015	0,010	1.898,5000 USD	1.948,5000 USD
EGB-S-SSPA	Erste Group Bank AG	Turbos E-mini S&P 500 short	18.9.2015	0,010	2.297,6500 USD	2.247,6500 USD
EGB-S-SSPB	Erste Group Bank AG	Turbos E-mini S&P 500 short	18.9.2015	0,010	2.398,5000 USD	2.348,5000 USD
EGB-S-SSP8	Erste Group Bank AG	Turbos E-mini S&P 500 short	18.9.2015	0,010	2.197,8500 USD	2.147,8500 USD
EGB-S-LBU6	Erste Group Bank AG	Turbos EURO BUND FUTURE long		1,000	145,3840 EUR	146,3840 EUR
EGB-S-LBU5	Erste Group Bank AG	Turbos EURO BUND FUTURE long		1,000	137,7326 EUR	139,7326 EUR
EGB-S-SBUG	Erste Group Bank AG	Turbos EURO BUND FUTURE short		1,000	155,3186 EUR	154,3186 EUR
EGB-S-SBUD	Erste Group Bank AG	Turbos EURO BUND FUTURE short		1,000	161,5498 EUR	160,5498 EUR
EGB-S-SBUE	Erste Group Bank AG	Turbos EURO BUND FUTURE short		1,000	164,6244 EUR	163,6244 EUR
EGB-S-SBUF	Erste Group Bank AG	Turbos EURO BUND FUTURE short		1,000	158,2413 EUR	157,2413 EUR
EGB-S-LNGA	Erste Group Bank AG	Turbos HENRY HUB N. GAS long		1,000	1,8314 USD	1,9313 USD
EGB-S-LNG8	Erste Group Bank AG	Turbos HENRY HUB N. GAS long		1,000	2,3342 USD	2,4342 USD
EGB-S-SNG5	Erste Group Bank AG	Turbos HENRY HUB N. GAS short		1,000	5,2240 USD	5,1240 USD
EGB-S-SNGB	Erste Group Bank AG	Turbos HENRY HUB N. GAS short		1,000	3,1234 USD	3,0234 USD
EGB-S-SNG9	Erste Group Bank AG	Turbos HENRY HUB N. GAS short		1,000	3,7001 USD	3,6001 USD
EGB-S-SNG4	Erste Group Bank AG	Turbos HENRY HUB N. GAS short		1,000	5,7122 USD	5,6122 USD
EGB-S-SNG8	Erste Group Bank AG	Turbos HENRY HUB N. GAS short		1,000	4,1920 USD	4,0920 USD
EGB-S-SNG7	Erste Group Bank AG	Turbos HENRY HUB N. GAS short		1,000	4,7210 USD	4,6210 USD
EGB-S-SNG3	Erste Group Bank AG	Turbos HENRY HUB N. GAS short		1,000	5,9522 USD	5,8522 USD
EGB-S-LHT4	Erste Group Bank AG	Turbos HRVATSKI TELEKOM (dionica) long		1,000	125,1253 HRK	135,1253 HRK
EGB-S-LHT6	Erste Group Bank AG	Turbos HRVATSKI TELEKOM (dionica) long		1,000	135,1725 HRK	145,1725 HRK
EGB-S-SHT3	Erste Group Bank AG	Turbos HRVATSKI TELEKOM (dionica) short		1,000	172,9989 HRK	162,9989 HRK
EGB-S-LSLD	Erste Group Bank AG	Turbos srebro long		1,000	14,7787 USD	15,2787 USD
EGB-S-LSLC	Erste Group Bank AG	Turbos srebro long		1,000	12,8237 USD	13,3237 USD
EGB-S-SSL8	Erste Group Bank AG	Turbos srebro short		1,000	19,8823 USD	19,3823 USD
EGB-S-SSLA	Erste Group Bank AG	Turbos srebro short		1,000	17,9810 USA	17,4810 USA
EGB-S-SSL7	Erste Group Bank AG	Turbos srebro short		1,000	23,8034 USD	23,3034 USD
EGB-S-SSL6	Erste Group Bank AG	Turbos srebro short		1,000	21,8364 USD	21,3364 USD

Symbol	Issuer	Instrument name	Maturity	Ratio	Strike price	Barrier price
					USD	USD
EGB-S-LWLF	Erste Group Bank AG	Turbos WTI light sweet (nafta) long		1,000	34,2275 USD	36,7275 USD
EGB-S-LWLG	Erste Group Bank AG	Turbos WTI light sweet (nafta) long		1,000	44,3383 USD	46,8383 USD
EGB-S-LWLI	Erste Group Bank AG	Turbos WTI light sweet (nafta) long		1,000	54,3098 USD	56,8098 USD
EGB-S-LWLH	Erste Group Bank AG	Turbos WTI light sweet (nafta) long		1,000	49,3728 USD	51,8728 USD
EGB-S-LWLE	Erste Group Bank AG	Turbos WTI light sweet (nafta) long		1,000	39,2755 USD	41,7755 USD
EGB-S-SWLH	Erste Group Bank AG	Turbos WTI light sweet (nafta) short		1,000	70,4078 USD	67,9078 USD
EGB-S-SWLI	Erste Group Bank AG	Turbos WTI light sweet (nafta) short		1,000	65,4136 USD	62,9136 USD
EGB-S-SWL7	Erste Group Bank AG	Turbos WTI light sweet (nafta) short		1,000	114,7160 USD	112,2160 USD
EGB-S-SWL8	Erste Group Bank AG	Turbos WTI light sweet (nafta) short		1,000	104,9861 USD	102,4861 USD
EGB-S-SWL9	Erste Group Bank AG	Turbos WTI light sweet (nafta) short		1,000	95,1874 USD	92,6874 USD
EGB-S-SWLA	Erste Group Bank AG	Turbos WTI light sweet (nafta) short		1,000	85,1628 USD	82,6628 USD
EGB-S-SWLB	Erste Group Bank AG	Turbos WTI light sweet (nafta) short		1,000	75,3948 USD	72,8948 USD
EGB-S-LGD8	Erste Group Bank AG	Turbos zlato long		0,100	1.043,2774 USD	1.093,2774 USD
EGB-S-LGD9	Erste Group Bank AG	Turbos zlato long		0,100	940,0568 USD	990,0568 USD
EGB-S-SGD9	Erste Group Bank AG	Turbos zlato short		0,100	1.290,4062 USD	1.240,4062 USD
EGB-S-SGD8	Erste Group Bank AG	Turbos zlato short		0,100	1.482,2317 USD	1.432,2317 USD
EGB-S-SGD7	Erste Group Bank AG	Turbos zlato short		0,100	1.384,3945 USD	1.334,3945 USD