



ZAGREBAČKA
BURZA

Zagreb Stock Exchange

Trading Summary First half of 2016

Zagreb, July 2016.

This publication was prepared and published by the Zagreb Stock Exchange Inc., Ivana Lučića 2a/22, Zagreb (hereinafter: Exchange).

The publication is intended to provide information to the public and shall not be deemed to constitute an offer or invitation to buy or advice on trade or investment in financial instruments or opinion on the terms of the purchase or sale of any financial instrument mentioned therein whether favourable or not, nor should it be relied on as a substitute for own judgement or assessment by any user of this publication.

The Exchange waives responsibility and liability for any damage which might arise out of the use of information contained therein.

Further use of information available in this publication is permitted by the Exchange provided that the source is cited.

Copyright © 2016. Zagreb Stock Exchange
Zagreb
Ivana Lučića 2a/22

All rights reserved.

Content:

- 1 TRADING 1**
 - 1.1 COMPARISON WITH PREVIOUS HALF 1
 - 1.2 COMPARISON WITH PREVIOUS YEAR 2
 - 1.3 MONTHLY TRADING OVERVIEW 3
 - 1.4 INDICES 4
 - 1.5 TURNOVER AND MARKET CAPITALIZATION BY SECTOR 7
 - 1.6 STOCKS WITH THE LARGEST MARKET CAPITALIZATION 9
 - 1.7 STOCKS WITH THE LARGEST FREE FLOAT MARKET CAPITALIZATION 10
 - 1.8 MOST ACTIVE STOCKS BY TURNOVER 11
 - 1.9 STOCKS WITH THE HIGHEST TURNOVER VELOCITY 12
 - 1.10 HIGHEST DAILY TURNOVER 12
 - 1.11 HIGHEST ORDERBOOK TRADES IN STOCKS 12
 - 1.12 STOCKS PERFORMANCE 13
 - 1.13 STRUCTURED PRODUCTS PERFORMANCE 15
 - 1.14 BONDS PERFORMANCE 16
 - 1.15 OTC TURNOVER 17

- 2 MEMBERS 18**
 - 2.1 TOP 10 MEMBERS BY EQUITY TURNOVER 18
 - 2.2 TOP 10 MEMBERS BY STRUCTURED PRODUCTS TURNOVER 18
 - 2.3 TOP 10 MEMBERS BY BOND TURNOVER 18
 - 2.4 TOP 10 MEMBERS BY TOTAL TURNOVER 19
 - 2.5 TOP 10 MEMBERS BY NUMBER OF TRADES 19
 - 2.6 STOCKS WITH MARKET MAKERS 19

- 3 CORPORATE ACTIONS 20**
 - 3.1 NEW LISTINGS 20
 - 3.2 DELISTINGS 21
 - 3.3 LISTING OF ADDITIONAL ISSUES 22
 - 3.4 CAPITAL DECREASES 22
 - 3.5 NOMINAL VALUE CHANGES AND CAPITAL INCREASES 22
 - 3.6 SQUEEZE OUT **ERROR! BOOKMARK NOT DEFINED.**
 - 3.7 SECURITIES CONVERSION 23

- 4 LISTED FINANCIAL INSTRUMENTS 24**
 - 4.1 STOCKS 24
 - 4.2 BONDS 27
 - 4.3 STRUCTURED PRODUCTS 28

1 Trading

1.1 Comparison with previous half

	Second half of 2015.	First half of 2016.	% change
Orderbook turnover :			
Stocks	1.201.187.066	763.936.417	-36,4%
Bonds	182.331.747	234.694.005	28,7%
Commercial Bills	0	0	-
Structured products	36.791.888	39.342.699	6,9%
Equity Block Turnover	257.329.503	760.620.964	195,6%
Debt Block Turnover	65.554.263	209.010.004	218,8%
Total Turnover	1.743.194.466	2.007.604.088	15,2%
Orderbook volume			
Stocks	16.524.469	11.199.235	-32,2%
Bonds	161.600.153	190.533.572	17,9%
Commercial Bills	0	0	-
Structured products	1.158.001	1.616.549	39,6%
Equity Block Volume	482.382	3.138.431	550,6%
Debt Block Volume	55.523.264	172.124.462	210,0%
Total Volume	235.288.269	378.612.249	60,9%
OTC trades			
Turnover	13.137.696.691	13.169.278.890	0,2%
Volume	9.291.708.895	10.582.282.030	13,9%
Number of trades	1.318	1.120	-15,0%
CROBEX [®]	1.689,63	1.675,95	-0,8%
CROBEX10 [®]	989,28	979,29	-1,0%
CROBEXplus	969,58	927,69	-4,3%
CROBEXindustrija	965,06	999,69	3,6%
CROBEXkonstrukt	480,09	444,34	-7,4%
CROBEXnutris	782,23	698,44	-10,7%
CROBEXtr	1.010,22	1.020,79	1,0%
CROBEXtransport	889,38	807,41	-9,2%
CROBEXturist	2.559,02	2.476,15	-3,2%
CROBIS [®]	105,08	106,72	1,6%
CROBIStr [®]	144,6100	150,5077	4,1%
Number of trades	81.348	57.058	-29,9%
Number of securities traded	254	219	-13,8%
Number of trading days	127	124	-2,4%

(Market capitalization in millions of HRK)

	Second half of 2015	First half of 2016.	% change
Market capitalization			
Stocks	122.928,1	120.287,9	-2,1%
Bonds	78.993,8	83.113,0	5,2%
Structured products	1.724,2	1.882,5	9,2%
Total	203.646,1	205.283,4	0,8%
Average daily			
Turnover	13.725.941	16.190.356	18,0%
Volume	1.852.664	3.053.325	64,8%
Number of trades	641	460	-28,2%

1.2 Comparison with previous year

	First half of 2015.	First half of 2016.	% change
Orderbook turnover :			
Stocks	1.004.775.265	763.936.417	-24,0%
Bonds	112.579.136	234.694.005	108,5%
Commercial Bills	0	0	-
Structured products	42.464.279	39.342.699	-7,4%
Equity Block Turnover	284.107.464	760.620.964	167,7%
Debt Block Turnover	142.395.904	209.010.004	46,8%
Total Turnover	1.591.826.724	2.007.604.088	26,1%
Orderbook volume			
Stocks	17.931.499	11.199.235	-37,5%
Bonds	47.268.116	190.533.572	303,1%
Commercial Bills	0	0	-
Structured products	1.090.021	1.616.549	48,3%
Equity Block Volume	1.104.566	3.138.431	184,1%
Debt Block Volume	134.625.400	172.124.462	27,9%
Total Volume	206.853.926	378.612.249	83,0%
OTC trades			
Turnover	9.253.264.029	13.169.278.890	42,3%
Volume	6.081.167.805	10.582.282.030	74,0%
Number of trades	1.158	1.120	-3,3%
CROBEX [®]	1.737,55	1.675,95	-3,5%
CROBEX10 [®]	1.009,79	979,29	-3,0%
CROBEXplus	920,19	927,69	0,8%
CROBEXindustrija	865,35	999,69	15,5%
CROBEXkonstrukt	483,83	444,34	-8,2%
CROBEXnutris	772,92	698,44	-9,6%
CROBEXtr	1.022,04	1.020,79	-0,1%
CROBEXtransport	978,74	807,41	-17,5%
CROBEXturist	2.286,99	2.476,15	8,3%

	First half of 2015.	First half of 2016.	% change
CROBIS [®]	105,41	106,72	1,2%
CROBIStr [®]	141,3672	150,5077	6,5%
Number of trades	96.595	57.058	-40,9%
Number of securities traded	242	219	-9,5%
Number of trading days	121	124	2,5%

1.3 Monthly trading overview

(Market Capitalization in millions of HRK)

Month	Number of trades		Volume		Number of securities traded	Market Capitalization
	Total	Average daily	Total	Average daily		
January	8.488	447	81.716.355	4.300.861	163	197.593,6
February	10.344	493	108.257.219	5.155.106	160	197.662,4
March	9.592	457	36.371.512	1.731.977	151	202.806,7
April	10.356	493	14.057.590	669.409	157	205.593,7
May	9.926	473	24.733.308	1.177.777	157	207.358,9
June	8.352	398	113.476.265	5.403.632	159	205.283,4
Total	57.058	460	378.612.249	3.053.325		

(Turnover in millions of HRK)

Month	Equity		Bonds		Structured products		Total turnover
	Turnover	% total turnover	Turnover	% total turnover	Turnover	% total turnover	
January	224,3	69,9	87,9	27,4	8,8	2,7	321,0
February	227,9	64,1	119,9	33,8	7,5	2,1	355,2
March	196,9	82,1	37,7	15,7	5,1	2,1	239,7
April	227,2	90,1	19,9	7,9	5,2	2,1	252,3
May	126,6	80,5	25,4	16,2	5,2	3,3	157,1
June	521,7	76,5	152,9	22,4	7,6	1,1	682,2
Total	1.524,6	75,9	443,7	22,1	39,3	2,0	2.007,6

Chart 1: Orderbook turnover (mil HRK)

1.4 Indices

	High	Low	Last	Net change (%)	Volume	Turnover
Equity indices						
CROBEX	1.722,49	1.570,05	1.675,95	-0,8	9.407.357	576.377.393
CROBEX10	1.003,95	920,82	979,29	-1,0	5.082.199	467.666.493
CROBEXplus	969,95	875,98	927,69	-4,3	9.579.885	576.620.272
CROBEXindustrija	1.037,02	879,15	999,69	3,6	1.250.495	91.886.412
CROBEXkonstrukt	480,44	383,41	444,34	-7,4	1.356.159	15.961.783
CROBEXnutris	784,77	683,88	698,44	-10,7	393.509	111.622.218
CROBEXtr	1.037,46	939,46	1.020,79	1,0	9.407.357	576.377.393
CROBEXtransport	892,99	714,01	807,41	-9,2	307.363	33.507.191
CROBEXturist	2.564,34	2.352,82	2.476,15	-3,2	3.508.485	95.829.547
Bond indices						
CROBIS	107,98	105,01	106,72	1,6	8.717.751.864	11.039.130.171
CROBIstr	151,29	144,57	150,51	4,1	8.717.751.864	11.039.130.171

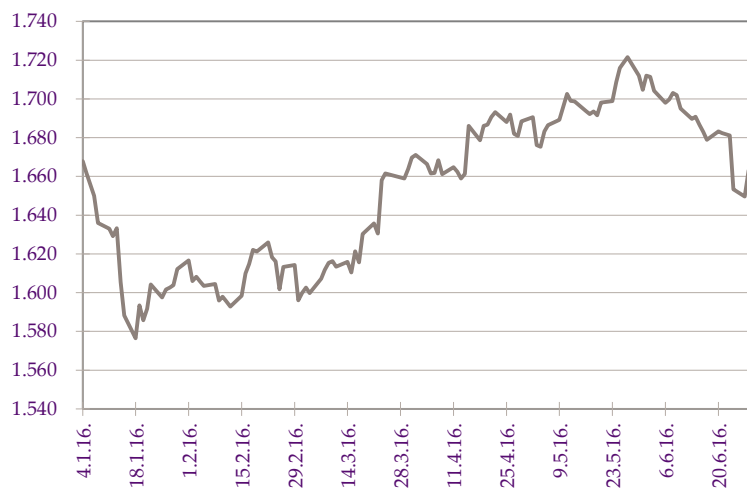


Chart 2: Zagreb Stock Exchange equity index CROBEX®

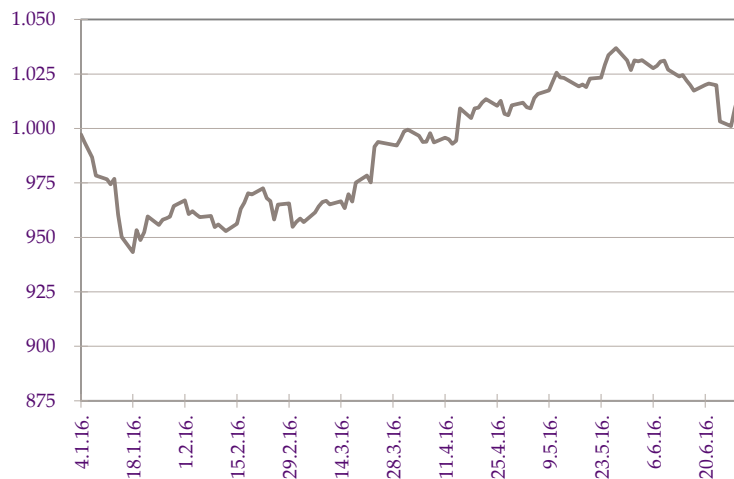


Chart 3: Zagreb Stock Exchange equity index CROBEXtr®

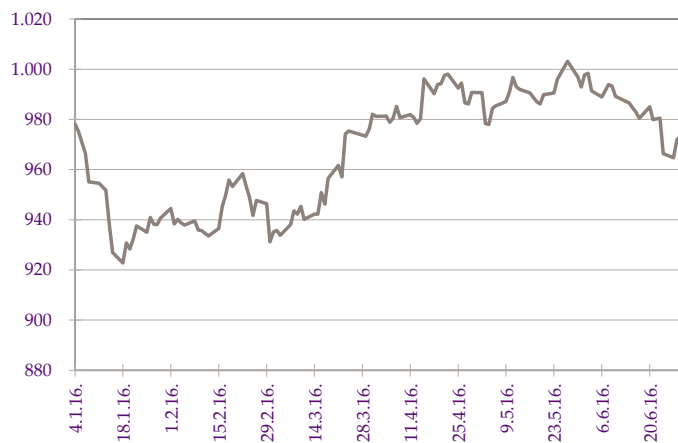


Chart 4: Zagreb Stock Exchange equity index CROBEX10®

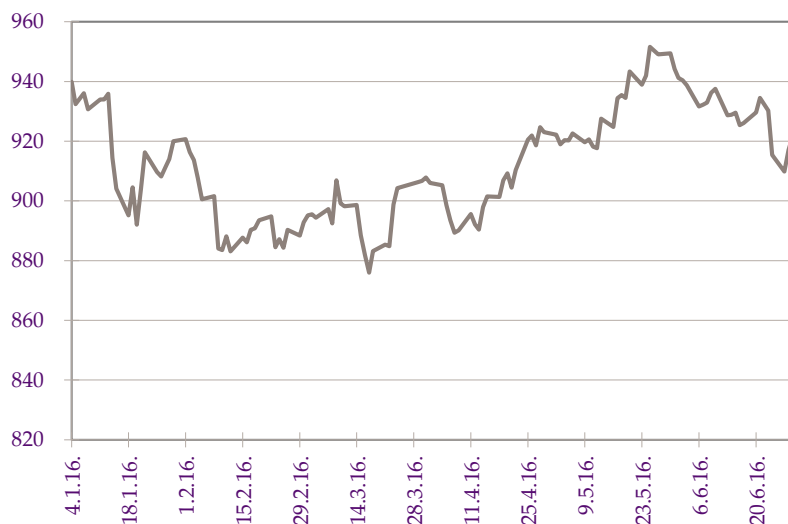
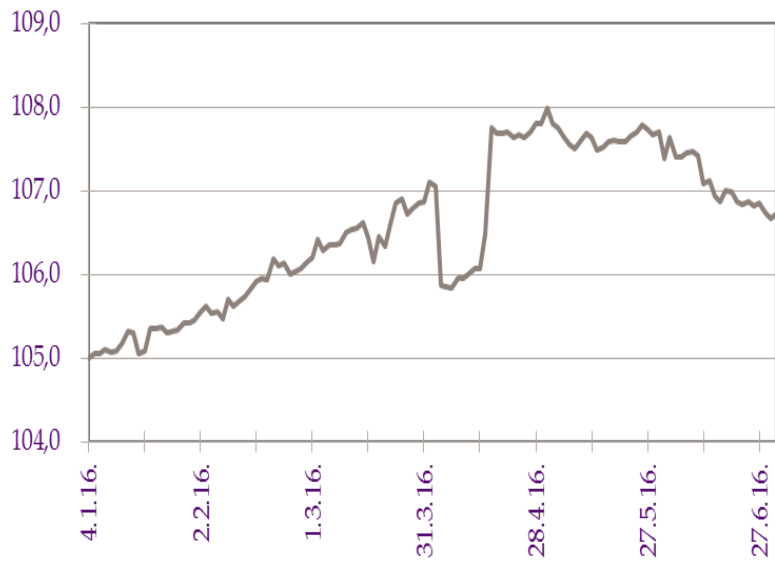


Chart 5: Zagreb Stock Exchange equity index CROBEXplus©



Slika 6: Zagreb Stock Exchange bond index CROBIS®

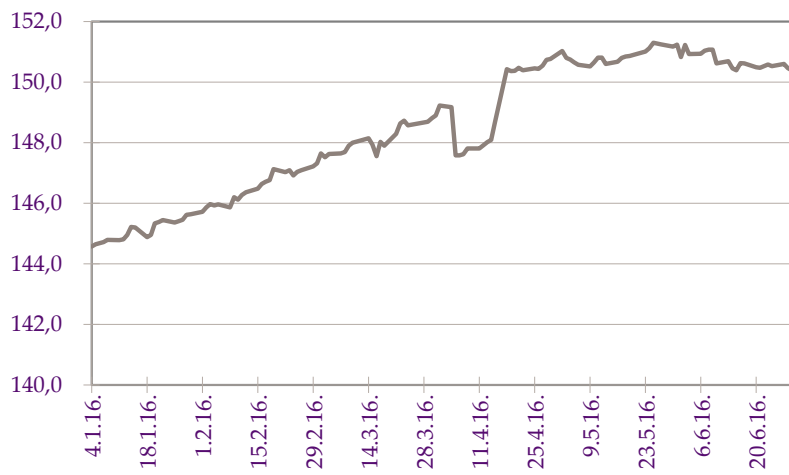


Chart 7: Zagreb Stock Exchange bond index CROBIStr®

1.5 Turnover and Market Capitalization by Sector

Code	Sector	Market Capitalization (HRK)	Turnover (HRK)
A	Agriculture, forestry and fishing	608.362.023	4.863.909
CA	Manufacture of food products, beverages and tobacco products	11.264.770.266	121.174.763
CB	Manufacture of textiles, apparel, leather and related products	74.045.368	3.224.292
CC	Manufacture of wood and paper products, and printing	220.765.104	3.200
CD	Manufacture of coke, and refined petroleum products	28.000.000.000	3.754.027
CE	Manufacture of chemicals and chemical products	372.900.075	3.671.519
CF	Manufacture of basic pharmaceutical products and pharmaceutical preparations	8.121.488	356.716
CG	Manufacture of rubber and plastics products, and other non-metallic mineral products	0	0
CH	Manufacture of basic metals and fabricated metal products, except machinery and equipment	74.102.732	8.179
CI	Manufacture of computer, electronic and optical products	1.374.277.579	35.417.937
CJ	Manufacture of electrical equipment	2.004.849.435	19.012.682
CK	Manufacture of machinery and equipment n.e.c.	0	0
CL	Manufacture of transport equipment	786.067.521	9.264.361
CM	Other manufacturing, and repair and installation of machinery and equipment	16.450.709	719
E	Water supply; sewerage, waste management and remediation activities	0	0
F	Construction	526.454.897	16.681.927
G	Wholesale and retail trade; repair of motor vehicles and motorcycles	3.961.798.987	25.723.300
H	Transportation and storage	7.786.728.537	44.818.506
I	Accommodation and food service activities	14.295.275.408	133.482.888
JA	Publishing, audiovisual and broadcasting activities	28.357.685	134.729
JB	Telecommunications	11.693.734.206	163.159.823
K	Financial and insurance activities	28.392.040.351	38.112.653
L	Real estate activities	366.938.110	1.819.816
MA	Legal, accounting, management, architecture, engineering, technical testing and analysis activities	7.742.711.655	137.292.023
MB	Scientific research and development	44.991.007	402.767
N	Administrative and support service activities	0	0
R	Arts, entertainment and recreation	0	0
	TOTAL	644.148.000	1.555.682

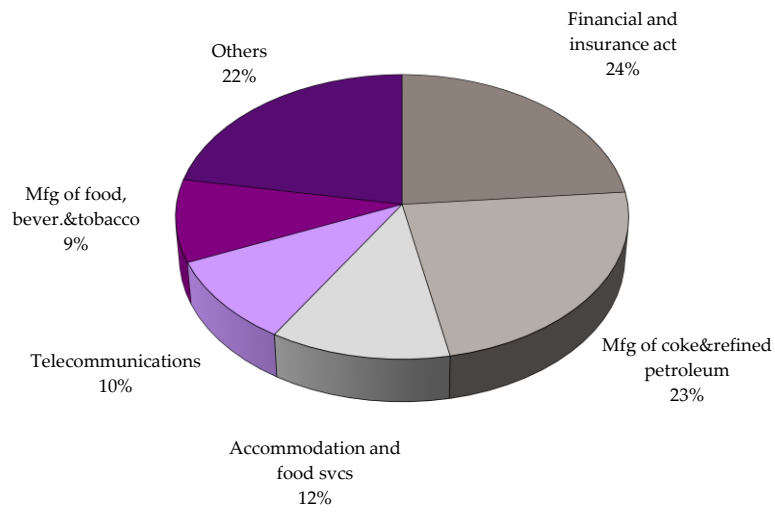
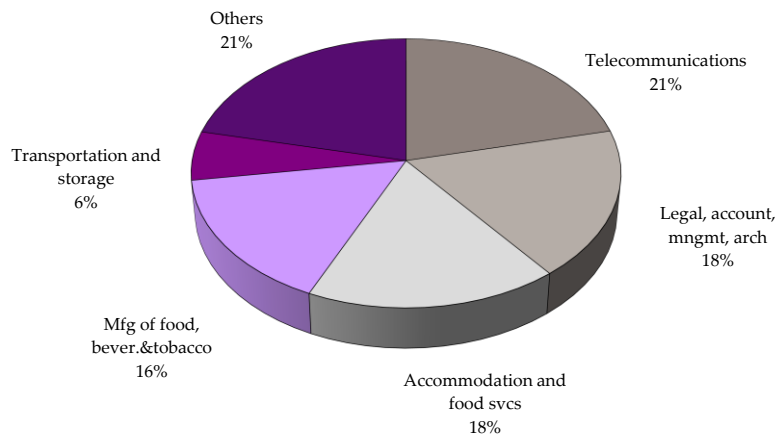


Chart 3: Sectors with the highest Market Capitalization



Slika 4: Sectors with the highest Turnover

1.6 Stocks with the Largest Market Capitalization

	Symbol	Issuer	Market capitalization (HRK mil)	% of Market cap	Cumulative percentage
1	INA-R-A	Ina d.d.	28.000,0	23,3	23,3
2	ZABA-R-A	Zagrebačka banka d.d.	12.489,4	10,4	33,7
3	HT-R-A	HT d.d.	11.588,9	9,6	43,3
4	PBZ-R-A	PBZ d.d.	11.197,8	9,3	52,6
5	ADRS-R-A	Adris grupa d.d.	4.808,0	4,0	56,6
6	JNAF-R-A	Janaf d.d.	4.635,2	3,9	60,5
7	RIVP-R-A	Atlantic Grupa d.d.	3.133,0	2,6	63,1
8	LEDO-R-A	VALAMAR RIVIERA d.d.	3.076,4	2,6	65,6
9	ATGR-R-A	Ledo d.d.	2.706,1	2,2	67,9
10	ADRS-P-A	Adris grupa d.d.	2.557,7	2,1	70,0
		Others	40.704,0	33,8	103,8
		Total	120.287,9		

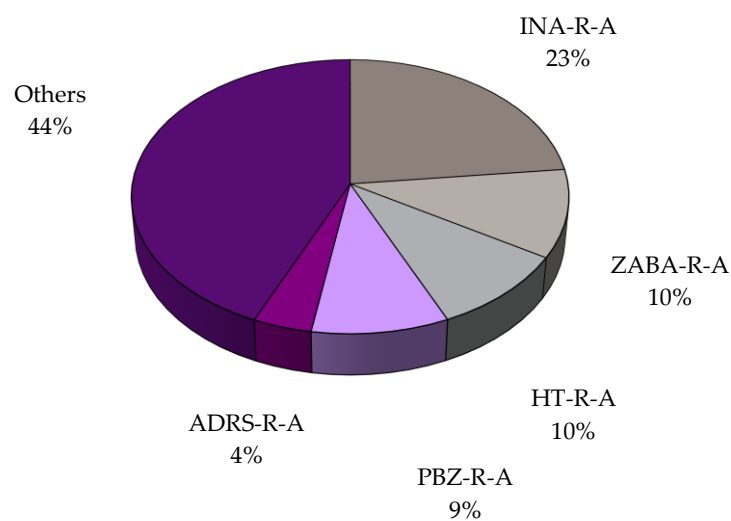


Chart 5: Market Capitalization structure

1.7 Stocks with the Largest Free Float Market Capitalization

	Symbol	Issuer	Free float (%)	Free float market capitalization (HRK mil)	% of market cap	Cumulative percentage
1	HT-R-A	HT d.d.	42,3	4.906,7	16,8	16,8
2	ADRS-P-A	Adris grupa d.d.	100,0	2.557,7	8,7	25,5
3	ADRS-R-A	Adris grupa d.d.	49,7	2.389,6	8,2	33,7
4	RIVP-R-A	VALAMAR RIVIERA d.d.	54,8	1.716,3	5,9	39,5
5	INA-R-A	Ina d.d.	6,1	1.702,4	5,8	45,4
6	PODR-R-A	Podravka d.d.	70,0	1.635,7	5,6	50,9
7	KOEI-R-A	Končar - elektroindustrija d.d.	99,8	1.634,3	5,6	56,5
8	LEDO-R-A	Ledo d.d.	49,9	1.533,9	5,2	61,8
9	ATGR-R-A	Atlantic Grupa d.d.	44,0	1.190,7	4,1	65,8
10	ERNT-R-A	Ericsson Nikola Tesla d.d.	50,7	681,1	2,3	68,2
		Others		9.315,2	31,8	100,0
		Total		29.263,5		

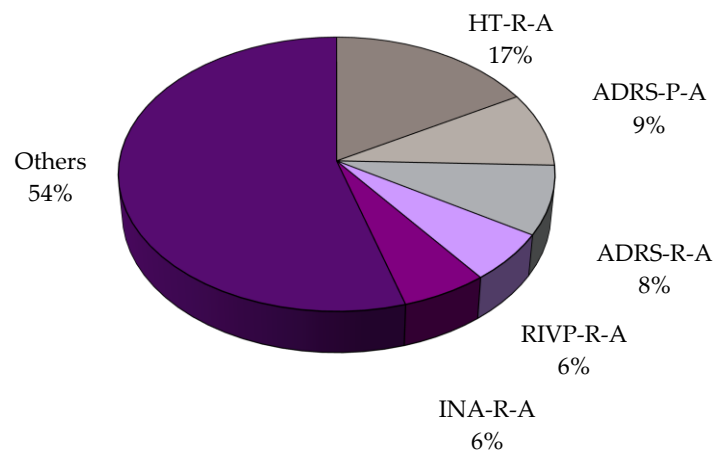


Chart 6: Free Float Market Capitalization structure

1.8 Most Active Stocks by Turnover

	Symbol	Issuer	Turnover (HRK)	Pct (%)	Cumulative percentage
1	HT-R-A	HT d.d.	161.478.874	21,1	21,1
2	RIVP-R-A	VALAMAR RIVIERA d.d.	82.228.136	10,8	31,9
3	ADRS-P-A	Adris grupa d.d.	80.977.717	10,6	42,5
4	PODR-R-A	Podravka d.d.	42.962.925	5,6	48,1
5	ERNT-R-A	Ericsson Nikola Tesla d.d.	32.485.085	4,3	52,4
6	ADRS-R-A	Adris grupa d.d.	31.248.632	4,1	56,5
7	LEDO-R-A	Ledo d.d.	30.906.655	4,0	60,5
8	DDJH-R-A	Đuro Đaković holding d.d.	23.641.334	3,1	63,6
9	ZABA-R-A	Zagrebačka banka d.d.	22.921.152	3,0	66,6
10	KRAS-R-A	Kraš d.d.	16.948.400	2,2	68,8
		Others	238.137.505	31,2	100,0
	Total		763.936.417		

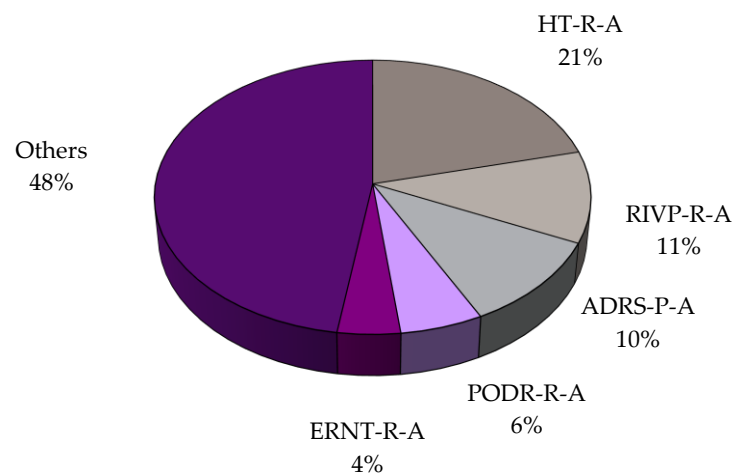


Chart 7: Structure of equity turnover

1.9 Stocks with the Highest Turnover Velocity

	Symbol	Issuer	Turnover (HRK)	Market Capitalization (HRK)	Turnover velocity (%)
1	VART-R-1	Varteks d. d.	3.208.166	32.201.702	9,96
2	RIZO-R-A	RIZ-odašiljači d.d.	2.932.852	30.682.678	9,56
3	DDJH-R-A	Đuro Đaković holding d.d.	23.641.334	321.491.667	7,35
4	BD62-R-A	Badel 1862 d.d.	1.130.155	15.440.736	7,32
5	MGMA-R-A	Magma d.d.	139.133	1.998.406	6,96
6	KABA-P-A	Karlovačka banka d.d.	32.218	475.931	6,77
7	ATPL-R-A	Atlantska plovidba d.d.	11.551.411	187.990.499	6,14
8	HHLD-R-A	Hoteli Haludovo Malinska d.d.	1.338.440	28.012.890	4,78
9	LKPC-R-A	Luka Ploče d.d.	9.860.492	235.816.792	4,18
10	THNK-R-A	Tehnika d.d.	2.049.463	50.212.584	4,08

1.10 Highest Daily Turnover

	Date	Daily Turnover (HRK)
1	3.6.2016.	368.885.017
2	29.6.2016.	127.876.178
3	29.4.2016.	85.604.038
4	29.2.2016.	63.260.615
5	2.2.2016.	50.307.777
6	27.1.2016.	45.063.186
7	15.1.2016.	44.389.508
8	14.6.2016.	43.792.514
9	1.2.2016.	38.812.057
10	24.3.2016.	35.357.172

1.11 Highest Orderbook Trades in Stocks

	Date	Symbol	Issuer	Turnover (HRK)	Price (HRK)	Volume
1	14.1.2016	ADRS-P-A	Adris grupa d.d.	6.663.705	355,00	18.771
2	12.2.2016	ADRS-R-A	Adris grupa d.d.	4.800.000	480,00	10.000
3	17.5.2016	MDKA-R-A	Medika d.d.	3.510.000	13.000,00	270
4	2.3.2016	HT-R-A	HT d.d.	3.295.785	141,45	23.300
5	29.2.2016	HT-R-A	HT d.d.	3.295.320	140,00	23.538
6	19.4.2016	JMNC-R-A	Jamnica d.d.	3.289.162	106.102,00	31
7	20.4.2016	JMNC-R-A	Jamnica d.d.	3.289.100	106.100,00	31
8	23.3.2016	RIVP-R-A	VALAMAR RIVIERA d.d.	3.204.285	24,33	131.701
9	14.6.2016	HT-R-A	HT d.d.	2.810.000	140,50	20.000
10	1.4.2016	ADRS-P-A	Adris grupa d.d.	2.730.000	390,00	7.000

1.12 Stocks Performance

(All prices and turnover in HRK, market capitalization in millions of HRK)

No.	Symbol	High	Low	Last	Date of last trade	Net change (%)	Volume	Turnover	Market capitalization
Official Market									
1	ADPL-R-A	115,03	92,06	112,19	30.6.2016	13,9	81.843	8.307.265	471,2
2	ATGR-R-A	833,00	780,03	811,60	30.6.2016	-2,6	19.704	16.075.256	2.706,1
3	CROS-P-A	7.700,00	6.499,00	7.700,00	6.4.2016	10,0	9	63.595	67,4
4	CROS-R-A	6.600,00	5.000,00	5.500,00	29.6.2016	-5,5	113	650.390	2.315,2
5	DLKV-R-A	13,69	9,15	12,99	30.6.2016	-4,2	833.978	9.755.701	321,1
6	GRNL-R-A	143,98	143,98	143,98	28.6.2016	-0,7	30	4.319	273,8
7	HPB-R-A	647,89	525,01	597,00	16.6.2016	-6,7	5.692	3.143.442	1.208,7
8	HT-R-A	148,20	136,05	141,52	30.6.2016	-2,0	1.139.750	161.478.874	11.588,9
9	IGH-R-A	104,43	61,01	73,31	29.6.2016	-29,8	5.157	402.767	45,0
10	ILRA-R-A	1.150,00	900,01	1.100,01	28.6.2016	10,0	1.751	1.872.957	301,7
11	INA-R-A	2.999,97	2.360,00	2.800,00	29.6.2016	-5,1	1.408	3.754.027	28.000,0
12	KOEI-R-A	695,00	613,21	636,85	29.6.2016	-4,7	23.197	15.203.178	1.638,1
13	LEDO-R-A	10.009,00	8.700,00	9.799,99	30.6.2016	8,5	3.324	30.906.655	3.076,4
14	LKPC-R-A	700,00	557,10	557,53	30.6.2016	-20,4	16.374	9.860.492	235,8
15	LKRI-R-A	47,46	38,10	44,50	30.6.2016	0,0	96.343	4.140.738	599,9
16	MDKA-R-A	13.600,00	11.660,04	12.900,00	30.6.2016	3,8	428	5.557.285	389,5
17	MGMA-R-A	1,00	0,35	0,41	30.6.2016	-58,2	232.269	139.133	2
18	OPTE-R-A	2,03	1,50	1,65	29.6.2016	-18,7	939.061	1.680.949	104,9
19	PODR-R-A	357,00	306,02	328,23	30.6.2016	-1,7	130.501	42.962.925	2.337,0
20	PTKM-R-A	13,63	9,08	12,40	30.6.2016	-6,1	204.681	2.236.390	159,6
21	RIVP-R-A	24,97	22,30	24,86	30.6.2016	3,3	3.449.291	82.228.136	3.133,0
22	TPNG-R-A	79,99	66,00	72,00	30.6.2016	-4,0	61.235	4.682.996	628,8
23	ULPL-R-A	145,50	102,00	108,00	30.6.2016	-23,9	20.378	2.428.810	62,6
24	ULJN-R-A	50,00	25,00	25,00	7.6.2016	0,0	406	10.926	83,9
25	VART-R-1	17,35	13,04	14,50	30.6.2016	-17,0	218.313	3.208.166	32,2
26	VERN-R-A	172,00	120,00	160,00	17.2.2016	-4,2	2.250	346.971	295,2
27	VIRO-R-A	319,99	227,22	287,00	30.6.2016	-12,8	15.171	3.817.100	398,0
Regular Market									
28	3MAJ-R-A	89,00	80,00	89,00	23.3.2016	11,3	64	5.246	130,1
29	ACI-R-A	6.002,15	5.348,00	5.800,00	28.6.2016	-0,3	275	1.555.682	644,1
30	ADRS-P-A	405,00	334,01	377,01	30.6.2016	3,3	218.163	80.977.717	2.557,7
31	ADRS-R-A	555,00	460,00	500,01	30.6.2016	-9,1	61.943	31.248.632	4.808,0
32	AMDN-R-A	48,50	48,50	48,50	15.3.2016	-3,0	17	825	37,1
33	ARNT-R-A	348,69	300,00	330,01	30.6.2016	-2,9	18.491	6.076.699	720,2
34	ATLN-R-A	115,06	100,52	110,00	30.6.2016	-3,0	16.891	1.819.816	366,9
35	ATPL-R-A	141,80	97,03	134,71	30.6.2016	-7,7	95.742	11.551.411	188,0
36	AUHR-R-A	519,50	430,00	514,00	28.6.2016	14,2	7.073	3.378.965	308,4
37	BD62-R-A	24,95	17,02	20,53	30.6.2016	-11,6	54.405	1.130.155	15,4
38	BLJE-R-A	25,14	17,00	19,35	30.6.2016	-21,5	178.061	3.664.754	159,0
39	BPBA-R-A	6,59	4,00	5,13	31.5.2016	-7,4	47.408	204.943	9,2
40	BRIN-R-A	26,00	22,00	26,00	29.6.2016	4,0	2.832	69.837	13,2
41	BRNK-R-A	80,99	65,00	66,00	4.3.2016	3,1	78	5.332	8,7
42	CHAG-R-A	241,00	234,45	240,00	29.6.2016	-4,0	2.275	544.580	28,9
43	CKML-R-A	5.149,00	4.850,02	5.100,00	30.6.2016	2,0	1.099	5.527.162	535,5
44	CRAL-R-A	129,87	40,00	120,00	29.6.2016	26,3	400	35.802	1.188,0
45	DDJH-R-A	47,88	24,41	42,32	30.6.2016	57,4	657.280	23.641.334	321,5
46	ELKP-R-A	300,01	200,00	250,00	17.6.2016	13,6	383	91.381	22,5
47	ELPR-R-A	26,50	26,50	26,50	14.1.2016	387,1	3	80	8,9
48	ERNT-R-A	1.134,89	940,00	1.008,97	30.6.2016	-3,4	30.792	32.485.085	1.343,6
49	FMPS-R-A	11,00	8,06	10,99	3.6.2016	-0,6	4.804	48.678	22,0
50	FNVC-R-A	26,63	26,63	26,63	5.2.2016	-29,9	27	719	16,5
51	HBRL-R-A	11,01	10,50	10,90	16.6.2016	1,8	23.811	252.310	156,5
52	HDEL-R-A	26,99	19,00	19,00	24.6.2016	-13,6	2.526	56.285	11,9
53	HHLD-R-A	5,00	1,66	2,61	30.6.2016	9,2	487.645	1.338.440	28,0
54	HIMR-R-A	634,99	478,00	570,00	30.6.2016	14,0	10.601	5.680.329	362,4
55	HJDR-R-A	115,01	90,00	115,00	9.6.2016	15,0	1.252	125.024	12,3
56	HMAM-R-A	269,85	234,11	253,00	24.6.2016	8,1	4.285	1.040.491	283,2
57	HMDN-R-A	60,01	41,50	60,01	8.6.2016	-26,8	45	2.273	23,6
58	HMST-R-A	314,00	251,00	272,00	27.6.2016	-8,8	4.140	1.175.356	140,3

No.	Symbol	High	Low	Last	Date of last trade	Net change (%)	Volume	Turnover	Market capitalization
59	HPDG-R-A	27,00	24,00	27,00	20.5.2016	12,5	539	13.148	70,6
60	HTCP-R-A	180,01	170,00	170,00	16.6.2016	-15,0	149	25.870	93,2
61	HTPK-R-A	65,84	56,02	62,00	29.6.2016	3,3	7.160	437.975	108,3
62	HTPO-R-A	63,00	60,01	60,01	21.3.2016	-33,3	192	12.060	28,6
63	HUPZ-R-A	1.980,00	1.810,00	1.845,01	28.6.2016	-3,9	1.653	3.095.831	797,0
64	HZLA-R-A	92,53	60,00	67,00	20.6.2016	-16,2	939	60.808	48,6
65	HZVG-R-A	17,01	15,03	17,01	9.6.2016	-15,0	185	3.028	5,1
66	IKBA-R-A	1.050,00	908,00	908,00	30.6.2016	-9,2	206	201.582	131,6
67	IMZV-R-A	70,00	32,35	36,05	9.6.2016	-40,5	274	9.745	8,1
68	INGR-R-A	3,07	2,33	2,44	30.6.2016	-18,4	503.502	1.332.958	33,1
69	IPKK-R-A	74,94	50,00	74,94	30.6.2016	18,3	4.986	310.433	53,6
70	JDBA-R-A	235,00	44,44	84,43	7.4.2016	-71,9	83	4.801	15,5
71	JDGT-R-A	1.085,00	904,01	932,00	27.6.2016	-14,1	3.653	3.649.863	103,3
72	JDOS-R-A	2.999,97	2.403,00	2.775,00	30.6.2016	2,8	479	1.268.546	346,9
73	JDPL-R-A	24,87	11,05	15,80	30.6.2016	-36,3	16.620	263.448	25,9
74	JDTC-R-A	34,00	34,00	34,00	7.1.2016	-2,9	145	4.930	4,8
75	JMNC-R-A	110.000,00	102.000,00	106.000,00	29.6.2016	-7,7	159	16.849.473	2.345,4
76	JNAF-R-A	4.750,00	4.255,00	4.600,00	23.6.2016	2,2	1.594	7.198.839	4.635,2
77	KABA-P-A	43,97	43,00	43,97	11.2.2016	-4,3	747	32.218	0,5
78	KABA-R-A	9,20	6,00	7,50	28.6.2016	-22,7	5.316	43.421	10,0
79	KBZ-R-A	100,00	75,00	75,01	29.6.2016	-25,0	585	50.797	145,4
80	KODT-P-A	1.380,00	1.105,05	1.210,00	24.6.2016	2,1	1.092	1.323.233	74,3
81	KODT-R-A	1.390,00	1.222,22	1.295,00	29.6.2016	3,6	1.898	2.486.271	251,5
82	KOES-R-A	530,00	520,00	530,00	31.5.2016	-0,6	52	27.340	69,0
83	KRAS-R-A	580,00	474,00	476,00	30.6.2016	-3,8	33.126	16.948.400	653,8
84	KTJV-R-A	20,47	16,00	18,50	15.6.2016	0,2	6.120	109.719	105,9
85	LPLH-R-A	199,80	162,02	180,00	30.6.2016	-9,1	5.681	1.006.107	119,2
86	LRH-R-A	4.130,00	3.550,01	3.734,00	29.6.2016	-5,5	857	3.305.990	1.130,1
87	LURA-R-A	350,01	320,00	339,00	29.6.2016	-3,1	1.808	612.879	1.017,0
88	MAIS-R-A	229,90	206,00	209,01	28.6.2016	-9,1	15.230	3.296.481	2.287,5
89	MIV-R-A	3.709,01	3.709,01	3.709,01	30.5.2016	-53,6	1	3.709	55,7
90	PBZ-R-A	605,00	555,00	587,05	27.6.2016	-2,0	7.596	4.415.995	11.197,8
91	PDBA-R-A	271,00	200,00	271,00	20.6.2016	17,8	4.909	1.130.856	181,2
92	PIKR-R-A	105,08	85,09	86,10	30.6.2016	-28,3	904	87.126	20,1
93	PIVK-R-A	199,99	151,03	151,03	30.5.2016	-20,5	150	25.208	47,9
94	PLAG-R-A	4.499,00	4.250,00	4.350,00	27.6.2016	-2,0	1.697	7.323.953	2.376,5
95	PLCH-R-A	120,00	120,00	120,00	5.2.2016	9,1	70	8.400	15,2
96	PLJK-R-A	15,00	1,01	1,18	14.6.2016	-94,9	2.689	8.062	1,2
97	PUNT-R-A	1,50	0,85	0,90	2.6.2016	50,0	12.323	11.196	1,2
98	QUNE-R-A	9,60	9,60	9,60	21.6.2016	-56,3	500	4.800	21,7
99	RIZO-R-A	114,00	70,38	82,00	30.6.2016	-25,5	32.249	2.932.852	30,7
100	SAPN-R-A	316,99	265,00	279,97	21.6.2016	-12,5	3.079	889.845	184,4
101	SLDM-R-A	33,00	15,15	16,50	24.3.2016	-18,3	4.530	114.619	86,1
102	SLPF-R-A	61,00	41,49	50,00	27.6.2016	11,1	68.618	3.621.559	167,3
103	SLRS-R-A	791,12	680,01	681,00	28.6.2016	-13,9	1.489	1.074.695	420,7
104	SNBA-R-A	57,01	45,00	54,86	23.6.2016	3,5	3.767	197.702	50,4
105	SPVA-R-A	32,00	32,00	32,00	18.5.2016	25,0	100	3.200	120,8
106	SUNH-R-A	24,98	19,26	22,98	30.6.2016	16,1	201.889	4.336.822	446,2
107	THNK-R-A	300,00	201,00	265,03	30.6.2016	-7,0	7.581	2.049.463	50,2
108	TISK-R-A	180,00	130,30	145,00	17.6.2016	-19,4	2.030	323.530	346,1
109	TKPR-R-A	200,02	177,00	177,00	13.6.2016	-41,0	170	32.322	14,5
110	TLM-R-A	10,00	10,00	10,00	24.2.2016	0,0	447	4.470	18,4
111	TOZ-R-A	16,00	16,00	16,00	18.1.2016	-0,1	44	704	3,2
112	TRFM-R-A	110,11	80,00	80,03	30.6.2016	-27,3	432	38.339	2,9
113	TUHO-R-A	3.000,00	2.400,00	2.725,10	29.6.2016	4,8	3.982	10.694.986	999,4
114	VDKT-R-A	358,00	255,13	309,99	30.6.2016	1,6	15.720	4.820.478	141,6
115	VJSN-R-A	6,36	1,49	5,00	23.6.2016	2,0	4.293	20.110	5,3
116	VLEN-R-B	7,99	4,85	6,00	30.6.2016	15,4	154.438	940.924	100,9
117	VPIK-R-A	48,50	29,00	30,00	30.6.2016	-42,3	28.793	1.064.227	45,1
118	ZABA-R-A	42,30	34,50	39,00	30.6.2016	5,5	580.865	22.921.152	12.489,4
119	ZTNJ-R-A	233,36	220,00	228,00	23.6.2016	1,6	909	208.667	46,9
120	ZVCV-R-A	100,12	80,69	90,00	28.6.2016	-16,3	1.808	166.074	27,7
121	ZVZD-R-A	2.946,90	2.465,65	2.800,00	29.6.2016	1,9	665	1.819.388	280,7

1.13 Structured Products Performance

(All prices and turnovers in Kunas, market capitalization in millions of Kunas)

No.	Symbol	High	Low	Last	Date of last trade	Net change (%)	Volume	Turnover	Market Capitalization
Regular Market									
1	EGB-S-DAX	792,00	678,40	704,10	27.6.2016	-14,6	296	216.192	176,0
2	EGB-S-GOLD	899,52	789,60	899,52	29.6.2016	20,9	229	192.819	90,0
3	EGB-S-LBUC	87,20	80,20	80,50	2.5.2016	82,5	28	2.340	20,1
4	EGB-S-LBUD	72,20	57,20	72,20	13.5.2016	164,5	60	3.741	18,1
5	EGB-S-LBUE	70,80	34,30	70,80	24.6.2016	69,4	960	37.538	17,7
6	EGB-S-LBUF	48,20	10,95	46,30	24.6.2016	143,7	1.928	42.299	11,6
7	EGB-S-LDXE	147,40	28,80	86,60	30.6.2016	-53,9	30.347	1.840.473	21,7
8	EGB-S-LDXF	195,40	67,90	121,30	29.6.2016	-47,0	10.650	1.348.861	30,3
9	EGB-S-LDXG	116,40	21,15	22,30	8.2.2016	-85,0	52.026	3.060.194	5,6
10	EGB-S-LDXQ	113,20	27,90	49,50	30.6.2016	-25,0	62.440	3.562.125	12,4
11	EGB-S-LDXS	82,20	21,20	22,70	15.1.2016	-73,8	7.182	275.135	5,7
12	EGB-S-LDXU	39,70	29,10	33,00	5.1.2016	-54,2	3.105	110.110	8,3
13	EGB-S-LDXV	218,80	191,50	217,30	31.5.2016	0,7	130	27.448	54,3
14	EGB-S-LDXZ	46,70	24,80	25,80	5.4.2016	-35,3	8.565	290.339	6,5
15	EGB-S-LGD9	174,16	97,92	156,42	30.5.2016	105,8	51	6.394	15,6
16	EGB-S-LGDB	172,72	172,72	172,72	11.1.2016	8,5	120	20.726	17,3
17	EGB-S-LGDE	1.020,00	736,60	802,96	6.6.2016	-18,2	360	316.361	8,0
18	EGB-S-LHT4	14,10	9,56	9,56	15.1.2016	-43,8	5.502	57.859	0,2
19	EGB-S-LHT7	24,29	20,39	23,42	3.5.2016	7,6	2.978	67.214	0,6
20	EGB-S-LNGE	5,34	0,87	0,87	3.3.2016	-81,4	12.732	33.244	2,2
21	EGB-S-LNGF	8,32	2,20	8,32	30.6.2016	67,7	157.627	597.539	20,8
22	EGB-S-LSLC	33,00	7,10	30,90	27.6.2016	326,8	14.992	196.760	15,5
23	EGB-S-LSLF	36,82	13,38	33,44	21.6.2016	148,4	7.582	165.223	16,7
24	EGB-S-LSPF	25,22	6,15	23,46	30.6.2016	-2,8	115.557	1.330.853	23,5
25	EGB-S-LSPG	12,54	6,14	7,88	13.1.2016	-41,1	882	8.325	7,9
26	EGB-S-LSPH	4,94	4,94	4,94	4.1.2016	-21,1	2.600	12.844	4,9
27	EGB-S-LSPI	29,24	12,38	29,24	10.5.2016	104,2	10.596	158.683	29,2
28	EGB-S-LSPJ	39,00	38,48	39,00	10.5.2016	1,4	10	387	39,0
29	EGB-S-LSPK	19,20	14,60	18,40	20.6.2016	26,0	6.990	111.988	18,4
30	EGB-S-L SPL	12,00	5,60	9,80	30.6.2016	63,3	109.906	877.720	9,8
31	EGB-S-LWLN	55,00	18,50	18,50	11.1.2016	-61,5	1.130	31.947	4,6
32	EGB-S-LWLO	86,60	11,60	12,20	10.2.2016	-85,2	30.016	1.037.946	3,1
33	EGB-S-LWLP	154,30	38,40	154,30	7.6.2016	141,1	3.747	248.815	38,6
34	EGB-S-LWLQ	124,10	37,60	102,00	28.6.2016	42,5	23.045	1.650.774	25,5
35	EGB-S-LWLR	28,00	28,00	28,00	29.3.2016	0,0	40	1.120	7,0
36	EGB-S-SBUE	39,20	8,60	8,70	28.1.2016	-81,7	4.649	84.744	2,2
37	EGB-S-SBUI	50,00	9,70	10,10	2.2.2016	-81,8	5.812	67.789	2,5
38	EGB-S-SBUJ	29,00	29,00	29,00	15.2.2016	0,0	50	1.450	7,3
39	EGB-S-SBUK	34,40	10,60	10,60	3.6.2016	-55,8	806	18.074	2,7
40	EGB-S-SBUL	84,85	35,10	36,20	24.6.2016	-57,3	1.089	44.671	9,1
41	EGB-S-SDXI	248,80	145,90	158,00	2.6.2016	87,2	1.055	160.631	39,5
42	EGB-S-SDXK	211,00	106,20	160,50	17.6.2016	76,8	15.209	2.116.171	40,1
43	EGB-S-SDXS	169,90	73,90	132,80	28.6.2016	141,5	6.063	741.539	33,2
44	EGB-S-SDXT	135,20	25,00	25,00	18.4.2016	-57,0	30.399	1.743.962	6,3
45	EGB-S-SDXU	115,50	34,40	93,50	30.6.2016	-0,2	32.856	2.260.720	23,4
46	EGB-S-SDXV	64,30	22,90	22,90	1.3.2016	-59,9	7.991	276.163	5,7
47	EGB-S-SDXZ	66,00	24,00	39,40	8.3.2016	-29,9	1.728	63.560	9,9
48	EGB-S-SGD7	188,68	55,00	55,00	10.6.2016	-63,8	397	29.099	5,5
49	EGB-S-SGD8	182,00	85,60	85,60	24.6.2016	-61,2	1.212	135.059	8,6
50	EGB-S-SHT3	33,71	22,93	26,28	3.5.2016	-0,2	1.944	51.888	0,4
51	EGB-S-SNG9	14,26	14,26	14,26	18.1.2016	10,5	150	2.139	35,7
52	EGB-S-SNGB	11,06	6,50	6,80	30.6.2016	36,5	1.705	13.822	17,0
53	EGB-S-SNGC	8,28	3,24	3,84	30.6.2016	-53,2	27.890	139.560	9,6
54	EGB-S-SNGD	0,64	0,48	0,48	8.1.2016	-65,2	1.505	803	1,2
55	EGB-S-SSL6	46,34	20,40	20,40	29.6.2016	-62,2	629	25.534	10,2
56	EGB-S-SSL7	39,40	38,40	39,40	15.6.2016	2,6	15	585	19,7
57	EGB-S-SSL8	34,12	10,81	13,90	17.6.2016	-46,6	4.758	73.899	7,0
58	EGB-S-SSLA	16,06	3,78	3,78	19.4.2016	-84,7	2.450	25.736	1,9
59	EGB-S-SSLB	7,18	7,18	7,18	5.2.2016	0,0	180	1.292	3,6
60	EGB-S-SSPD	27,24	6,82	9,98	30.6.2016	-24,7	283.752	3.184.264	10,0

No.	Symbol	High	Low	Last	Date of last trade	Net change (%)	Volume	Turnover	Market Capitalization
61	EGB-S-SSPE	35,16	13,78	16,98	30.6.2016	-9,7	23.138	415.195	17,0
62	EGB-S-SSPF	21,94	3,61	3,66	14.4.2016	-29,9	216.274	2.251.162	3,7
63	EGB-S-SSPG	15,26	3,73	4,46	3.3.2016	-56,4	176.513	1.703.310	4,5
64	EGB-S-SWLH	212,50	208,00	212,50	16.6.2016	1,9	500	105.050	53,1
65	EGB-S-SWLI	159,90	152,60	159,90	10.6.2016	33,4	152	23.756	40,0
66	EGB-S-SWLK	117,00	96,10	105,30	13.6.2016	0,1	262	26.660	26,3
67	EGB-S-SWLM	128,90	47,50	77,30	17.6.2016	-17,7	3.782	276.314	19,3
68	EGB-S-SWLN	98,60	14,40	35,60	30.6.2016	-56,2	34.661	1.202.077	8,9
69	EGB-S-SWLO	110,00	10,70	10,70	29.4.2016	-75,2	17.231	915.921	2,7
70	EGB-S-SWLP	82,00	11,90	19,30	16.3.2016	-61,9	8.596	309.762	4,8
71	EGB-S-WTI	226,40	138,70	213,00	24.6.2016	3,6	16.737	2.907.997	53,3

1.14 Bonds performance

(All prices in % of par value, turnover in HRK)

Symbol	High	Low	Last	Date of last trade	Volume	Turnover
Orderbook trades						
ATGR-O-169A	103,25	103,25	103,25	18.2.2016	3.000	3.098
FNOI-D-167A	99,88	98,85	99,88	10.6.2016	57.374	433.694
FNOI-D-171A	98,38	97,15	98,38	10.6.2016	37.419	277.410
FNOI-D-177A	96,46	95,06	96,46	10.6.2016	28.162	204.463
FNOI-D-181A	95,00	92,54	95,00	29.6.2016	35.476	250.962
FNOI-D-187A	92,00	89,69	91,39	10.6.2016	46.306	319.591
FNOI-D-191A	88,29	86,49	88,29	10.6.2016	9.551	63.241
FNOI-D-197A	88,00	83,04	84,94	10.6.2016	13.886	89.697
MTEL-O-137A	70,00	70,00	70,00	22.1.2016	281.936	755.827
OPTE-O-142A	50,00	30,00	40,00	30.6.2016	1.850.000	240.000
RHMF-O-17BA	108,00	107,45	107,45	11.5.2016	30.175.000	32.475.913
RHMF-O-187A	108,10	107,60	108,10	2.5.2016	50.900	54.860
RHMF-O-19BA	112,40	110,50	112,40	1.6.2016	1.274.000	10.764.463
RHMF-O-203E	117,00	115,10	117,00	15.4.2016	1.037.000	9.065.200
RHMF-O-227E	118,99	117,00	117,00	1.6.2016	53.000	470.336
RHMF-O-247E	116,99	114,50	116,99	1.6.2016	505.840	4.444.110
RHMF-O-257A	107,20	105,00	106,60	14.6.2016	60.589.637	64.130.858
RHMF-O-26CA	104,75	101,95	103,60	24.6.2016	87.084.400	89.959.849
RIBA-O-177A	104,80	102,50	104,00	30.6.2016	1.896.316	14.910.846
RIBA-O-17BA	105,00	105,00	105,00	29.1.2016	5.504.370	5.779.589
Total					190.533.572	234.694.005
Block trades						
RHMF-O-172A	103,35	102,23	102,23	29.6.2016	50.105.296	51.313.876
RHMF-O-17BA	108,00	108,00	108,00	29.2.2016	8.405.000	9.077.400
RHMF-O-187A	107,80	107,80	107,80	29.2.2016	7.500.000	8.085.000
RHMF-O-203A	117,55	115,70	115,70	29.6.2016	45.000.000	52.405.856
RHMF-O-203E	116,54	116,54	116,54	29.6.2016	2.350.000	20.580.368
RHMF-O-247E	115,71	115,71	115,71	29.6.2016	850.000	7.390.947
RHMF-O-257A	106,80	106,80	106,80	29.6.2016	5.750.000	6.140.770
RHMF-O-26CA	104,10	102,22	103,72	29.6.2016	52.164.166	54.015.787
Total					172.124.462	209.010.004
BONDS TOTAL					362.658.034	443.704.009

1.15 OTC Turnover

(All prices in % of par value, turnover in Kunas)

Symbol	High	Low	Last	Date of last trade	Volume	Turnover
ACI-R-A	5.680,00	5.482,50	5.482,50	24.2.2016	15	83.389
ADRS-P-A	388,00	388,00	388,00	31.5.2016	1.537	596.356
ATGR-R-A	815,00	815,00	815,00	13.5.2016	132.615	108.081.225
ERNT-R-A	1.000,00	1.000,00	1.000,00	24.2.2016	89	89.000
GRNL-R-A	140,01	140,00	140,01	4.4.2016	244.420	34.220.022
HT-R-A	143,25	142,41	142,64	30.3.2016	40.487	5.769.186
HUPZ-R-A	1.876,00	1.800,00	1.810,00	18.5.2016	757	1.376.760
IPKK-R-A	42,00	42,00	42,00	17.3.2016	2.608	109.536
JDBA-R-A	235,00	230,00	235,00	17.3.2016	2.000	465.000
JDOS-R-A	2.650,00	2.650,00	2.650,00	23.3.2016	70	185.500
JMNC-R-A	110.000,00	110.000,00	110.000,00	24.5.2016	455	50.050.000
KBZ-R-A	159,10	159,10	159,10	4.1.2016	69.000	10.977.900
KOEI-R-A	636,36	636,36	636,36	27.4.2016	86	54.727
KRAS-R-A	500,91	500,91	500,91	12.2.2016	93.772	46.971.333
LKRI-R-A	47,00	47,00	47,00	12.5.2016	19.333	908.651
MAIS-R-A	217,57	217,57	217,57	27.4.2016	469	102.040
PIVK-R-A	150,00	150,00	150,00	29.6.2016	136	20.400
RIVP-R-A	25,00	25,00	25,00	24.3.2016	66.545	1.663.625
SCOS-R-A	372,53	372,53	372,53	4.1.2016	21.000	7.823.130
VART-R-1	14,00	14,00	14,00	17.2.2016	5.000	70.000
VLEN-R-B	5,50	5,50	5,50	1.4.2016	21.154	116.347
ATGR-O-169A	103,25	101,65	101,65	23.5.2016	4.786.700	4.911.194
FNOI-D-167A	98,99	98,99	98,99	1.2.2016	32.357	245.259
FNOI-D-171A	97,33	97,33	97,33	1.2.2016	24.272	180.886
FNOI-D-177A	95,27	95,27	95,27	1.2.2016	17.195	125.433
FNOI-D-181A	92,77	92,77	92,77	1.2.2016	18.554	131.796
FNOI-D-187A	89,94	89,94	89,94	1.2.2016	15.064	103.742
FNOI-D-191A	86,74	86,74	86,74	1.2.2016	12.243	81.317
FNOI-D-197A	83,30	83,30	83,30	1.2.2016	11.332	72.280
HP-O-19BA	105,50	105,23	105,40	19.5.2016	15.800.289	16.648.485
JDGL-O-20CA	101,50	101,50	101,50	14.4.2016	150.000	152.250
JRLN-O-17AA	103,43	103,20	103,43	15.6.2016	300.000	2.342.464
RHMF-O-167A	102,40	100,60	100,60	13.6.2016	811.420.700	828.112.621
RHMF-O-172A	103,52	102,10	102,15	30.6.2016	1.358.891.556	1.403.039.256
RHMF-O-17BA	108,50	106,65	106,70	30.6.2016	2.385.290.150	2.572.567.966
RHMF-O-187A	108,20	106,35	106,70	30.6.2016	2.802.363.732	3.013.701.438
RHMF-O-19BA	112,66	110,10	111,86	30.6.2016	122.095.778	1.026.321.789
RHMF-O-203A	118,00	115,65	115,95	21.6.2016	127.130.000	148.291.523
RHMF-O-203E	117,75	115,36	116,36	23.6.2016	65.619.015	577.243.687
RHMF-O-227E	120,05	108,40	118,10	20.6.2016	30.523.300	272.730.657
RHMF-O-247E	117,30	114,95	116,25	28.6.2016	6.972.900	61.463.098
RHMF-O-257A	107,62	105,20	107,51	1.6.2016	575.641.269	615.279.893
RHMF-O-26CA	104,85	101,40	103,94	30.6.2016	2.267.779.076	2.343.896.025
RIBA-O-177A	104,70	103,70	103,70	1.6.2016	720.000	5.675.221
RIBA-O-17BA	104,90	103,75	104,90	26.1.2016	5.945.000	6.226.483
Total					10.582.282.030	13.169.278.890

2 Members

2.1 Top 10 Members by Equity Turnover

Rank	Member	Equity turnover (HRK)	Market share (%)
1	Interkapital vrijednosni papiri d.o.o.	916.629.849	29,28
2	Hypo Alpe-Adria-Bank d.d.	480.435.589	15,34
3	Erste&Steiermarkische Bank d.d.	422.713.173	13,50
4	Zagrebačka banka d.d.	309.640.922	9,89
5	Fima vrijednosnice d.o.o.	266.099.347	8,50
6	Privredna banka Zagreb d.d.	255.044.363	8,15
7	HITA vrijednosnice d.d.	173.868.289	5,55
8	Agram brokeri d.d.	91.822.886	2,93
9	Raiffeisenbank Austria d.d.	60.204.749	1,92
10	Societe Generale-Splitska banka d.d.	39.946.865	1,28

2.2 Top 10 Members by Structured Products Turnover

Rank	Member	Structured Products turnover (HRK)	Market share (%)
1	Erste&Steiermarkische Bank d.d.	40.849.271	51,91
2	Agram brokeri d.d.	15.352.321	19,51
3	Interkapital vrijednosni papiri d.o.o.	6.316.802	8,03
4	Privredna banka Zagreb d.d.	6.211.805	7,89
5	Podravska banka d.d.	3.533.023	4,49
6	HITA vrijednosnice d.d.	2.344.078	2,98
7	Zagrebačka banka d.d.	1.557.073	1,98
8	Fima vrijednosnice d.o.o.	942.060	1,20
9	Antea brokeri d.o.o.	763.360	0,97
10	Hrvatska poštanska banka d.d.	492.770	0,63

2.3 Top 10 Members by Bond Turnover

Rank	Member	Bond turnover (HRK)	Market share (%)
1	Agram brokeri d.d.	257.430.458	29,01
2	Interkapital vrijednosni papiri d.o.o.	189.295.068	21,33
3	Erste&Steiermarkische Bank d.d.	116.708.723	13,15
4	Raiffeisenbank Austria d.d.	98.415.816	11,09
5	Privredna banka Zagreb d.d.	86.255.227	9,72
6	Zagrebačka banka d.d.	57.066.667	6,43
7	Podravska banka d.d.	53.950.775	6,08
8	Societe Generale-Splitska banka d.d.	16.103.582	1,81
9	Hrvatska poštanska banka d.d.	4.306.021	0,49
10	Croatia banka d.d.	3.938.133	0,44

2.4 Top 10 Members by Total Turnover

Rank	Member	Total turnover (HRK)	Market share (%)
1	Interkapital vrijednosni papiri d.o.o.	1.112.241.719	27,15
2	Erste&Steiermarkische Bank d.d.	580.271.168	14,16
3	Hypo Alpe-Adria-Bank d.d.	481.805.103	11,76
4	Zagrebačka banka d.d.	368.264.662	8,99
5	Agram brokeri d.d.	364.605.665	8,90
6	Privredna banka Zagreb d.d.	347.511.395	8,48
7	Fima vrijednosnice d.o.o.	267.802.647	6,54
8	HITA vrijednosnice d.d.	177.889.488	4,34
9	Raiffeisenbank Austria d.d.	158.620.565	3,87
10	Podravska banka d.d.	74.747.248	1,82

2.5 Top 10 Members by Number of Trades

Rank	Member	Number of trades	Market share (%)
1	Agram brokeri d.d.	22.725	18,16
2	HITA vrijednosnice d.d.	18.822	15,04
3	Interkapital vrijednosni papiri d.o.o.	15.489	12,38
4	Privredna banka Zagreb d.d.	14.514	11,60
5	Erste&Steiermarkische Bank d.d.	12.442	9,94
6	Zagrebačka banka d.d.	9.465	7,56
7	Fima vrijednosnice d.o.o.	9.176	7,33
8	Hypo Alpe-Adria-Bank d.d.	3.489	2,79
9	Raiffeisenbank Austria d.d.	3.415	2,73
10	Societe Generale-Splitska banka d.d.	3.372	2,69

2.6 Stocks with Market Makers

	Symbol	Issuer	Market Maker
1	ADPL-R-A	AD Plastik d.d.	Erste&Steiermärkische Bank d.d.
2	ADPL-R-A	AD Plastik d.d.	Interkapital vrijednosni papiri d.o.o.
3	ATGR-R-A	Atlantic Grupa d.d.	Interkapital vrijednosni papiri d.o.o.
4	ATGR-R-A	Atlantic Grupa d.d.	Zagrebačka banka d.d.
5	DDJH-R-A	Đuro Đaković Holding d.d.	Erste&Steiermärkische Bank d.d.
6	HT-R-A	Hrvatski Telekom d.d.	Erste&Steiermärkische Bank d.d.
7	HT-R-A	Hrvatski Telekom d.d.	Interkapital vrijednosni papiri d.o.o.
8	KOEI-R-A	Končar - Elektroindustrija d.d.	Interkapital vrijednosni papiri d.o.o.
9	LEDO-R-A	Ledo d.d.	Raiffeisenbank Austria d.d.
10	PODR-R-A	Podravka d.d.	Interkapital vrijednosni papiri d.o.o.
11	PODR-R-A	Podravka d.d.	Zagrebačka banka d.d.
12	TPNG-R-A	Tankerska Next Generation d.d.	Interkapital vrijednosni papiri d.o.o.
13	ULPL-R-A	Uljanik Plovidba d.d.	Raiffeisenbank Austria d.d.
14	RIVP-R-A	VALAMAR RIVIERA d.d.	Interkapital vrijednosni papiri d.o.o.
15	RIVP-R-A	VALAMAR RIVIERA d.d.	Zagrebačka banka d.d.

3 Corporate Actions

3.1 New Listings

3.1.1 Bonds

	Issuer	Listing date	Number of listed bonds	Nominal value
Official Market				
JDGL-O-20CA	JADRAN - GALENSKI LABORATORIJ d. d.	23.03.2016.	200.000.000	1,00 HRK
ATGR-O-216A	ATLANTIC GRUPA d.d.	17.06.2016.	200.000.000	1,00 HRK

3.1.2 Structured Products

Symbol	Instrument name	Issuer	Listing date	Number of listed
Regular Market				
EGB-S-LGDD	Turbos zlato long	Erste Group Bank AG	20.01.2016.	100.000
EGB-S-SDXU	Turbos DAX short	Erste Group Bank AG	20.01.2016.	250.000
EGB-S-SDXT	Turbos DAX short	Erste Group Bank AG	20.01.2016.	250.000
EGB-S-LSPI	Turbos E-mini S&P 500 long	Erste Group Bank AG	20.01.2016.	1.000.000
EGB-S-SSPG	Turbos E-mini S&P 500 short	Erste Group Bank AG	20.01.2016.	1.000.000
EGB-S-LWLP	Turbos WTI light sweet (nafta) long	Erste Group Bank AG	20.01.2016.	250.000
EGB-S-SWLP	Turbos WTI light sweet (nafta) short	Erste Group Bank AG	20.01.2016.	250.000
EGB-S-LHT7	Turbos HRVATSKI TELEKOM	Erste Group Bank AG	28.01.2016.	25.000
EGB-S-SDXZ	Turbos DAX short	Erste Group Bank AG	11.02.2016.	250.000
EGB-S-SDXV	Turbos DAX short	Erste Group Bank AG	11.02.2016.	250.000
EGB-S-LBUE	Turbos EURO BUND FUTURE long	Erste Group Bank AG	11.02.2016.	250.000
EGB-S-SBUK	Turbos EURO BUND FUTURE short	Erste Group Bank AG	11.02.2016.	250.000
EGB-S-SBUJ	Turbos EURO BUND FUTURE short	Erste Group Bank AG	11.02.2016.	250.000
EGB-S-LDXV	Turbos DAX long	Erste Group Bank AG	18.02.2016.	250.000
EGB-S-LSPJ	Turbos E-mini S&P 500 long	Erste Group Bank AG	18.02.2016.	1.000.000
EGB-S-LBUF	Turbos EURO BUND FUTURE long	Erste Group Bank AG	18.02.2016.	250.000
EGB-S-LGDE	Turbos zlato long	Erste Group Bank AG	18.02.2016.	10.000
EGB-S-LWLQ	Turbos WTI light sweet (nafta) long	Erste Group Bank AG	03.03.2016.	250.000
EGB-S-LDXQ	Turbos DAX long	Erste Group Bank AG	03.03.2016.	250.000
EGB-S-SBUL	Turbos EURO BUND FUTURE short	Erste Group Bank AG	03.03.2016.	250.000
EGB-S-LSPK	Turbos E-mini S&P 500 long	Erste Group Bank AG	03.03.2016.	1.000.000
EGB-S-LDXZ	Turbos DAX long	Erste Group Bank AG	22.03.2016.	250.000
EGB-S-LSPL	Turbos E-mini S&P 500 long	Erste Group Bank AG	22.03.2016.	1.000.000
EGB-S-LWLR	Turbos WTI light sweet (nafta) long	Erste Group Bank AG	22.03.2016.	250.000

3.2 Delistings

3.2.1 Equities

Symbol	Issuer	Last trading date	Delisting date
Official Market			
VERN-R-A	Genera d.d.	17.02.2016.	18.02.2016.
Regular Market			
TOZ-R-A	TOZ Penkala, Tvornica olovaka Zagreb d.d. u stečaju	18.01.2016.	19.01.2016.
SCOS-R-A	SUNCE OSIGURANJE d.d.	17.02.2016.	18.02.2016.

3.2.2 Bonds

Symbol	Issuer	Last trading date	Delisting date
Official Market			
JDGL-O-166A	JADRAN – GALENSKI LABORATORIJ d.d.	07.06.2016.	10.06.2016.
FNOI-D-167A	Fond za naknadu oduzete imovine	28.06.2016.	01.07.2016.

3.2.3 Structured Products

Symbol	Product name	Issuer	Last trading date	Delisting date
Regular Market				
EGB-S-LSPH	Turbos E-mini S&P 500 long	Erste Group Bank AG	05.01.2016.	05.01.2016.
EGB-S-LDXU	Turbos DAX long	Erste Group Bank AG	07.01.2016.	07.01.2016.
EGB-S-SNGD	Turbos HENRY HUB N.GAS short	Erste Group Bank AG	11.01.2016.	11.01.2016.
EGB-S-LWLN	Turbos WTI light sweet (nafta) long	Erste Group Bank AG	12.01.2016.	12.01.2016.
EGB-S-LSPG	Turbos E-mini S&P 500 long	Erste Group Bank AG	14.01.2016.	14.01.2016.
EGB-S-LHT4	Turbos HRVATSKI TELEKOM	Erste Group Bank AG	15.01.2016.	15.01.2016.
EGB-S-LDXS	Turbos DAX long	Erste Group Bank AG	15.01.2016.	15.01.2016.
EGB-S-SGDA	Turbos zlato short	Erste Group Bank AG	27.01.2016.	27.01.2016.
EGB-S-SBUE	Turbos EURO BUND FUTURE short	Erste Group Bank AG	28.01.2016.	28.01.2016.
EGB-S-SBUI	Turbos EURO BUND FUTURE short	Erste Group Bank AG	03.02.2016.	03.02.2016.
EGB-S-LDXG	Turbos DAX long	Erste Group Bank AG	08.02.2016.	08.02.2016.
EGB-S-SSLB	Turbos srebro short	Erste Group Bank AG	08.02.2016.	08.02.2016.
EGB-S-LWLO	Turbos WTI light sweet (nafta) long	Erste Group Bank AG	10.02.2016.	10.02.2016.
EGB-S-SGD9	Turbos zlato short	Erste Group Bank AG	11.02.2016.	11.02.2016.
EGB-S-SBUJ	Turbos EURO BUND FUTURE short	Erste Group Bank AG	29.02.2016.	29.02.2016.
EGB-S-SDXV	Turbos DAX short	Erste Group Bank AG	02.03.2016.	02.03.2016.
EGB-S-LNGE	Turbos HENRY HUB N.GAS long	Erste Group Bank AG	03.03.2016.	03.03.2016.
EGB-S-SSPG	Turbos E-mini S&P 500 short	Erste Group Bank AG	04.03.2016.	04.03.2016.
EGB-S-SDXZ	Turbos DAX short	Erste Group Bank AG	10.03.2016.	10.03.2016.
EGB-S-SWLP	Turbos WTI light sweet (nafta) long	Erste Group Bank AG	17.03.2016.	17.03.2016.
EGB-S-LWLR	Turbos WTI light sweet (nafta) long	Erste Group Bank AG	04.04.2016.	04.04.2016.

Symbol	Product name	Issuer	Last trading date	Delisting date
EGB-S-LDXZ	Turbos DAX long	Erste Group Bank AG	05.04.2016.	05.04.2016.
EGB-S-SSPF	Turbos E-mini S&P 500 short	Erste Group Bank AG	15.04.2016.	15.04.2016.
EGB-S-SDXT	Turbos DAX short	Erste Group Bank AG	19.04.2016.	19.04.2016.
EGB-S-SSLA	Turbos srebro short	Erste Group Bank AG	20.04.2016.	20.04.2016.
EGB-S-SWLO	Turbos WTI light sweet (nafta) short	Erste Group Bank AG	29.04.2016.	29.04.2016.
EGB-S-SBUK	Turbos EURO BUND FUTURE short	Erste Group Bank AG	08.06.2016.	08.06.2016.
EGB-S-SGD7	Turbos zlato short	Erste Group Bank AG	16.06.2016.	16.06.2016.

3.3 Listing of additional issues

3.3.1 Equities

Symbol	Issuer	Listing date	Number of additional shares	Total number of listed shares
Regular Market				
3MAJ-R-A	3. MAJ Brodogradilište d. d.	26.01.2016.	100.000	1.462.140
HPDG-R-A	HOTELI PODGORA d.d.*	28.01.2016.	2.250.000	2.616.250
AUHR-R-A	AUTO HRVATSKA d.d.	03.03.2016.	100.000	600.000

3.3.2 Bonds

Symbol	Issuer	Listing date	Number of additional bonds	Total number of listed bonds
Official Market				
RHMF-O-26CA	Ministarstvo financija RH	18.03.2016.	4.000.000.000	10.000.000.000

3.4 Capital Decreases

Symbol	Issuer	Date	Before		After	
			No. of shares	Nom. (HRK)	No. of shares	Nom. (HRK)
Regular Market						
JDPL-R-A	JADROPLOV d.d.	11.01.2016	1.636.674	360,00	1.636.674	210,00
QUNE-R-A	Quaestus nekretnine d.d. u likvidaciji	15.06.2016.	2.255.463	80,00*	2.255.463	70,00

3.5 Nominal Value Changes and Capital Increases

Symbol	Issuer	Date	Before		After	
			No. of shares	Nom. (HRK)	No. of shares	Nom. (HRK)
Regular Market						
KABA-R-B	KARLOVAČKA BANKA d.d.	30.06.2016.	14.231.352	10,00	16.231.352	10,00

3.6 Securities conversion

Security transitional	Security	Issuer	No. of shares	Date	Ratio
		Regular Market			
HPDG-R-B	HPDG-R-A	HOTELI PODGORA d.d.	2.250.000	01.02.2016.	1:1

4 Listed Financial Instruments

4.1 Stocks

No..	Symbol	Issuer	Listed quantity	Nominal value	Free float (%)
Official Market					
1	ADPL-R-A	AD Plastik d.d.	4.199.584	100 HRK	64,18
2	ATGR-R-A	Atlantic Grupa d.d.	3334300	40 HRK	44,00
3	CROS-P-A	Croatia osiguranje d.d.	8.750	1.400 HRK	35,78
4	CROS-R-A	Croatia osiguranje d.d.	420.947	1.400 HRK	9,08
5	DLKV-R-A	Dalekovod d.d.	24.719.305	10 HRK	38,92
6	GRNL-R-A	Granolio d.d.	1.901.643	10 HRK	32,69
7	HPB-R-A	HPB d.d.	2.024.625	600 HRK	27,86
8	HT-R-A	HT d.d.	81.888.535		42,34
9	IGH-R-A	Institut IGH d.d.	613.709	190 HRK	40,44
10	ILRA-R-A	Ilirija d.d.	274.286	550 HRK	25,33
11	INA-R-A	Ina d.d.	10.000.000	900 HRK	6,08
12	KOEI-R-A	Končar - elektroindustrija d.d.	2.572.119	470 HRK	99,77
13	LEDO-R-A	Ledo d.d.	313.920	380 HRK	49,86
14	LKPC-R-A	Luka Ploče d.d.	422.967	400 HRK	69,42
15	LKRI-R-A	Luka Rijeka d.d.	13.480.475	40 HRK	47,61
16	MDKA-R-A	Medika d.d.	30.194	6.500 HRK	11,02
17	MGMA-R-A	Magma d.d.	4.874.160	10 HRK	34,32
18	OPTE-R-A	OT-OPTIMA TELEKOM d.d.	63.556.808	10 HRK	40,66
19	PODR-R-A	Podravka d.d.	7.120.003	220 HRK	69,99
20	PTKM-R-A	Petrokemija d.d.	12.871.180	30 HRK	20,15
21	RIVP-R-A	VALAMAR RIVIERA d.d.	126.027.542		54,78
22	TPNG-R-A	TANKERSKA NEXT GENERATION d.d.	8.733.345		48,84
23	ULPL-R-A	Uljanik Plovidba d.d.	580.000	400 HRK	83,53
24	ULJN-R-A	ULJANIK, d. d.	3.356.250	30 HRK	79,22
25	VART-R-1	Varteks d. d.	2.220.807	50 HRK	53,52
26	VIRO-R-A	VIRO TVORNICA ŠEĆERA d.d.	1.386.667		27,06
Regular Market					
27	3MAJ-R-A	3. MAJ Brodogradilište d. d.	1.462.140	100 HRK	14,54
28	ACI-R-A	ACI d. d.	111.060	3.600 HRK	14,67
29	ADRS-P-A	Adris grupa d.d.	6.784.100	10 HRK	100,00
30	ADRS-R-A	Adris grupa d.d.	9.615.900	10 HRK	49,70
31	AGMM-R-A	Agromeđimurje d.d.	37.390	1.400 HRK	29,15
32	AMDN-R-A	Apartmani Medena d.d.	765.376	300 HRK	84,68
33	ARNT-R-A	Arenaturist d. d.	2.182.500	20 HRK	34,36
34	ATLN-R-A	Excelsa nekretnine d.d.	3.335.801		14,17

No..	Symbol	Issuer	Listed quantity	Nominal value	Free float (%)
35	ATPL-R-A	Atlantska plovidba d.d.	1.395.520	300 HRK	78,18
36	AUHR-R-A	Auto Hrvatska d.d. Zagreb	600.000	100 HRK	61,82
37	BD62-R-A	Badel 1862 d.d.	752.106	100 HRK	30,44
38	BDMR-R-A	Brodamerkur d.d.	99.331	1.900 HRK	7,09
39	BLKL-R-A	Bilokalnik-IPA d.d.	499.582	300 HRK	6,31
40	BLJE-R-A	Belje d.d. Darda	8.215.487	40 HRK	49,49
41	BPBA-R-A	VABA d.d.	1.787.111		46,47
42	BRIN-R-A	ZAIF Breza d.d.	506.000	30 HRK	34,38
43	BRNK-R-A	Brionka d. d.	132.410	380 HRK	36,43
44	CHAG-R-A	Chromos agro d.d.	120.497	300 HRK	39,85
45	CKML-R-A	Čakovečki mlinovi d.d.	105.000	740 HRK	54,32
46	CRAL-R-A	Croatia airlines d.d.	9.899.755	10 HRK	3,20
47	CTKS-R-A	Čateks d.d.	246.201	200 HRK	56,13
48	DALS-R-A	Dalma d.d.	1.241.157	370 HRK	5,22
49	DDJH-R-A	Đuro Đaković holding d.d.	7.596.684	20 HRK	38,39
50	DTR-R-A	DTR d.d.	107.850	370 HRK	8,70
51	DUPM-R-A	Dubrovačko primorje d.d.	354.410	300 HRK	8,08
52	ELKL-R-A	Elektrometal d.d.	83.867	380 HRK	58,20
53	ELKP-R-A	Elektroprojekt d.d.	89.800	380 HRK	60,68
54	ELPR-R-A	Elektropromet d.d.	334.860	300 HRK	41,64
55	ERNT-R-A	Ericsson Nikola Tesla d.d.	1.331.650	100 HRK	50,69
56	FMPS-R-A	ZAIF Proprius d.d.	2.003.172	60 HRK	50,47
57	FNVC-R-A	Finvest Corp d. d.	617.751	250 HRK	9,26
58	HBRL-R-A	Hoteli Brela d.d.	14.354.170	10 HRK	10,42
59	HBVD-R-A	Hoteli Baška voda d.d.	286.383	80 HRK	7,72
60	HDEL-R-A	Hidroelektra niskogradnja d.d.	623.881	50 HRK	63,12
61	HHLD-R-A	Hoteli Haludovo Malinska d.d.	10.732.908	20 HRK	21,62
62	HIMR-R-A	Imperial d.d.	635.855	400 HRK	51,11
63	HJDR-R-A	Hoteli Jadran d.d.	107.115	700 HRK	13,47
64	HMAM-R-A	Hoteli Makarska d.d.	1.119.470	200 HRK	10,19
65	HMDN-R-A	Hotel Medena d.d.	393.800	300 HRK	17,07
66	HMST-R-A	Hoteli Maestral d.d.	515.720	200 HRK	17,38
67	HPDG-R-A	MEDORA HOTELI I LJETOVALIŠTA d.d.	2.616.250	10 HRK	7,27
68	HTCP-R-A	Hoteli Tučepi, d.d.	548.200	300 HRK	8,59
69	HTPK-R-A	HTP Korčula d.d.	1.746.460	50 HRK	42,74
70	HTPO-R-A	HTP Orebić d.d.	475.820	100 HRK	13,71
71	HUPZ-R-A	HUP - Zagreb d.d.	431.992	470 HRK	35,91
72	HVDC-R-A	Hoteli Vodice d.d.	468.634		14,27
73	HZLA-R-A	Hoteli Zlatni rat d.d.	725.519	360 HRK	25,10
74	HZVG-R-A	Hoteli Živogošće d.d.	302.760	10 HRK	26,48
75	IKBA-P-A	Istarska kreditna banka Umag d.d.	3.026	1.100 HRK	56,08

No..	Symbol	Issuer	Listed quantity	Nominal value	Free float (%)
76	IKBA-R-A	Istarska kreditna banka Umag d.d.	144.974	1.100 HRK	50,79
77	IMZV-R-A	Imunološki zavod d.d.	225.284	380 HRK	26,59
78	INGR-R-A	Ingra d.d.	13.545.200		94,29
79	IPKK-R-A	Termes grupa d.d.	715.090	100 HRK	10,40
80	ISTR-R-A	ISTRA d.d.	64.980	1.700 HRK	15,72
81	JDGT-R-A	Jadroagent d.d.	110.845	450 HRK	100,00
82	JDOS-R-A	Jadransko osiguranje d.d.	125.000	400 HRK	70,73
83	JDPL-R-A	Jadroplov d.d.	1.636.674	210 HRK	29,97
84	JDRF-R-A	Jadran film d.d.	163.470	100 DEM	11,73
85	JDTC-R-A	Jadran d.d.	141.633	300 HRK	27,46
86	JLSA-R-A	Jelsa d.d.	1.343.473	70 HRK	3,19
87	JMNC-R-A	Jamnica d.d.	22.126	3.800 HRK	18,52
88	JNAF-R-A	Janaf d.d.	1.007.658	2.830 HRK	8,64
89	KABA-P-A	Karlovačka banka d.d.	10.824	100 HRK	34,58
90	KABA-R-A	Karlovačka banka d.d.	1.328.233	10 HRK	66,54
91	KBZ-R-A	Kreditna banka Zagreb d.d.	1.937.753	100 HRK	20,02
92	KMSK-R-A	KAMENSKO d.d. u stečaju	212.671	400 HRK	60,26
93	KODT-P-A	Končar - distributivni i specijalni transformatori d.d.	61.428	300 HRK	90,74
94	KODT-R-A	Končar - distributivni i specijalni transformatori d.d.	194.188	300 HRK	26,99
95	KOES-R-A	Koestlin d.d.	130.276	700 HRK	12,01
96	KOKA-R-A	Koka d.d.	903.220	200 HRK	7,62
97	KOSK-P-A	Končar - sklopna postrojenja d.d.	40.718	130 HRK	79,50
98	KOSK-R-A	Končar - sklopna postrojenja d.d.	82.502	130 HRK	8,15
99	KRAS-R-A	Kraš d.d.	1.373.621	400 HRK	52,31
100	KTJV-R-A	Kutjevo d.d.	5.726.429	50 HRK	6,71
101	KTKS-R-A	Koteks d.d.	669.467	50 HRK	9,77
102	LPLH-R-A	Lošinjska plovidba - holding d.d.	662.416	350 HRK	43,32
103	LRH-R-A	Liburnia Riviera Hoteli d.d.	302.641	2.300 HRK	17,08
104	LURA-R-A	Dukat d.d.	3.000.000	100 HRK	6,30
105	MAIS-R-A	Maistra d. d.	10.944.339		10,89
106	MIV-R-A	MIV d.d.	15.018	3.700 HRK	42,07
107	MRSK-R-A	MARASKA d.d.	998.833	70 HRK	2,50
108	NVBA-R-A	Nava banka d.d. u stečaju	426.981	30 HRK	32,01
109	OLVD-R-A	Olympia Vodice d.d.	468.786		6,47
110	PAN-R-A	PAN - Trgopromet d.d.	532.207	100 HRK	7,19
111	PBZ-R-A	PBZ d.d.	19.074.769	100 HRK	2,19
112	PDBA-R-A	Podravska banka d.d.	668.749	400 HRK	45,06
113	PIKR-R-A	PIK d. d.	233.460	350 HRK	46,41
114	PIVK-R-A	PIK-Vinkovci d.d.	317.225	400 HRK	32,62
115	PLAG-P-A	Plava laguna d.d.	105.000	1.000 HRK	

No..	Symbol	Issuer	Listed quantity	Nominal value	Free float (%)
116	PLAG-R-A	Plava laguna d.d.	546.318		17,99
117	PLCH-R-A	Palace hotel Zagreb d.d.	126.726	400 HRK	12,64
118	PLJK-R-A	Puljanka d.d.	1.055.558	100 HRK	30,13
119	PUNT-P-A	Pounje d.d.	300.000	10 HRK	
120	PUNT-R-A	Pounje d.d.	1.333.350	10 HRK	81,63
121	QUNE-R-A	Quaestus nekretnine d.d. u likvidaciji	2.255.463	80 HRK	80,96
122	RIZO-R-A	RIZ-odašiljači d.d.	374.179	370 HRK	44,83
123	SAPN-R-A	Saponia d.d.	658.564		12,22
124	SLPF-R-A	SZAI F d.d.	3.346.418	20 HRK	43,51
125	SLRS-R-A	Solaris d.d.	617.719	300 HRK	7,96
126	SNBA-R-A	Slatinska banka d.d.	918.972	100 HRK	69,22
127	SPVA-R-A	Spačva d.d. Vinkovci	3.776.522	20 HRK	1,77
128	SUNH-R-A	Sunčani Hvar d.d.	19.418.785	20 HRK	8,01
129	THNK-R-A	Tehnika d.d.	189.460	900 HRK	69,93
130	TISK-R-A	Tisak d.d.	2.386.587	100 HRK	16,54
131	TKPR-R-A	Tekstilpromet d.d.	81.842	400 HRK	48,29
132	TLM-R-A	TLM d.d. u stečaju	1.840.082		11,96
133	TNKC-R-A	Tankerkomerc d.d.	34.182	1.880 HRK	57,64
134	TRFM-R-A	Terra firma d. d.	36.000	1.000 HRK	30,12
135	TRMD-R-A	Terra Mediterranea d.d.	230.997	100 HRK	56,67
136	TUHO-R-A	Turisthotel d.d.	366.756	580 HRK	62,77
137	VDKT-R-A	Viadukt d.d.	456.813	300 HRK	78,26
138	VDZG-R-A	Vodoprivreda Zagreb d.d.	395.449	100 HRK	9,88
139	VJSN-R-A	Vjesnik d.d.	1.061.683	100 HRK	20,85
140	VLEN-R-B	BRODOGRADILIŠTE VIKTOR LENAC d. d.	16.813.247	10 HRK	15,33
141	VPIK-R-A	Vupik d.d.	1.503.254	40 HRK	37,51
142	ZABA-R-A	Zagrebačka banka d.d.	320.241.955	20 HRK	3,80
143	ZPKL-R-A	Zagrebačke pekarnice Klara d.d.	283.760	400 HRK	24,32
144	ZTNJ-R-A	Žitnjak d.d.	205.643	690 HRK	10,57
145	ZVCV-R-A	Zvečevo d.d.	307.808	200 HRK	37,00
146	ZVZD-R-A	Zvijezda d.d.	100.257	2.000 HRK	31,20

4.2 Bonds

Symbol	Issuer	Nominal value	Listed quantity	Coupon rate	Maturity
Official Market					
ATGR-O-169A	Atlantic Grupa d.d.	1 HRK	115.000.000	6,7500	20.9.2016
ATGR-O-216A	Atlantic Grupa d.d.	1 HRK	200.000.000	3,1250	17.6.2021
DLKV-O-302A	Dalekovod d.d.	1 HRK	16.177.185	4,0000	14.2.2030
DLKV-O-302E	Dalekovod d.d.	1 EUR	1.235.713	4,0000	14.2.2030
FNOI-D-167A	Fond za naknadu oduzete imovine	1 EUR	5.908.013	0,0000	1.7.2016

Symbol	Issuer	Nominal value	Listed quantity	Coupon rate	Maturity
FNOI-D-171A	Fond za naknadu oduzete imovine	1 EUR	5.908.013	0,0000	1.1.2017
FNOI-D-177A	Fond za naknadu oduzete imovine	1 EUR	5.908.013	0,0000	1.7.2017
FNOI-D-181A	Fond za naknadu oduzete imovine	1 EUR	5.908.013	0,0000	1.1.2018
FNOI-D-187A	Fond za naknadu oduzete imovine	1 EUR	5.908.013	0,0000	1.7.2018
FNOI-D-191A	Fond za naknadu oduzete imovine	1 EUR	5.908.013	0,0000	1.1.2019
FNOI-D-197A	Fond za naknadu oduzete imovine	1 EUR	5.908.013	0,0000	1.7.2019
GDRI-O-167A	Grad Rijeka	1 EUR	24.574.513	4,1250	18.7.2016
GDST-O-177A	Grad Split	1 EUR	8.200.000	6,0000	8.7.2017
HEP-O-17CA	HEP d.d.	1 HRK	700.000.000	6,5000	7.12.2017
HOTR-O-173A	Hospitalija trgovina d.o.o.	1 EUR	7.715.000	9,7500	23.3.2017
HP-O-19BA	HP - Hrvatska pošta d.d.	1 HRK	400.000.000	5,1250	10.11.2019
IGH-O-176A	Institut IGH d.d.	1 EUR	10.000.000	9,0000	6.6.2017
INGR-O-11CA	Ingra d.d.	1 HRK	162.425.661	6,1250	6.12.2016
JDGL-O-20CA	JADRAN - GALENSKI LABORATORIJ d. d.	1 HRK	200.000.000	5,8125	21.12.2020
JRLN-O-17AA	Jadrolinija	1 EUR	11.000.000	6,5000	24.10.2017
MTEL-O-137A	Metronet telekomunikacije d.d.	1 EUR	19.800.000	4,5000	19.3.2022
OPTE-O-142A	OT-OPTIMA TELEKOM d.d.	1 HRK	250.000.000	5,2500	30.5.2022
RHMF-O-167A	Ministarstvo financija Republike Hrvatske	1 HRK	3.500.000.000	5,7500	22.7.2016
RHMF-O-172A	Ministarstvo financija Republike Hrvatske	1 HRK	5.500.000.000	4,7500	8.2.2017
RHMF-O-17BA	Ministarstvo financija Republike Hrvatske	1 HRK	4.000.000.000	6,2500	25.11.2017
RHMF-O-187A	Ministarstvo financija Republike Hrvatske	1 HRK	6.000.000.000	5,2500	10.7.2018
RHMF-O-19BA	Ministarstvo financija Republike Hrvatske	1 EUR	1.000.000.000	5,3750	29.11.2019
RHMF-O-203A	Ministarstvo financija Republike Hrvatske	1 HRK	5.000.000.000	6,7500	5.3.2020
RHMF-O-203E	Ministarstvo financija Republike Hrvatske	1 EUR	1.000.000.000	6,5000	5.3.2020
RHMF-O-227E	Ministarstvo financija Republike Hrvatske	1 EUR	1.000.000.000	6,5000	22.7.2022
RHMF-O-247E	Ministarstvo financija Republike Hrvatske	1 EUR	1.400.000.000	5,7500	10.7.2024
RHMF-O-257A	Ministarstvo financija Republike Hrvatske	1 HRK	6.000.000.000	4,5000	9.7.2025
RHMF-O-26CA	Ministarstvo financija Republike Hrvatske	1 HRK	10.000.000.000	4,2500	14.12.2026
RIBA-O-177A	Erste&Steiermärkische Bank d. d.	1 EUR	80.000.000	6,5000	18.7.2017
RIBA-O-17BA	Erste&Steiermärkische Bank d. d.	1 HRK	300.000.000	5,8750	23.11.2017
ATGR-O-169A	Atlantic Grupa d.d.	1 HRK	115.000.000	6,7500	20.9.2016
ATGR-O-216A	Atlantic Grupa d.d.	1 HRK	200.000.000	3,1250	17.6.2021
Regular Market					
GROS-O-17AA	Grad Osijek	1 HRK	25.000.000	5,5000	30.10.2017
GRVI-O-17AA	Grad Vinkovci	1 HRK	42.000.000	5,5000	23.10.2017
NFDA-O-AA0A	NETA Capital Croatia d.d.	1 HRK	1.530.000	8,0000	3.12.2018

4.3 Structured Products

Symbol	Issuer	Instrument name	Maturity	Ratio	Strike price	Barrier price
Regular Market						
Index certificates						
EGB-S-DAX	Erste Group Bank AG	Index certifikat DAX	16.9.2016	0,01	-	-
EGB-S-GOLD	Erste Group Bank AG	Index certifikat GOLD (zlato)	16.9.2016	0,1	-	-

Symbol	Issuer	Instrument name	Maturity	Ratio	Strike price	Barrier price
EGB-S-WTI	Erste Group Bank AG	Index certifikat WTI light sweet (nafta)	16.9.2016	0,658214	-	-
Turbo certificates						
EGB-S-LDXE	Erste Group Bank AG	Turbos DAX long	16.9.2016	0,01	8.436,6785 EUR	8.686,6785 EUR
EGB-S-LDXF	Erste Group Bank AG	Turbos DAX long	16.9.2016	0,01	7.909,5221 EUR	8.159,5221 EUR
EGB-S-LDXQ	Erste Group Bank AG	Turbos DAX long	16.9.2016	0,01	8.941,5086 EUR	9.191,5086 EUR
EGB-S-LDXV	Erste Group Bank AG	Turbos DAX long	16.9.2016	0,01	7.403,8064 EUR	7.653,8064 EUR
EGB-S-SDXI	Erste Group Bank AG	Turbos DAX short	16.9.2016	0,01	12.235,9967 EUR	11.985,9967 EUR
EGB-S-SDXJ	Erste Group Bank AG	Turbos DAX short	16.9.2016	0,01	12.723,2095 EUR	12.473,2095 EUR
EGB-S-SDXK	Erste Group Bank AG	Turbos DAX short	16.9.2016	0,01	11.762,8179 EUR	11.512,8179 EUR
EGB-S-SDXS	Erste Group Bank AG	Turbos DAX short	16.9.2016	0,01	11.278,4728 EUR	11.028,4728 EUR
EGB-S-SDXU	Erste Group Bank AG	Turbos DAX short	16.9.2016	0,01	10.835,1851 EUR	10.585,1851 EUR
EGB-S-LSPF	Erste Group Bank AG	Turbos E-mini S&P 500 long	16.9.2016	0,01	1.712,7000 USD	1.762,7000 USD
EGB-S-LSPI	Erste Group Bank AG	Turbos E-mini S&P 500 long	16.9.2016	0,01	1.612,2500 USD	1.662,2500 USD
EGB-S-LSPJ	Erste Group Bank AG	Turbos E-mini S&P 500 long	16.9.2016	0,01	1.462,2500 USD	1.562,2500 USD
EGB-S-LSPK	Erste Group Bank AG	Turbos E-mini S&P 500 long	16.9.2016	0,01	1.812,7000 USD	1.862,7000 USD
EGB-S-LSPL	Erste Group Bank AG	Turbos E-mini S&P 500 long	16.9.2016	0,01	1.922,3500 USD	1.972,3500 USD
EGB-S-SSPD	Erste Group Bank AG	Turbos E-mini S&P 500 short	16.9.2016	0,01	2.212,7000 USD	2.162,7000 USD
EGB-S-SSPE	Erste Group Bank AG	Turbos E-mini S&P 500 short	16.9.2016	0,01	2.312,7500 USD	2.262,7500 USD
EGB-S-LBU5	Erste Group Bank AG	Turbos EURO BUND FUTURE long	16.9.2016	1	140,1785 EUR	142,1785 EUR
EGB-S-LBU6	Erste Group Bank AG	Turbos EURO BUND FUTURE long	16.9.2016	1	148,0703 EUR	149,0703 EUR
EGB-S-LBUC	Erste Group Bank AG	Turbos EURO BUND FUTURE long	16.9.2016	1	151,0643 EUR	152,0643 EUR
EGB-S-LBUD	Erste Group Bank AG	Turbos EURO BUND FUTURE long	16.9.2016	1	154,1312 EUR	155,1312 EUR
EGB-S-LBUE	Erste Group Bank AG	Turbos EURO BUND FUTURE long	16.9.2016	1	157,1669 EUR	158,1669 EUR
EGB-S-LBUF	Erste Group Bank AG	Turbos EURO BUND FUTURE long	16.9.2016	1	160,2096 EUR	161,2096 EUR
EGB-S-SBUL	Erste Group Bank AG	Turbos EURO BUND FUTURE short	16.9.2016	1	170,6802 EUR	169,6802 EUR
EGB-S-LNGF	Erste Group Bank AG	Turbos HENRY HUB N. GAS long	16.9.2016	1	1,6799 USD	1,7799 USD
EGB-S-SNG3	Erste Group Bank AG	Turbos HENRY HUB N. GAS short	16.9.2016	1	6,6420 USD	6,5420 USD
EGB-S-SNG4	Erste Group Bank AG	Turbos HENRY HUB N. GAS short	16.9.2016	1	6,4100 USD	6,3100 USD
EGB-S-SNG5	Erste Group Bank AG	Turbos HENRY HUB N. GAS short	16.9.2016	1	5,9369 USD	5,8369 USD
EGB-S-SNG7	Erste Group Bank AG	Turbos HENRY HUB N. GAS short	16.9.2016	1	5,4482 USD	5,3482 USD

Symbol	Issuer	Instrument name	Maturity	Ratio	Strike price	Barrier price
EGB-S-SNG8	Erste Group Bank AG	Turbos HENRY HUB N. GAS short	16.9.2016	1	4,9362 USD	4,8362 USD
EGB-S-SNG9	Erste Group Bank AG	Turbos HENRY HUB N. GAS short	16.9.2016	1	4,4584 USD	4,3584 USD
EGB-S-SNGB	Erste Group Bank AG	Turbos HENRY HUB N. GAS short	16.9.2016	1	3,8997 USD	3,7997 USD
EGB-S-SNGC	Erste Group Bank AG	Turbos HENRY HUB N. GAS short	16.9.2016	1	3,4105 USD	3,3105 USD
EGB-S-LHT7	Erste Group Bank AG	Turbos HRVATSKI TELEKOM (dionica) long	16.9.2016	1	116,0312 HRK	126,0312 HRK
EGB-S-SHT3	Erste Group Bank AG	Turbos HRVATSKI TELEKOM (dionica) short	16.9.2016	1	163,4517 HRK	153,4517 HRK
EGB-S-LSLC	Erste Group Bank AG	Turbos srebro long	16.9.2016	1	13,2946 USD	13,7946 USD
EGB-S-LSLF	Erste Group Bank AG	Turbos srebro long	16.9.2016	1	12,2562 USD	12,7562 USD
EGB-S-SSL6	Erste Group Bank AG	Turbos srebro short	16.9.2016	1	21,2806 USD	20,7806 USD
EGB-S-SSL7	Erste Group Bank AG	Turbos srebro short	16.9.2016	1	23,1977 USD	22,6977 USD
EGB-S-SSL8	Erste Group Bank AG	Turbos srebro short	16.9.2016	1	27,4065 USD	28,9065 USD
EGB-S-LWLP	Erste Group Bank AG	Turbos WTI light sweet (nafta) long	16.9.2016	1	32,4535 USD	33,9535 USD
EGB-S-LWLQ	Erste Group Bank AG	Turbos WTI light sweet (nafta) long	16.9.2016	1	122,2268 USD	119,7268 USD
EGB-S-SWL7	Erste Group Bank AG	Turbos WTI light sweet (nafta) short	16.9.2016	1	112,7879 USD	110,2879 USD
EGB-S-SWL8	Erste Group Bank AG	Turbos WTI light sweet (nafta) short	16.9.2016	1	103,2818 USD	100,7818 USD
EGB-S-SWL9	Erste Group Bank AG	Turbos WTI light sweet (nafta) short	16.9.2016	1	93,5569 USD	91,0569 USD
EGB-S-SWLA	Erste Group Bank AG	Turbos WTI light sweet (nafta) short	16.9.2016	1	84,0809 USD	81,5809 USD
EGB-S-SWLB	Erste Group Bank AG	Turbos WTI light sweet (nafta) short	16.9.2016	1	79,2427 USD	76,7427 USD
EGB-S-SWLH	Erste Group Bank AG	Turbos WTI light sweet (nafta) short	16.9.2016	1	74,3979 USD	71,8979 USD
EGB-S-SWLI	Erste Group Bank AG	Turbos WTI light sweet (nafta) short	16.9.2016	1	64,7126 USD	62,2126 USD
EGB-S-SWLK	Erste Group Bank AG	Turbos WTI light sweet (nafta) short	16.9.2016	1	58,8212 USD	57,3212 USD
EGB-S-SWLM	Erste Group Bank AG	Turbos WTI light sweet (nafta) short	16.9.2016	1	53,9371 USD	52,4371 USD
EGB-S-SWLN	Erste Group Bank AG	Turbos WTI light sweet (nafta) short	16.9.2016	1	69,5395 USD	67,0395 USD
EGB-S-SWLJ	Erste Group Bank AG	Turbos WTI light sweet (nafta) short	16.9.2016	0,1	974,5650 USD	1.024,5650 USD
EGB-S-LGD9	Erste Group Bank AG	Turbos zlato long	16.9.2016	0,1	870,1197 USD	920,1197 USD
EGB-S-LGDB	Erste Group Bank AG	Turbos zlato long	16.9.2016	0,1	1.024,2254 USD	1.074,2254 USD
EGB-S-LGDD	Erste Group Bank AG	Turbos zlato long	16.9.2016	1	1.125,8161 USD	1.175,8161 USD
EGB-S-LGDE	Erste Group Bank AG	Turbos zlato long	16.9.2016	0,1	1.444,5133 USD	1.394,5133 USD
EGB-S-SGD8	Erste Group Bank AG	Turbos zlato short	16.9.2016	0,1	1.444,5133 USD	1.394,5133 USD