



ZAGREBAČKA BURZA  
THE ZAGREB STOCK EXCHANGE

# Trading Summary First quarter of 2016

Zagreb, April 2016.

This publication was prepared and published by the Zagreb Stock Exchange Inc., Ivana Lučića 2a/22, Zagreb (hereinafter: Exchange).

The publication is intended to provide information to the public and shall not be deemed to constitute an offer or invitation to buy or advice on trade or investment in financial instruments or opinion on the terms of the purchase or sale of any financial instrument mentioned therein whether favourable or not, nor should it be relied on as a substitute for own judgement or assessment by any user of this publication.

The Exchange waives responsibility and liability for any damage which might arise out of the use of information contained therein.

Further use of information available in this publication is permitted by the Exchange provided that the source is cited.

Copyright © 2016. Zagreb Stock Exchange  
Zagreb  
Ivana Lučića 2a/22

All rights reserved.

# Content:

- 1 TRADING ..... 1**
  - 1.1 COMPARISON WITH PREVIOUS QUARTER ..... 1
  - 1.2 COMPARISON WITH PREVIOUS YEAR ..... 2
  - 1.3 MONTHLY TRADING OVERVIEW ..... 4
  - 1.4 INDICES ..... 5
  - 1.5 TURNOVER AND MARKET CAPITALIZATION BY SECTOR..... 8
  - 1.6 STOCKS WITH THE LARGEST MARKET CAPITALIZATION ..... 10
  - 1.7 STOCKS WITH THE LARGEST FREE FLOAT MARKET CAPITALIZATION ..... 11
  - 1.8 MOST ACTIVE STOCKS BY TURNOVER..... 12
  - 1.9 STOCKS WITH THE HIGHEST TURNOVER VELOCITY ..... 13
  - 1.10 HIGHEST DAILY TURNOVER..... 13
  - 1.11 HIGHEST ORDERBOOK TRADES IN STOCKS ..... 13
  - 1.12 STOCKS PERFORMANCE ..... 14
  - 1.13 STRUCTURED PRODUCTS PERFORMANCE..... 17
  - 1.14 BONDS PERFORMANCE..... 18
  - 1.15 OTC TURNOVER ..... 19
  
- 2 MEMBERS ..... 19**
  - 2.1 TOP 10 MEMBERS BY EQUITY TURNOVER..... 19
  - 2.2 TOP 10 MEMBERS BY STRUCTURED PRODUCTS TURNOVER ..... 20
  - 2.3 TOP 10 MEMBERS BY BOND TURNOVER ..... 21
  - 2.4 TOP 10 MEMBERS BY TOTAL TURNOVER..... 21
  - 2.5 TOP 10 MEMBERS BY NUMBER OF TRADES ..... 21
  - 2.6 STOCKS WITH MARKET MAKERS..... 22
  
- 3 CORPORATE ACTIONS ..... 22**
  - 3.1 NEW LISTINGS ..... 22
    - 3.1.1 *Equities* ..... 22
    - 3.1.2 *Bonds* ..... 23
    - 3.1.3 *Structured Products*..... 23
  - 3.2 DELISTINGS ..... 24
    - 3.2.1 *Equities* ..... 24
    - 3.2.2 *Structured Products*..... 24
  - 3.3 LISTING OF ADDITIONAL ISSUES ..... 25
    - 3.3.1 *Equities* ..... 25
    - 3.3.2 *Bonds* ..... 25
  - 3.4 CAPITAL DECREASES..... 25
  - 3.5 SECURITIES CONVERSION..... 26
  
- 4 LISTED FINANCIAL INSTRUMENTS ..... 27**
  - 4.1 STOCKS ..... 27
  - 4.2 BONDS ..... 32
  - 4.3 RIGHTS..... 33
  - 4.4 STRUCTURED PRODUCTS ..... 33



# 1 Trading

## 1.1 Comparison with previous quarter

	Fourth quarter of 2015	First quarter of 2016	% change
<b>Orderbook turnover :</b>			
Stocks	625.552.927	409.513.499	-34,5%
Bonds	40.093.953	180.682.397	350,6%
Rights	0	0	-
Commercial Bills	0	0	-
Structured products	16.509.883	21.366.254	29,4%
Equity Block Turnover	186.934.148	259.695.404	38,9%
Debt Block Turnover	29.509.755	64.824.217	119,7%
<b>Total Turnover</b>	<b>898.600.665</b>	<b>936.081.771</b>	<b>4,2%</b>
<b>Orderbook volume</b>			
Stocks	7.385.653	5.985.217	-19,0%
Bonds	31.997.595	156.614.760	389,5%
Rights	0	0	-
Commercial Bills	0	0	-
Structured products	606.447	809.392	33,5%
Equity Block Volume	269.216	2.063.441	666,5%
Debt Block Volume	21.000.000	61.199.462	191,4%
<b>Total Volume</b>	<b>61.258.911</b>	<b>226.672.272</b>	<b>270,0%</b>
<b>OTC trades</b>			
Turnover	6.572.347.666	9.210.312.578	40,1%
Volume	4.907.573.261	7.999.117.787	63,0%
Number of trades	618	727	17,6%
CROBEX <sup>®</sup>	1.745,44	1.669,68	-4,3%
CROBEX10 <sup>®</sup>	1.007,14	982,04	-2,5%
CROBEXplus <sup>®</sup>	940,18	907,85	-3,4%
CROBEXindustrija <sup>®</sup>	910,74	917,44	0,7%
CROBEXkonstrukt <sup>®</sup>	499,03	409,90	-17,9%
CROBEXnutris <sup>®</sup>	805,73	730,97	-9,3%
CROBEXtr <sup>®</sup>	1.009,78	998,66	-1,1%
CROBEXtransport <sup>®</sup>	1.262,35	788,71	-37,5%
CROBEXturist <sup>®</sup>	2.068,44	2.489,49	20,4%
CROBIS <sup>®</sup>	104,95	106,88	1,8%
CROBIStr <sup>®</sup>	137,30	148,89	8,4%
Number of trades	38.662	31.180	-19,4%
Number of securities traded	244	237	-2,9%
Number of trading days	62	61	-1,6%

<i>(Market capitalization in millions of HRK)</i>		Fourth quarter of 2015	First quarter of 2016	% change
<b>Market capitalization</b>				
	Stocks	128.137,1	122.649,4	-4,3%
	Bonds	78.993,8	83.372,4	5,5%
	Structured products	1.724,2	1.728,3	0,2%
	Total	208.855,0	207.750,1	-0,5%
<b>Average daily</b>				
	Turnover	14.493.559	15.345.603	5,9%
	Volume	988.047	3.715.939	276,1%
	Number of trades	624	511	-18,1%

## 1.2 Comparison with previous year

		First quarter of 2015	First quarter of 2016	% change
<b>Orderbook turnover :</b>				
	Stocks	591.554.039	409.513.499	-30,8%
	Bonds	72.526.924	180.682.397	149,1%
	Rights	2.000	0	-100,0%
	Commercial Bills	0	0	
	Structured products	25.985.354	21.366.254	-17,8%
	Equity Block Turnover	260.537.336	259.695.404	-0,3%
	Debt Block Turnover	93.346.616	64.824.217	-30,6%
	<b>Total Turnover</b>	<b>1.043.952.268</b>	<b>936.081.771</b>	<b>-10,3%</b>
<b>Orderbook volume</b>				
	Stocks	10.088.419	5.985.217	-40,7%
	Bonds	28.241.923	156.614.760	454,5%
	Rights	2.000	0	-100,0%
	Commercial Bills	0	0	
	Structured products	708.991	809.392	14,2%
	Equity Block Volume	1.245.634	2.063.441	65,7%
	Debt Block Volume	88.532.700	61.199.462	-30,9%
	<b>Total Volume</b>	<b>128.819.667</b>	<b>226.672.272</b>	<b>76,0%</b>
<b>OTC trades</b>				
	Turnover	4.459.670.852	9.210.312.578	106,5%
	Volume	2.874.787.363	7.999.117.787	178,3%
	Number of trades	650	727	11,8%



	First quarter of 2015	First quarter of 2016	% change
CROBEX®	1.712,82	1.669,68	-2,5%
CROBEX10®	998,36	982,04	-1,6%
CROBEXplus®	932,13	907,85	-2,6%
CROBEXindustrija®	871,96	917,44	5,2%
CROBEXkonstrukt®	526,74	409,90	-22,2%
CROBEXnutris®	789,88	730,97	-7,5%
CROBEXtr®	990,98	998,66	0,8%
CROBEXtransport®	1.111,13	788,71	-29,0%
CROBEXturist®	2.168,06	2.489,49	14,8%
CROBIS®	107,7944	106,8763	-0,9%
CROBIStr®	142,6882	148,8939	4,3%
Number of trades	60.555	31.180	-48,5%
Number of securities traded	249	237	-4,8%
Number of trading days	62	61	-1,6%
<b>Market capitalization</b>			
Stocks	129.639,8	122.649,4	-5,4%
Bonds	77.131,1	83.372,4	8,1%
Structured products	1.541,7	1.728,3	12,1%
Total	<b>208.312,6</b>	<b>207.750,1</b>	-0,3%
<b>Average daily</b>			
Turnover	16.837.940	15.345.603	-8,9%
Volume	2.077.737	3.715.939	78,8%
Number of trades	977	511	-47,7%

### 1.3 Monthly trading overview

(Market Capitalization in millions of HRK)

Month	Number of trades		Volume		Number of securities traded	Market Capitalization
	Total	Average daily	Total	Average daily		
January	8.980	473	81.759.148	4.303.113	198	202.728,0
February	11.602	552	108.438.265	5.163.727	190	201.878,1
March	10.598	505	36.474.859	1.736.898	179	207.750,1
<b>Total</b>	<b>31.180</b>	<b>511</b>	<b>226.672.272</b>	<b>3.715.939</b>	<b>237</b>	

(Turnover in millions of HRK)

Month	Equity		Bonds		Structured products		Total turnover
	Turnover	%	Turnover	%	Turnover	%	
January	226,8	70,1	87,9	27,2	8,8	2,7	323,5
February	237,8	65,1	119,9	32,8	7,5	2,0	365,1
March	204,6	82,7	37,7	15,2	5,1	2,1	247,5
<b>Total</b>	<b>669,2</b>	<b>71,5</b>	<b>245,5</b>	<b>26,2</b>	<b>21,4</b>	<b>2,3</b>	<b>936,1</b>



Chart 1: Orderbook turnover (mil HRK)



## 1.4 Indices

	High	Low	Last	Net change (%)	Volume	Turnover
<b>Equity indices</b>						
CROBEX <sup>®</sup>	1.689,79	1.570,05	1.669,68	-1,18	4.780.137	289.504.009
CROBEX10 <sup>®</sup>	989,27	920,82	982,04	-0,73	2.870.614	240.876.096
CROBEXplus <sup>®</sup>	969,95	875,98	907,85	-6,37	4.855.686	294.307.503
CROBEXindustrija <sup>®</sup>	964,99	879,15	917,44	-4,93	647.138	44.084.739
CROBEXkonstrukt <sup>®</sup>	480,44	406,20	409,90	-14,62	470.400	5.631.771
CROBEXnutris <sup>®</sup>	784,77	700,86	730,97	-6,55	190.472	58.423.865
CROBEXtr <sup>®</sup>	1.009,59	939,46	998,66	-1,14	4.780.137	289.504.009
CROBEXtransport <sup>®</sup>	892,99	714,01	788,71	-11,32	130.769	13.386.828
CROBEXturist <sup>®</sup>	2.564,34	2.352,82	2.489,49	-2,72	2.018.599	53.901.136
<b>Bond indices</b>						
CROBIS <sup>®</sup>	106,90	105,01	106,88	1,71	6.236.904.870	7.321.397.474
CROBIStr <sup>®</sup>	148,89	144,57	148,89	2,97	6.236.904.870	7.321.397.474

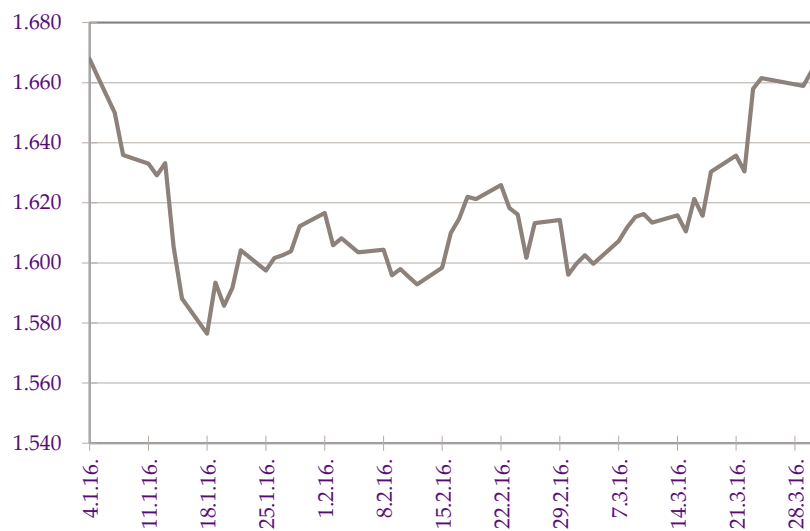


Chart 1: Zagreb Stock Exchange equity index CROBEX<sup>®</sup>

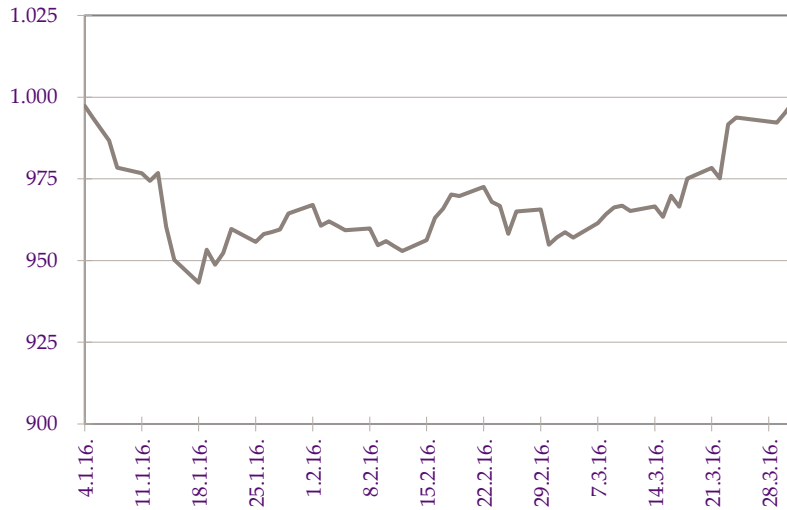


Chart 3: Zagreb Stock Exchange equity index CROBEXtr®

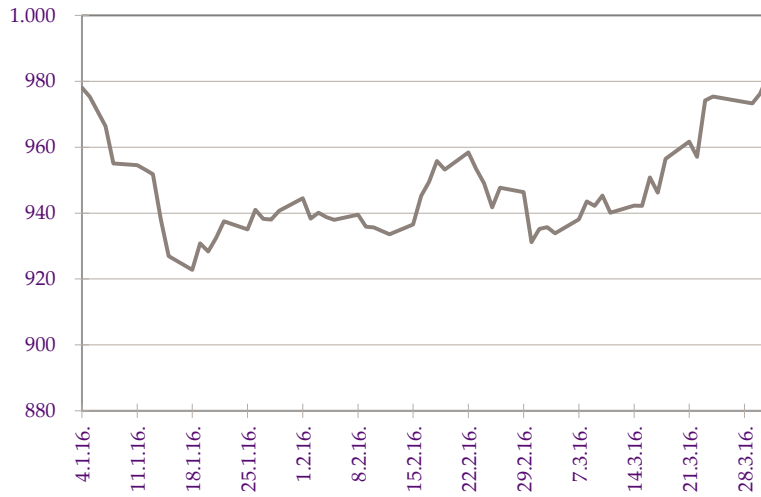


Chart 4: Zagreb Stock Exchange equity index CROBEX10®

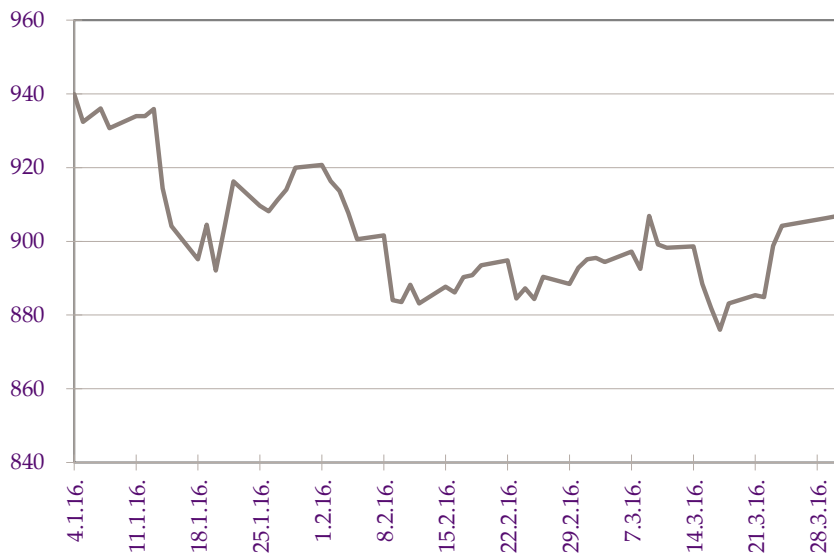


Chart 5: Zagreb Stock Exchange equity index CROBEXplus©

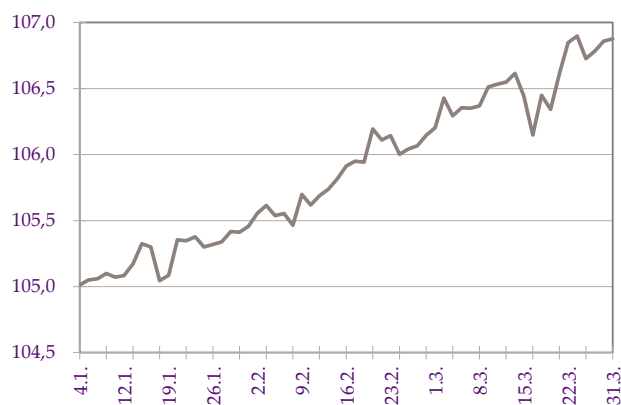


Chart 6: Zagreb Stock Exchange bond index CROBIS©

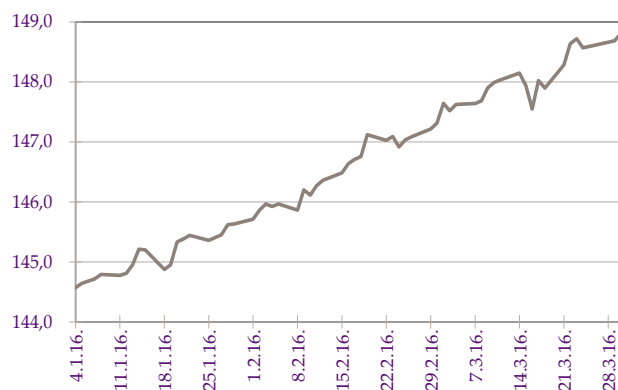


Chart 7: Zagreb Stock Exchange bond index CROBIStr©

## 1.5 Turnover and Market Capitalization by Sector

Code	Sector	Market Capitalization (HRK)	Turnover (HRK)
A	Agriculture, forestry and fishing	1.268.837.104	2.773.804
CA	Manufacture of food products, beverages and tobacco products	11.631.829.018	62.240.844
CB	Manufacture of textiles, apparel, leather and related products	86.854.302	1.467.209
CC	Manufacture of wood and paper products, and printing	196.633.128	0
CD	Manufacture of coke, and refined petroleum products	25.500.000.000	1.637.974
CE	Manufacture of chemicals and chemical products	361.033.385	2.374.228
CF	Manufacture of basic pharmaceutical products and pharmaceutical preparations	15.769.880	347.111
CG	Manufacture of rubber and plastics products, and other non-metallic mineral products	316.810.500	750
CH	Manufacture of basic metals and fabricated metal products, except machinery and equipment	138.544.820	4.470
CI	Manufacture of computer, electronic and optical products	1.519.258.265	18.977.210
CJ	Manufacture of electrical equipment	2.053.328.475	9.349.182
CK	Manufacture of machinery and equipment n.e.c.	0	0
CL	Manufacture of transport equipment	866.013.839	3.722.861
CM	Other manufacturing, and repair and installation of machinery and equipment	110.731.834	52.700
E	Water supply; sewerage, waste management and remediation activities	0	0
F	Construction	538.160.181	5.145.986
G	Wholesale and retail trade; repair of motor vehicles and motorcycles	4.175.293.200	14.658.333
H	Transportation and storage	7.838.895.667	22.609.252
I	Accommodation and food service activities	14.151.987.313	72.502.021
JA	Publishing, audiovisual and broadcasting activities	113.476.266	121.821
JB	Telecommunications	11.989.510.966	84.869.143
K	Financial and insurance activities	28.861.585.996	18.991.622
L	Real estate activities	491.026.530	1.977.153
MA	Legal, accounting, management, architecture, engineering, technical testing and analysis activities	9.690.133.590	84.715.931
MB	Scientific research and development	117.872.699	362.740
MC	Other professional, scientific and technical activities	0	0
N	Administrative and support service activities	0	0
R	Arts, entertainment and recreation	615.827.700	611.153
	<b>TOTAL</b>	<b>122.649.414.658</b>	<b>409.513.499</b>

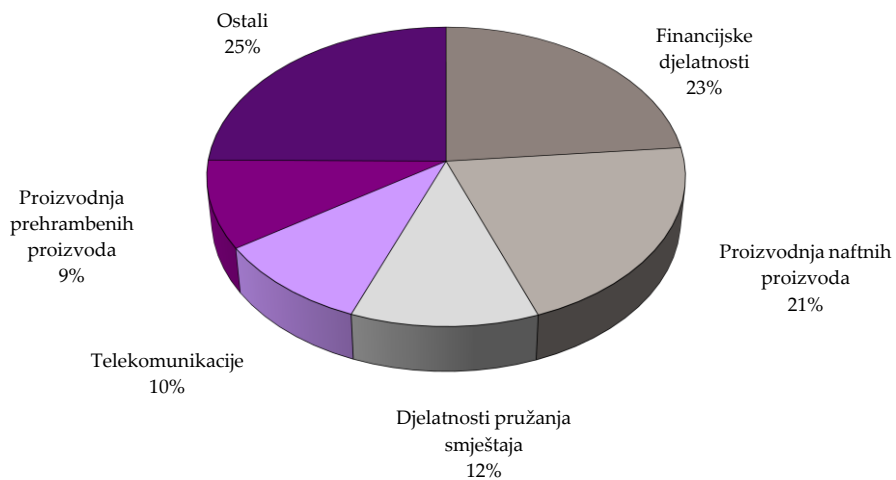
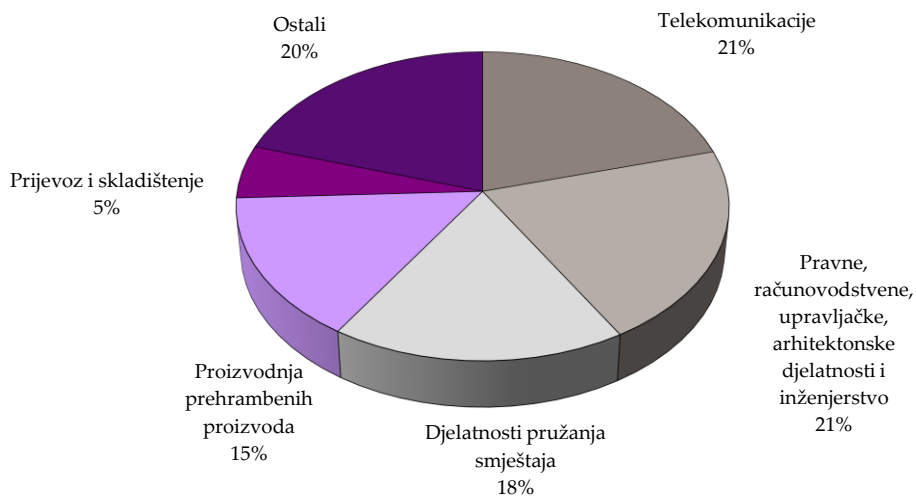


Chart 2: Sectors with the highest Market Capitalization



Slika 3: Sectors with the highest Turnover

## 1.6 Stocks with the Largest Market Capitalization

	Symbol	Issuer	Market capitalization (HRK mil)	% of Market cap	Cumulative percentage
1	INA-R-A	Ina d.d.	25.500,0	20,8	20,8
2	ZABA-R-A	Zagrebačka banka d.d.	12.828,9	10,5	31,3
3	HT-R-A	HT d.d.	11.873,8	9,7	40,9
4	PBZ-R-A	PBZ d.d.	10.586,7	8,6	49,6
5	ADRS-R-A	Adris grupa d.d.	5.239,5	4,3	53,8
6	JNAF-R-A	Janaf d.d.	4.535,5	3,7	57,5
7	RIVP-R-A	Riviera Adria d.d.	3.120,4	2,5	60,1
8	LEDO-R-A	Ledo d.d.	3.029,6	2,5	62,5
9	ATGR-R-A	Atlantic Grupa d.d.	2.717,5	2,2	64,8
10	ADRS-P-A	Adris grupa d.d.	2.646,1	2,2	66,9
		Others	40.571,3	33,1	100,0
		<b>Total</b>	<b>122.649,4</b>		

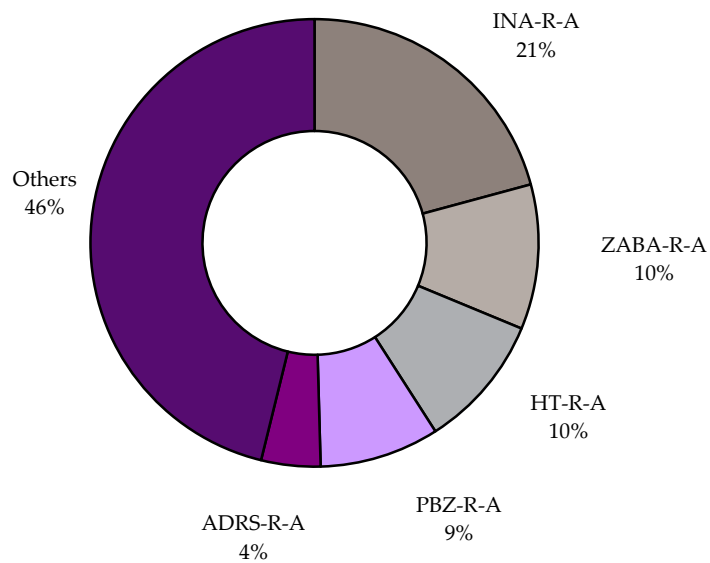


Chart 4: Market Capitalization structure



## 1.7 Stocks with the Largest Free Float Market Capitalization

	Symbol	Issuer	Free float (%)	Free float market capitalization (HRK mil)	% of market cap	Cumulative percentage
1	HT-R-A	HT d.d.	42,34	5.027,4	16,7	16,7
2	ADRS-R-A	Adris grupa d.d.	49,70	2.604,0	8,6	25,3
3	ADRS-P-A	Adris grupa d.d.	94,69	2.505,6	8,3	33,6
4	RIVP-R-A	Riviera Adria d.d.	54,68	1.706,3	5,7	39,3
5	PODR-R-A	Podravka d.d.	70,13	1.600,3	5,3	44,6
6	INA-R-A	Ina d.d.	6,08	1.550,4	5,1	49,7
7	LEDO-R-A	Ledo d.d.	49,86	1.510,6	5,0	54,8
8	KOEL-R-A	Končar - elektroindustrija d.d.	79,29	1.295,3	4,3	59,1
9	ATGR-R-A	Atlantic Grupa d.d.	38,02	1.033,2	3,4	62,5
10	ERNT-R-A	Ericsson Nikola Tesla d.d.	50,69	754,0	2,5	65,0
		Others		10.551,9	35,0	100,0
		<b>Total</b>		<b>30.139,0</b>		

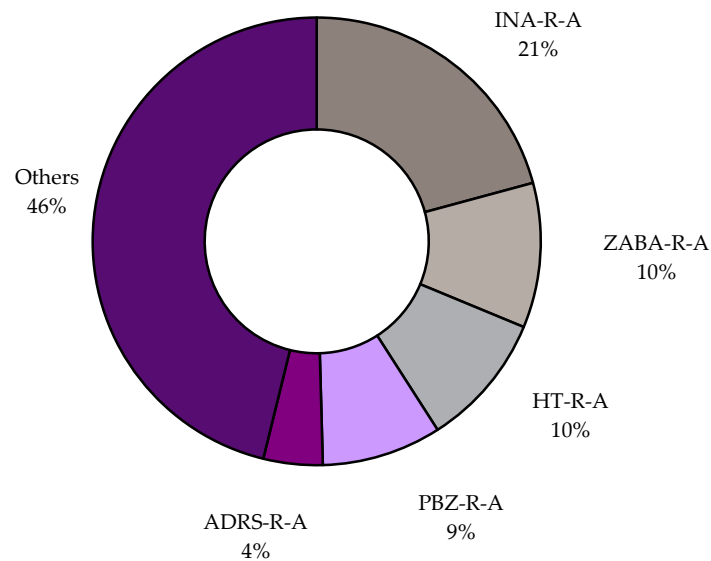


Chart 5: Free Float Market Capitalization structure

## 1.8 Most Active Stocks by Turnover

	Symbol	Issuer	Turnover (HRK)	Pct (%)	Cumulative percentage
1	HT-R-A	HT d.d.	84.002.276	20,5	20,5
2	RIVP-R-A	VALAMAR RIVIERA d.d.	47.132.412	11,5	32,0
3	ADRS-P-A	Adris grupa d.d.	43.789.987	10,7	42,7
4	ADRS-R-A	Adris grupa d.d.	22.142.015	5,4	48,1
5	LEDO-R-A	Ledo d.d.	19.496.764	4,8	52,9
6	PODR-R-A	Podravka d.d.	18.995.803	4,6	57,5
7	ERNT-R-A	Ericsson Nikola Tesla d.d.	17.610.958	4,3	61,8
8	KRAS-R-A	Kraš d.d.	10.970.104	2,7	64,5
9	ZABA-R-A	Zagrebačka banka d.d.	10.737.433	2,6	67,1
10	DDJH-R-A	Đuro Đaković holding d.d.	10.548.732	2,6	69,7
		Others	124.087.015	30,3	100,0
		<b>Total</b>	<b>409.513.499</b>		

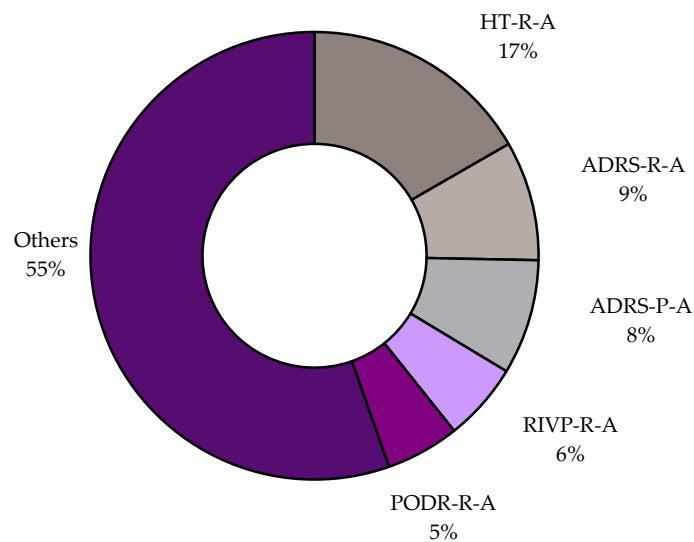


Chart 6: Structure of equity turnover

## 1.9 Stocks with the Highest Turnover Velocity

	Symbol	Issuer	Turnover (HRK)	Market Capitalization (HRK)	Turnover velocity (%)
1	KABA-P-A	Karlovačka banka d.d.	32.218	475.931	6,8%
2	VART-R-1	Varteks d. d.	1.452.298	31.646.500	4,6%
3	RIZO-R-A	RIZ-odašiljači d.d.	1.366.252	31.805.215	4,3%
4	DDJH-R-A	Đuro Đaković holding d.d.	10.548.732	249.703.003	4,2%
5	PVCM-R-A	Pevec d.d.	5.456.604	134.499.151	4,1%
6	MGMA-R-A	Magma d.d.	114.232	3.411.912	3,3%
7	PRFC-R-A	Proficio d.d.	3.997.375	126.543.445	3,2%
8	ATPL-R-A	Atlantska plovidba d.d.	4.560.810	159.089.280	2,9%
9	HHLA-R-A	Hoteli Haludovo Malinska d.d.	565.659	24.793.017	2,3%
10	BD62-R-A	Badel 1862 d.d.	318.377	14.290.014	2,2%

## 1.10 Highest Daily Turnover

	Date	Daily Turnover (HRK)
1	29.2.2016.	63.476.495
2	2.2.2016.	50.488.122
3	27.1.2016.	45.365.916
4	15.1.2016.	44.543.286
5	1.2.2016.	38.946.665
6	24.3.2016.	35.530.270
7	29.1.2016.	34.918.605
8	25.2.2016.	33.538.119
9	14.1.2016.	28.413.136
10	20.1.2016.	24.203.168

## 1.11 Highest Orderbook Trades in Stocks

	Date	Symbol	Issuer	Turnover (HRK)	Price (HRK)	Volume
1	14.1.2016	ADRS-P-A	Adris grupa d.d.	6.663.705	355,00	18.771
2	12.2.2016	ADRS-R-A	Adris grupa d.d.	4.800.000	480,00	10.000
3	2.3.2016	HT-R-A	HT d.d.	3.295.785	141,45	23.300
4	29.2.2016	HT-R-A	HT d.d.	3.295.320	140,00	23.538
5	23.3.2016	RIVP-R-A	VALAMAR RIVIERA d.d.	3.204.285	24,33	131.701
6	22.3.2016	RIVP-R-A	VALAMAR RIVIERA d.d.	2.147.544	24,00	89.481
7	16.2.2016	HT-R-A	HT d.d.	2.127.750	141,85	15.000
8	30.3.2016	PODR-R-A	Podravka d.d.	1.920.120	320,02	6.000
9	20.1.2016	HT-R-A	HT d.d.	1.768.219	139,00	12.721
10	14.1.2016	RIVP-R-A	VALAMAR RIVIERA d.d.	1.671.602	23,50	71.132

## 1.12 Stocks Performance

(All prices and turnover in HRK, market capitalization in millions of HRK)

No.	Symbol	High	Low	Last	Date of last trade	Net change (%)	Volume	Turnover	Market capitalization
<b>Official Market</b>									
1	ADPL-R-A	103,32	92,06	103,28	31.3.2016	4,9	36.549	3.591.885	433,7
2	ATGR-R-A	825,00	800,00	815,00	31.3.2016	-2,1	7.917	6.429.429	2.717,5
3	CROS-R-A	6.600,00	5.000,00	5.300,00	15.3.2016	-8,9	45	263.189	2.231,0
4	DLKV-R-A	13,69	10,17	10,80	31.3.2016	-20,4	195.202	2.254.383	267,0
5	GRNL-R-A	143,98	143,98	143,98	29.3.2016	-0,7	10	1.440	273,8
6	HPB-R-A	647,89	525,01	579,89	31.3.2016	-9,4	3.955	2.179.574	1.174,1
7	HT-R-A	147,40	136,05	145,00	31.3.2016	0,4	594.888	84.002.276	11.873,8
8	IGH-R-A	104,43	70,22	70,26	23.3.2016	-32,8	2.317	195.084	43,1
9	ILRA-R-A	1.100,00	900,01	1.090,00	30.3.2016	9,0	761	783.251	299,0
10	INA-R-A	2.999,97	2.360,00	2.550,00	31.3.2016	-13,6	629	1.637.974	25.500,0
11	KOEI-R-A	664,99	613,21	635,15	31.3.2016	-4,9	9.683	6.164.150	1.633,7
12	LEDO-R-A	9.700,00	8.700,00	9.651,00	31.3.2016	6,8	2.151	19.496.764	3.029,6
13	LKPC-R-A	700,00	563,31	625,00	31.3.2016	-10,7	6.840	4.203.587	264,4
14	LKRI-R-A	44,79	38,10	42,90	30.3.2016	-3,6	58.558	2.434.753	578,3
15	MDKA-R-A	12.999,98	11.660,04	12.999,98	23.3.2016	4,6	27	336.222	392,5
16	MGMA-R-A	1,00	0,35	0,70	29.3.2016	-28,6	181.955	114.232	3,4
17	OPTE-R-A	2,03	1,69	1,82	31.3.2016	-10,3	465.497	866.867	115,7
18	PODR-R-A	334,01	306,02	320,50	31.3.2016	-4,0	59.476	18.995.803	2.282,0
19	PTKM-R-A	13,37	9,08	10,50	31.3.2016	-20,5	150.669	1.594.375	135,1
20	RIVP-R-A	24,97	22,30	24,76	31.3.2016	2,9	2.001.522	47.132.412	3.120,4
21	TPNG-R-A	76,98	66,00	76,78	31.3.2016	2,4	8.202	577.146	670,5
22	ULPL-R-A	145,50	109,00	112,00	31.3.2016	-21,1	10.002	1.240.244	65,0
23	ULJN-R-A	50,00	25,06	50,00	25.2.2016	100,0	123	3.785	167,8
24	VART-R-1	17,35	13,04	14,25	31.3.2016	-18,5	98.916	1.452.298	31,6
25	VERN-R-A	172,00	120,00	160,00	17.2.2016	-4,2	2.250	346.971	295,2
26	VIRO-R-A	319,99	229,00	235,00	31.3.2016	-28,6	1.956	491.981	325,9
<b>Regular Market</b>									
27	3MAJ-R-A	89,00	80,00	89,00	23.3.2016	11,3	64	5.246	130,1
28	ACI-R-A	5.649,94	5.348,00	5.545,00	31.3.2016	-4,7	112	611.153	615,8
29	ADRS-P-A	396,00	334,01	390,04	31.3.2016	6,9	122.892	43.789.987	2.646,1
30	ADRS-R-A	555,00	460,00	544,88	31.3.2016	-0,9	44.334	22.142.015	5.239,5
31	AMDN-R-A	48,50	48,50	48,50	15.3.2016	-3,0	17	825	37,1
32	ARNT-R-A	348,69	300,00	334,98	31.3.2016	-1,5	9.666	3.206.654	731,1
33	ATLN-R-A	114,99	100,52	109,90	31.3.2016	-3,1	10.623	1.130.572	366,6
34	ATPL-R-A	138,00	97,03	114,00	31.3.2016	-21,9	40.045	4.560.810	159,1
35	AUHR-R-A	475,00	430,00	460,11	30.3.2016	2,2	4.313	2.008.752	276,1
36	BD62-R-A	22,97	17,02	19,00	31.3.2016	-18,2	15.910	318.377	14,3
37	BLJE-R-A	25,14	19,00	20,05	31.3.2016	-18,7	79.109	1.737.000	164,7
38	BPBA-R-A	6,59	4,98	5,01	24.3.2016	-9,6	5.202	28.907	9,0
39	BRIN-R-A	25,00	22,00	22,05	29.3.2016	-11,8	1.320	32.145	11,2
40	BRNK-R-A	80,99	65,00	66,00	4.3.2016	3,1	78	5.332	8,7
41	CHAG-R-A	241,00	235,00	235,00	14.3.2016	-6,0	1.828	438.467	28,3
42	CKML-R-A	5.149,00	4.850,02	4.901,50	24.3.2016	-2,0	524	2.612.670	514,7
43	CRAL-R-A	90,00	40,00	89,99	29.3.2016	-5,3	174	12.424	890,9
44	DDJH-R-A	39,90	24,41	32,87	31.3.2016	22,2	318.154	10.548.732	249,7
45	ELKP-R-A	300,01	220,00	300,01	29.2.2016	36,4	130	38.201	26,9
46	ELPR-R-A	26,50	26,50	26,50	14.1.2016	387,1	3	80	8,9
47	ERNT-R-A	1.134,89	940,00	1.117,00	31.3.2016	6,9	17.116	17.610.958	1.487,5
48	FMPS-R-A	11,00	9,00	9,00	21.3.2016	-18,6	3.404	35.161	18,0
49	FNVC-R-A	26,63	26,63	26,63	5.2.2016	-29,9	27	719	16,5
50	HBRL-R-A	11,01	10,50	10,90	29.3.2016	1,8	14.637	154.600	156,5

No.	Symbol	High	Low	Last	Date of last trade	Net change (%)	Volume	Turnover	Market capitalization
51	HDEL-R-A	26,99	21,49	21,49	26.2.2016	-2,3	1.230	30.120	13,4
52	HHLD-R-A	5,00	1,66	2,31	31.3.2016	-3,3	200.486	565.659	24,8
53	HIMR-R-A	545,45	478,00	505,00	31.3.2016	1,0	4.614	2.297.431	321,1
54	HJDR-R-A	114,94	90,00	114,94	18.3.2016	14,9	888	83.165	12,3
55	HMAM-R-A	269,85	234,11	245,00	29.3.2016	4,7	2.665	640.749	274,3
56	HMDN-R-A	50,00	41,50	50,00	8.2.2016	-39,0	30	1.373	19,7
57	HMST-R-A	305,00	251,00	295,00	18.3.2016	-1,1	2.077	583.528	152,1
58	HPDG-R-A	25,00	24,00	24,00	18.3.2016	0,0	505	12.320	62,8
59	HTPK-R-A	65,00	56,02	60,03	23.3.2016	0,0	5.054	307.060	104,8
60	HTPO-R-A	63,00	60,01	60,01	21.3.2016	-33,3	192	12.060	28,6
61	HUPZ-R-A	1.900,00	1.850,00	1.900,00	31.3.2016	-1,0	730	1.365.303	820,8
62	HZLA-R-A	92,53	60,00	92,53	24.3.2016	15,7	773	49.937	67,1
63	HZVG-R-A	15,03	15,03	15,03	18.3.2016	-24,9	60	902	4,6
64	IKBA-R-A	1.050,00	960,00	980,00	17.3.2016	-2,0	113	111.740	142,1
65	IMZV-R-A	70,00	70,00	70,00	14.1.2016	15,6	2	140	15,8
66	INGR-R-A	3,07	2,51	2,51	31.3.2016	-16,1	264.562	733.660	34,0
67	IPKK-R-A	59,50	50,00	52,00	29.3.2016	-17,9	1.134	61.195	37,2
68	JDBA-R-A	235,00	235,00	235,00	17.3.2016	-21,7	5	1.175	43,1
69	JDGT-R-A	1.085,00	972,20	1.018,50	30.3.2016	-6,1	2.049	2.073.839	112,9
70	JDOS-R-A	2.650,01	2.403,00	2.590,00	30.3.2016	-4,1	219	550.226	323,8
71	JDPL-R-A	24,87	11,05	16,29	29.3.2016	-34,3	5.581	85.404	26,7
72	JDTC-R-A	34,00	34,00	34,00	7.1.2016	-2,9	145	4.930	4,8
73	JMNC-R-A	110.000,00	102.000,00	105.000,00	31.3.2016	-8,6	69	7.295.797	2.323,2
74	JNAF-R-A	4.750,00	4.255,00	4.501,07	30.3.2016	0,0	1.336	5.999.433	4.535,5
75	KABA-P-A	43,97	43,00	43,97	11.2.2016	-4,3	747	32.218	0,5
76	KABA-R-A	9,00	8,83	8,83	5.2.2016	-9,0	932	8.354	11,7
77	KBZ-R-A	100,00	100,00	100,00	17.2.2016	0,0	265	26.500	193,8
78	KODT-P-A	1.380,00	1.105,05	1.287,00	31.3.2016	8,6	781	936.217	79,1
79	KODT-R-A	1.390,00	1.222,22	1.350,00	24.3.2016	8,0	1.655	2.162.865	262,2
80	KOES-R-A	520,01	520,00	520,00	5.2.2016	-2,5	22	11.440	67,7
81	KRAS-R-A	580,00	490,00	550,00	31.3.2016	11,1	21.397	10.970.104	755,5
82	KTJV-R-A	19,00	16,00	16,86	31.3.2016	-8,7	3.053	52.326	96,5
83	LPLH-R-A	197,79	176,90	180,20	29.3.2016	-9,0	1.541	284.885	119,4
84	LRH-R-A	4.130,00	3.550,01	3.655,01	31.3.2016	-7,5	528	2.086.072	1.106,2
85	LURA-R-A	350,01	320,00	350,00	29.3.2016	0,0	1.397	477.801	1.050,0
86	MAIS-R-A	227,00	206,10	213,66	30.3.2016	-7,1	6.883	1.475.998	2.338,4
87	PBZ-R-A	599,00	555,00	555,01	31.3.2016	-7,3	2.873	1.625.243	10.586,7
88	PDBA-R-A	230,00	200,00	200,03	30.3.2016	-13,0	380	78.943	133,8
89	PIKR-R-A	105,08	100,00	100,01	29.2.2016	-16,7	531	54.412	23,3
90	PIVK-R-A	199,99	174,85	174,85	5.2.2016	-8,0	73	13.013	55,5
91	PLAG-R-A	4.410,01	4.250,00	4.250,00	30.3.2016	-4,2	1.044	4.505.151	2.321,9
92	PLCH-R-A	120,00	120,00	120,00	5.2.2016	9,1	70	8.400	15,2
93	PLJK-R-A	15,00	1,01	1,08	31.3.2016	-95,3	1.456	6.539	1,1
94	PUNT-R-A	1,50	0,86	1,00	29.1.2016	66,7	2.073	2.381	1,3
95	RIZO-R-A	114,00	70,38	85,00	31.3.2016	-22,7	14.690	1.366.252	31,8
96	SAPN-R-A	315,55	281,40	300,00	31.3.2016	-6,3	1.139	340.682	197,6
97	SLDM-R-A	33,00	15,15	16,50	24.3.2016	-18,3	4.530	114.619	86,1
98	SLPF-R-A	61,00	41,49	48,20	30.3.2016	7,1	53.778	2.824.909	161,3
99	SLRS-R-A	791,12	712,50	712,50	29.3.2016	-9,9	655	486.794	440,1
100	SNBA-R-A	51,51	45,00	50,00	24.3.2016	-5,7	924	45.933	45,9
101	SUNH-R-A	23,94	19,26	22,51	31.3.2016	13,7	145.107	3.034.824	437,1
102	THNK-R-A	280,00	201,00	207,27	31.3.2016	-27,3	1.617	397.949	39,3
103	TISK-R-A	180,00	150,00	160,00	30.3.2016	-11,1	1.298	216.214	381,9
104	TKPR-R-A	200,00	197,50	200,00	10.3.2016	-33,3	90	17.930	16,4
105	TLM-R-A	10,00	10,00	10,00	24.2.2016	0,0	447	4.470	18,4
106	TOZ-R-A	16,00	16,00	16,00	18.1.2016	-0,1	44	704	3,2
107	TRFM-R-A	110,11	105,03	110,11	18.2.2016	0,0	92	10.018	4,0
108	TUHO-R-A	2.600,00	2.400,00	2.600,00	30.3.2016	0,0	1.458	3.707.554	953,6



No.	Symbol	High	Low	Last	Date of last trade	Net change (%)	Volume	Turnover	Market capitalization
109	VDKT-R-A	339,67	255,13	330,00	31.3.2016	8,2	8.319	2.448.644	150,7
110	VJSN-R-A	5,00	1,49	4,03	24.3.2016	-17,8	1.992	7.202	4,3
111	VLEN-R-B	7,99	4,85	7,99	24.3.2016	53,7	21.899	121.945	134,3
112	VPIK-R-A	48,50	33,50	36,00	31.3.2016	-30,8	20.422	794.765	54,1
113	ZABA-R-A	40,48	34,50	40,06	31.3.2016	8,3	282.966	10.737.433	12.828,9
114	ZTNJ-R-A	233,36	230,00	230,00	29.3.2016	2,5	311	71.635	47,3
115	ZVCV-R-A	100,12	80,69	84,00	21.3.2016	-21,8	1.031	96.257	25,9
116	ZVZD-R-A	2.837,00	2.465,65	2.701,47	31.3.2016	-1,7	282	748.008	270,8
<b>MTF</b>									
1	BCIN-R-A	449,99	429,00	448,97	29.3.2016	-2,4	389	167.656	74,8
2	BDSS-R-A	286,00	144,00	200,00	31.3.2016	-33,3	2.118	487.537	74,5
3	BETA-R-A	51,01	43,12	44,53	31.3.2016	-11,8	13.382	638.872	118,9
4	BRBA-P-A	4.750,00	4.750,00	4.750,00	5.1.2016	0,0	20	95.000	12,1
5	DELT-R-A	23,81	19,06	20,50	31.3.2016	-12,8	19.239	410.184	54,7
6	EPLT-R-A	175,00	145,00	145,00	29.3.2016	-3,3	1.018	176.700	336,6
7	FRNK-R-A	590,00	440,01	510,02	29.3.2016	-15,0	326	162.533	217,9
8	GAMA-R-A	51,00	45,65	50,00	31.3.2016	-6,5	14.532	698.732	133,5
9	GBRT-R-A	799,00	690,00	690,00	18.2.2016	-13,6	20	14.890	47,0
10	HMNS-R-A	34,90	34,90	34,90	5.1.2016	0,0	20	698	57,6
11	HRDH-R-A	100,00	81,01	100,00	15.3.2016	25,0	140	12.481	84,3
12	KOTR-P-A	1.379,99	1.350,00	1.379,97	7.3.2016	-6,8	63	85.951	37,4
13	KTKA-R-A	400,00	400,00	400,00	27.1.2016	-20,0	19	7.600	13,2
14	LCDS-R-A	15,75	13,32	14,03	22.3.2016	-9,8	1.667	24.151	35,5
15	LULG-R-A	18,15	16,94	17,29	31.3.2016	-4,6	17.639	304.953	46,2
16	MIVA-R-A	650,00	600,00	600,00	31.3.2016	-7,7	680	428.450	39,0
17	NEXE-R-A	85,00	85,00	85,00	8.1.2016	0,0	70	5.950	804,4
18	PCTS-R-A	50,00	45,00	46,60	31.3.2016	-3,0	18.044	846.580	124,4
19	PRFC-R-A	43,43	19,00	32,34	31.3.2016	61,7	124.547	3.997.375	126,5
20	PSMR-R-A	210,00	210,00	210,00	22.1.2016	2,4	37	7.770	4,9
21	PVCM-R-A	115,00	70,25	103,00	31.3.2016	3,0	55.101	5.456.604	134,5
22	RZVI-R-A	25,00	25,00	25,00	5.1.2016	14,5	30	750	53,1
23	SNHA-R-A	90,00	79,00	82,51	31.3.2016	-8,3	19.792	1.688.071	220,3
24	SPNV-R-A	850,11	849,99	850,00	29.2.2016	0,0	23	19.551	55,9
25	THMT-R-A	130,00	125,00	125,00	19.1.2016	-16,7	192	24.660	33,5
26	TNPL-R-A	781,00	550,01	612,00	31.3.2016	-18,4	1.016	649.190	341,8



## 1.13 Structured Products Performance

(All prices and turnovers in Kunas, market capitalization in millions of Kunas)

No.	Symbol	High	Low	Last	Date of last trade	Net change (%)	Volume	Turnover	Market Capitalization
<b>Regular Market</b>									
1	EGB-S-DAX	792,00	678,40	739,10	9.3.2016	-10,4	187	135.292	184,8
2	EGB-S-GOLD	840,60	789,60	840,60	15.3.2016	13,0	18	14.617	84,1
3	EGB-S-LDXE	129,60	28,80	129,60	23.3.2016	-31,0	24.614	1.376.946	32,4
4	EGB-S-LDXF	195,40	67,90	155,00	10.3.2016	-32,3	4.980	571.284	38,8
5	EGB-S-LDXG	116,40	21,15	22,30	8.2.2016	-85,0	52.026	3.060.194	5,6
6	EGB-S-LDXQ	93,20	64,80	74,40	29.3.2016	12,7	8.615	663.525	18,6
7	EGB-S-LDXS	82,20	21,20	22,70	15.1.2016	-73,8	7.182	275.135	5,7
8	EGB-S-LDXU	39,70	29,10	33,00	5.1.2016	-54,2	3.105	110.110	8,3
9	EGB-S-LDXZ	46,70	34,40	46,70	31.3.2016	17,0	2.931	117.647	11,7
10	EGB-S-LGD9	174,16	97,92	174,16	16.2.2016	129,2	47	5.769	17,4
11	EGB-S-LGDB	172,72	172,72	172,72	11.1.2016	8,5	120	20.726	17,3
12	EGB-S-LHT4	14,10	9,56	9,56	15.1.2016	-43,8	5.502	57.859	0,2
13	EGB-S-LHT7	23,58	20,39	20,39	25.2.2016	-6,3	1.399	29.295	0,5
14	EGB-S-LNGE	5,34	0,87	0,87	3.3.2016	-81,4	12.732	33.244	2,2
15	EGB-S-LNGF	4,96	2,20	3,56	22.3.2016	-28,2	18.106	50.817	8,9
16	EGB-S-LSLC	19,64	7,10	14,94	31.3.2016	106,4	10.765	122.051,8	7,5
17	EGB-S-LSLF	25,92	13,38	21,24	29.3.2016	57,8	4.469	78.192	10,6
18	EGB-S-LSPF	16,08	6,15	14,91	29.2.2016	-38,2	114.704	1.311.387	14,9
19	EGB-S-LSPG	12,54	6,14	7,88	13.1.2016	-41,1	882	8.325	7,9
20	EGB-S-LSPH	4,94	4,94	4,94	4.1.2016	-21,1	2.600	12.844	4,9
21	EGB-S-LSPI	26,10	12,38	26,10	10.3.2016	82,3	10.586	158.394	26,1
22	EGB-S-LSPL	6,60	6,00	6,60	29.3.2016	10,0	6.000	37.800	6,6
23	EGB-S-LWLN	55,00	18,50	18,50	11.1.2016	-61,5	1.130	31.947	4,6
24	EGB-S-LWLO	86,60	11,60	12,20	10.2.2016	-85,2	30.016	1.037.946	3,1
25	EGB-S-LWLP	109,00	38,40	105,00	17.3.2016	64,1	3.434	211.938	26,3
26	EGB-S-LWLQ	80,10	53,20	58,70	31.3.2016	-18,0	2.616	168.471	14,7
27	EGB-S-LWLR	28,00	28,00	28,00	29.3.2016	0,0	40	1.120	7,0
28	EGB-S-SBUE	39,20	8,60	8,70	28.1.2016	-81,7	4.649	84.744	2,2
29	EGB-S-SBUI	50,00	9,70	10,10	2.2.2016	-81,8	5.812	67.789	2,5
30	EGB-S-SBUJ	29,00	29,00	29,00	15.2.2016	0,0	50	1.450	7,3
31	EGB-S-SBUL	84,85	84,85	84,85	17.3.2016	0,0	4	339	21,2
32	EGB-S-SDXI	248,80	164,50	177,20	23.3.2016	110,0	144	26.248	44,3
33	EGB-S-SDXK	211,00	141,00	153,20	17.3.2016	68,7	4.350	702.779	38,3
34	EGB-S-SDXS	169,90	81,20	166,50	16.2.2016	202,7	4.591	582.760	41,6
35	EGB-S-SDXT	135,20	25,30	33,40	31.3.2016	-42,5	22.128	1.392.537	8,4
36	EGB-S-SDXU	95,70	63,60	71,20	30.3.2016	-24,0	4.442	339.216	17,8
37	EGB-S-SDXV	64,30	22,90	22,90	1.3.2016	-59,9	7.991	276.163	5,7
38	EGB-S-SDXZ	66,00	24,00	39,40	8.3.2016	-29,9	1.728	63.560	9,9
39	EGB-S-SGD7	188,68	64,00	64,00	17.3.2016	-57,9	141	12.391	6,4
40	EGB-S-SGD8	182,00	182,00	182,00	9.2.2016	-17,5	6	1.092	18,2
41	EGB-S-SHT3	33,71	23,56	27,11	24.2.2016	3,0	282	9.456	0,4
42	EGB-S-SNG9	14,26	14,26	14,26	18.1.2016	10,5	150	2.139	35,7
43	EGB-S-SNGC	6,70	5,72	6,62	20.1.2016	-19,3	5.100	32.556	16,6
44	EGB-S-SNGD	0,64	0,48	0,48	8.1.2016	-65,2	1.505	803	1,2
45	EGB-S-SSL6	46,34	44,20	46,34	29.2.2016	-14,1	504	22.816	23,2
46	EGB-S-SSL8	34,12	28,56	33,28	29.2.2016	27,8	288	9.124	16,6
47	EGB-S-SSLA	16,06	11,60	15,92	24.3.2016	-35,8	800	11.204	8,0
48	EGB-S-SSLB	7,18	7,18	7,18	5.2.2016	0,0	180	1.292	3,6
49	EGB-S-SSPD	27,24	10,68	10,98	31.3.2016	-17,2	34.807	498.189	11,0
51	EGB-S-SSPE	35,16	17,41	17,86	31.3.2016	-5,0	4.828	123.193	17,9

No.	Symbol	High	Low	Last	Date of last trade	Net change (%)	Volume	Turnover	Market Capitalization
52	EGB-S-SSPF	21,94	4,50	4,74	31.3.2016	-9,2	162.427	1.946.417	4,7
53	EGB-S-SSPG	15,26	3,73	4,46	3.3.2016	-56,4	176.513	1.703.310	4,5
54	EGB-S-SWLM	128,90	119,10	126,40	9.3.2016	34,6	206	25.735	31,6
55	EGB-S-SWLN	95,00	86,10	95,00	31.3.2016	17,0	402	36.139	23,8
56	EGB-S-SWLO	110	33	54	31.3.2016	26,0	12.707	763.198	13,6
57	EGB-S-SWLP	82	12	19	16.3.2016	-61,9	8.596	309.762	4,8

## 1.14 Bonds performance

(All prices in % of par value, turnover in HRK)

Symbol	High	Low	Last	Date of last trade	Volume	Turnover
<b>Orderbook trades</b>						
ATGR-O-169A	103,25	103,25	103,25	18.2.2016	3.000	3.098
FNOI-D-167A	99,23	98,85	99,23	8.3.2016	45.973	348.438
FNOI-D-171A	97,67	97,15	97,62	8.3.2016	22.222	165.678
FNOI-D-177A	95,59	95,06	95,59	8.3.2016	17.727	129.164
FNOI-D-181A	94,00	92,54	94,00	17.3.2016	20.871	148.266
FNOI-D-187A	92,00	89,69	92,00	30.3.2016	35.871	248.318
FNOI-D-191A	87,31	86,49	87,31	18.3.2016	6.536	43.390
FNOI-D-197A	88,00	83,04	88,00	24.3.2016	10.871	70.609
MTEL-O-137A	70,00	70,00	70,00	22.1.2016	281.936	755.827
OPTE-O-142A	50,00	30,00	50,00	10.3.2016	241.667	24.250
RHMF-O-17BA	108,00	107,50	107,65	10.3.2016	30.000.000	32.287.500
RHMF-O-19BA	111,60	110,50	111,60	17.3.2016	674.000	5.718.699
RHMF-O-203E	116,80	115,10	116,80	17.3.2016	37.000	325.153
RHMF-O-227E	117,70	117,70	117,70	16.3.2016	24.000	213.683
RHMF-O-247E	115,75	114,50	115,75	23.3.2016	454.940	4.001.335
RHMF-O-257A	107,20	105,00	106,20	29.3.2016	60.586.137	64.127.127
RHMF-O-26CA	104,00	101,95	104,00	30.3.2016	57.789.400	59.462.704
RIBA-O-177A	104,50	102,50	104,50	22.3.2016	858.238	6.829.572
RIBA-O-17BA	105,00	105,00	105,00	29.1.2016	5.504.370	5.779.589
<b>Total</b>					<b>156.614.760</b>	<b>180.682.397</b>
<b>Block trades</b>						
RHMF-O-172A	103,35	103,20	103,35	29.1.2016	8.680.296	8.963.855
RHMF-O-17BA	108,00	108,00	108,00	29.2.2016	8.405.000	9.077.400
RHMF-O-187A	107,80	107,80	107,80	29.2.2016	7.500.000	8.085.000
RHMF-O-203A	117,55	117,55	117,55	1.3.2016	6.000.000	7.053.000
RHMF-O-26CA	103,8	102,22	103,80	21.3.2016	30.614.166	31.644.962
<b>Total</b>					<b>61.199.462</b>	<b>64.824.217</b>
<b>BONDS TOTAL</b>					<b>217.814.222</b>	<b>245.506.614</b>

## 1.15 OTC Turnover

(All prices in % of par value, turnover in Kunas)

Symbol	High	Low	Last	Date of last trade	Volume	Turnover
ACI-R-A	5.680,00	5.482,50	5.482,50	24.2.2016	15	83.389
ATGR-O-169A	103,25	102,78	102,78	4.3.2016	2.036.700	2.100.339
EPLT-R-A	150,00	150,00	150,00	26.1.2016	1.550	232.500
ERNT-R-A	1.000,00	1.000,00	1.000,00	24.2.2016	89	89.000
FNOI-D-167A	98,99	98,99	98,99	1.2.2016	32.357	245.259
FNOI-D-171A	97,33	97,33	97,33	1.2.2016	24.272	180.886
FNOI-D-177A	95,27	95,27	95,27	1.2.2016	17.195	125.433
FNOI-D-181A	92,77	92,77	92,77	1.2.2016	18.554	131.796
FNOI-D-187A	89,94	89,94	89,94	1.2.2016	15.064	103.742
FNOI-D-191A	86,74	86,74	86,74	1.2.2016	12.243	81.317
FNOI-D-197A	83,30	83,30	83,30	1.2.2016	11.332	72.280
GRNL-R-A	140,00	140,00	140,00	31.3.2016	122.210	17.109.400
HP-O-19BA	105,50	105,23	105,23	23.3.2016	12.800.289	13.486.485
HT-R-A	143,25	142,41	142,64	30.3.2016	40.487	5.769.186
HUPZ-R-A	1.800,00	1.800,00	1.800,00	7.3.2016	1	1.800
IPKK-R-A	42,00	42,00	42,00	17.3.2016	2.608	109.536
JDBA-R-A	235,00	230,00	235,00	17.3.2016	2.000	465.000
JDOS-R-A	2.650,00	2.650,00	2.650,00	23.3.2016	70	185.500
JRLN-O-17AA	103,20	103,20	103,20	28.1.2016	50.000	395.089
KBZ-R-A	159,10	159,10	159,10	4.1.2016	69.000	10.977.900
KRAS-R-A	500,91	500,91	500,91	12.2.2016	93.772	46.971.333
OPEK-R-A	289,50	289,50	289,50	19.1.2016	240	69.480
PVCM-R-A	100,00	100,00	100,00	17.3.2016	11.874	1.187.400
RHMF-O-167A	102,40	101,45	101,45	29.3.2016	756.420.700	772.422.621
RHMF-O-172A	103,52	102,90	103,00	29.3.2016	1.217.625.094	1.257.911.696
RHMF-O-17BA	108,50	107,10	107,76	30.3.2016	2.121.488.000	2.289.627.127
RHMF-O-187A	108,20	106,35	107,90	31.3.2016	1.740.618.420	1.874.610.492
RHMF-O-19BA	111,75	110,10	111,65	29.3.2016	52.723.715	444.358.647
RHMF-O-203A	118,00	115,65	118,00	29.3.2016	89.210.000	104.092.585
RHMF-O-203E	116,80	115,36	116,50	24.3.2016	23.499.601	208.469.619
RHMF-O-227E	118,95	117,25	117,60	24.3.2016	6.520.000	58.719.719
RHMF-O-247E	115,85	114,95	115,85	24.3.2016	4.898.340	43.292.707
RHMF-O-257A	107,20	105,20	106,10	29.3.2016	399.895.006	426.361.926
RHMF-O-26CA	104,25	101,40	103,95	31.3.2016	1.564.419.444	1.611.295.709
RIBA-O-177A	104,70	104,00	104,60	29.2.2016	400.000	3.192.442
<b>Total</b>					<b>7.999.117.787</b>	<b>9.210.312.578</b>

## 2 Members

### 2.1 Top 10 Members by Equity Turnover

Rank	Member	Equity turnover (HRK)	Market share (%)
1	Interkapital vrijednosni papiri d.o.o.	512.237.218	38,27
2	Fima vrijednosnice d.o.o.	187.722.092	14,03
3	Erste&Steiermarkische Bank d.d.	160.307.910	11,98
4	Hypo Alpe-Adria-Bank d.d.	95.651.101	7,15

5	HITA vrijednosnice d.d.	86.655.117	6,47
6	Zagrebačka banka d.d.	80.097.500	5,98
7	Privredna banka Zagreb d.d.	68.430.036	5,11
8	Agram brokeri d.d.	44.829.131	3,35
9	Raiffeisenbank Austria d.d.	22.943.122	1,71
10	Societe Generale-Splitska banka d.d.	21.638.158	1,62

## 2.2 Top 10 Members by Structured Products Turnover

Rank	Member	Structured Products turnover (HRK)	Market share (%)
1	Erste&Steiermarkische Bank d.d.	22.610.640	52,91
2	Agram brokeri d.d.	7.307.544	17,10
3	Privredna banka Zagreb d.d.	3.586.004	8,39
4	Interkapital vrijednosni papiri d.o.o.	3.341.174	7,82
5	Podravska banka d.d.	2.590.309	6,06
6	HITA vrijednosnice d.d.	1.851.405	4,33
7	Antea brokeri d.o.o.	527.067	1,23
8	Fima vrijednosnice d.o.o.	406.980	0,95
9	Croatia banka d.d.	203.805	0,48
10	Zagrebačka banka d.d.	139.069	0,33

### 2.3 Top 10 Members by Bond Turnover

Rank	Member	Bond turnover (HRK)	Market share (%)
1	Interkapital vrijednosni papiri d.o.o.	144.970.119	29,52
2	Erste&Steiermarkische Bank d.d.	91.243.240	18,58
3	Privredna banka Zagreb d.d.	85.584.686	17,43
4	Raiffeisenbank Austria d.d.	68.453.090	13,94
5	Podravska banka d.d.	35.198.351	7,17
6	Zagrebačka banka d.d.	34.156.115	6,96
7	Societe Generale-Splitska banka d.d.	10.740.170	2,19
8	Agram brokeri d.d.	9.857.088	2,01
9	Hrvatska poštanska banka d.d.	4.250.783	0,87
10	Croatia banka d.d.	3.714.658	0,76

### 2.4 Top 10 Members by Total Turnover

Rank	Member	Total turnover (HRK)	Market share (%)
1	Interkapital vrijednosni papiri d.o.o.	660.548.511	35,28
2	Erste&Steiermarkische Bank d.d.	274.161.790	14,64
3	Fima vrijednosnice d.o.o.	188.522.646	10,07
4	Privredna banka Zagreb d.d.	157.600.726	8,42
5	Zagrebačka banka d.d.	114.392.684	6,11
6	Hypo Alpe-Adria-Bank d.d.	96.494.628	5,15
7	Raiffeisenbank Austria d.d.	91.396.212	4,88
8	HITA vrijednosnice d.d.	90.025.213	4,81
9	Agram brokeri d.d.	61.993.763	3,31
10	Podravska banka d.d.	46.620.467	2,49

### 2.5 Top 10 Members by Number of Trades

Rank	Member	Number of trades	Market share (%)
1	Agram brokeri dioničko društvo za poslovanje vrijednosnim papirima	11.145	15,20%
2	Hita vrijednosnice d.d.	9.477	11,84%
3	Interkapital vrijednosni papiri d.o.o.	7.383	11,34%
4	Privredna banka Zagreb d.d.	7.070	10,38%
5	Erste&Steiermarkische banka dioničko društvo	6.473	7,44%
6	Zagrebačka banka d.d.	4.640	7,03%
7	Fima-vrijednosnice d.o.o.	4.383	3,16%
8	Hypo-Alpe-Adria Bank d.d.	1.973	2,96%
9	Raiffeisenbank Austria d.d.	1.846	2,70%
10	Societe Generale-Splitska banka d.d.	1.684	2,19%



## 2.6 Stocks with Market Makers

	Symbol	Issuer	Market Maker
1	ADPL-R-A	AD Plastik d.d.	Erste&Steiermärkische Bank d.d.
2	ADPL-R-A	AD Plastik d.d.	Interkapital vrijednosni papiri d.o.o.
3	ATGR-R-A	Atlantic Grupa d.d.	Interkapital vrijednosni papiri d.o.o.
4	ATGR-R-A	Atlantic Grupa d.d.	Zagrebačka banka d.d.
5	DDJH-R-A	Đuro Đaković Holding d.d.	Erste&Steiermärkische Bank d.d.
6	HT-R-A	Hrvatski Telekom d.d.	Erste&Steiermärkische Bank d.d.
7	HT-R-A	Hrvatski Telekom d.d.	Interkapital vrijednosni papiri d.o.o.
8	KOEI-R-A	Končar - Elektroindustrija d.d.	Interkapital vrijednosni papiri d.o.o.
9	LEDO-R-A	Ledo d.d.	Erste&Steiermärkische Bank d.d.
10	LEDO-R-A	Ledo d.d.	Raiffeisenbank Austria d.d.
11	PODR-R-A	Podravka d.d.	Interkapital vrijednosni papiri d.o.o.
12	PODR-R-A	Podravka d.d.	Zagrebačka banka d.d.
13	TPNG-R-A	Tankerska Next Generation d.d.	Interkapital vrijednosni papiri d.o.o.
14	ULPL-R-A	Uljanik Plovidba d.d.	Raiffeisenbank Austria d.d.
15	RIVP-R-A	VALAMAR RIVIERA d.d.	Interkapital vrijednosni papiri d.o.o.
16	RIVP-R-A	VALAMAR RIVIERA d.d.	Zagrebačka banka d.d.

## 3 Corporate Actions

### 3.1 New Listings

#### 3.1.1 Equities

	Issuer	Listing date	Number of listed shares	Nominal value
<b>MTF</b>				
DRNI-R-A	DRNIŠPLAST d.d.	01.02.2016.	61.490	100,00
EHOS-R-A	EUROHERC osiguranje d.d.	14.03.2016.	305.010	200,00



### 3.1.2 Bonds

	Issuer	Listing date	Number of listed bonds	Nominal value
<b>Official Market</b>				
JDGL-O-20CA	JADRAN - GALENSKI LABORATORIJ d. d.	23.03.2016.	200.000.000	1,00 HRK

### 3.1.3 Structured Products

Symbol	Instrument name	Issuer	Listing date	Number of listed
<b>Regular Market</b>				
EGB-S-LGDD	Turbos zlato long	Erste Group Bank AG	20.01.2016.	100.000
EGB-S-SDXU	Turbos DAX short	Erste Group Bank AG	20.01.2016.	250.000
EGB-S-SDXT	Turbos DAX short	Erste Group Bank AG	20.01.2016.	250.000
EGB-S-LSPI	Turbos E-mini S&P 500 long	Erste Group Bank AG	20.01.2016.	1.000.000
EGB-S-SSPG	Turbos E-mini S&P 500 short	Erste Group Bank AG	20.01.2016.	1.000.000
EGB-S-LWLP	Turbos WTI light sweet (nafta) long	Erste Group Bank AG	20.01.2016.	250.000
EGB-S-SWLP	Turbos WTI light sweet (nafta) short	Erste Group Bank AG	20.01.2016.	250.000
EGB-S-LHT7	Turbos HRVATSKI TELEKOM	Erste Group Bank AG	28.01.2016.	25.000
EGB-S-SDXZ	Turbos DAX short	Erste Group Bank AG	11.02.2016.	250.000
EGB-S-SDXV	Turbos DAX short	Erste Group Bank AG	11.02.2016.	250.000
EGB-S-LBUE	Turbos EURO BUND FUTURE long	Erste Group Bank AG	11.02.2016.	250.000
EGB-S-SBUK	Turbos EURO BUND FUTURE short	Erste Group Bank AG	11.02.2016.	250.000
EGB-S-SBUJ	Turbos EURO BUND FUTURE short	Erste Group Bank AG	11.02.2016.	250.000
EGB-S-LDXV	Turbos DAX long	Erste Group Bank AG	18.02.2016.	250.000
EGB-S-LSPJ	Turbos E-mini S&P 500 long	Erste Group Bank AG	18.02.2016.	1.000.000
EGB-S-LBUF	Turbos EURO BUND FUTURE long	Erste Group Bank AG	18.02.2016.	250.000
EGB-S-LGDE	Turbos zlato long	Erste Group Bank AG	18.02.2016.	10.000
EGB-S-LWLQ	Turbos WTI light sweet (nafta) long	Erste Group Bank AG	03.03.2016.	250.000
EGB-S-LDXQ	Turbos DAX long	Erste Group Bank AG	03.03.2016.	250.000
EGB-S-SBUL	Turbos EURO BUND FUTURE short	Erste Group Bank AG	03.03.2016.	250.000
EGB-S-LSPK	Turbos E-mini S&P 500 long	Erste Group Bank AG	03.03.2016.	1.000.000
EGB-S-LDXZ	Turbos DAX long	Erste Group Bank AG	22.03.2016.	250.000
EGB-S-LSPL	Turbos E-mini S&P 500 long	Erste Group Bank AG	22.03.2016.	1.000.000
EGB-S-LWLR	Turbos WTI light sweet (nafta) long	Erste Group Bank AG	22.03.2016.	250.000

## 3.2 Delistings

### 3.2.1 Equities

Symbol	Issuer	Last trading date	Delisting date
<b>Official Market</b>			
VERN-R-A	Genera d.d.	17.02.2016.	18.02.2016.
<b>Regular Market</b>			
TOZ-R-A	TOZ Penkala, Tvornica olovaka Zagreb d.d. u stečaju	18.01.2016.	19.01.2016.
SCOS-R-A	SUNCE OSIGURANJE d.d.	17.02.2016.	18.02.2016.
<b>MTF</b>			
ADBK-R-A	AUTO-DUBROVNIK d.d.	17.02.2016.	18.02.2016.
ASER-R-A	AUTOMEHANIKA SERVISI d.d.	17.02.2016.	18.02.2016.
EHOS-R-A	EUROHERC osiguranje d.d.	17.02.2016.	18.02.2016.
IMBA-R-A	IMEX BANKA d.d.	17.02.2016.	18.02.2016.
INFS-R-A	INFOSISTEM d.d.	17.02.2016.	18.02.2016.
ISAU-R-A	ISTRA - AUTO d.d.	17.02.2016.	18.02.2016.
KOTR-R-A	KONČAR - MJERNI TRANSFORMATORI d.d.	17.02.2016.	18.02.2016.
ZEP-R-A	ZAGREBAČKO ELEKTROTEHNIČKO PODUZEĆE d.d.	17.02.2016.	18.02.2016.

### 3.2.2 Structured Products

Symbol	Product name	Issuer	Last trading date	Delisting date
<b>Regular Market</b>				
EGB-S-LSPH	Turbos E-mini S&P 500 long	Erste Group Bank AG	05.01.2016.	05.01.2016.
EGB-S-LDXU	Turbos DAX long	Erste Group Bank AG	07.01.2016.	07.01.2016.
EGB-S-SNGD	Turbos HENRY HUB N.GAS short	Erste Group Bank AG	11.01.2016.	11.01.2016.
EGB-S-LWLN	Turbos WTI light sweet (nafta) long	Erste Group Bank AG	12.01.2016.	12.01.2016.
EGB-S-LSPG	Turbos E-mini S&P 500 long	Erste Group Bank AG	14.01.2016.	14.01.2016.
EGB-S-LHT4	Turbos HRVATSKI TELEKOM	Erste Group Bank AG	15.01.2016.	15.01.2016.
EGB-S-LDXS	Turbos DAX long	Erste Group Bank AG	15.01.2016.	15.01.2016.
EGB-S-SGDA	Turbos zlato short	Erste Group Bank AG	27.01.2016.	27.01.2016.
EGB-S-SBUE	Turbos EURO BUND FUTURE short	Erste Group Bank AG	28.01.2016.	28.01.2016.
EGB-S-SBUI	Turbos EURO BUND FUTURE short	Erste Group Bank AG	03.02.2016.	03.02.2016.
EGB-S-LDXG	Turbos DAX long	Erste Group Bank AG	08.02.2016.	08.02.2016.
EGB-S-SSLB	Turbos srebro short	Erste Group Bank AG	08.02.2016.	08.02.2016.

Symbol	Product name	Issuer	Last trading date	Delisting date
EGB-S-LWLO	Turbos WTI light sweet (nafta) long	Erste Group Bank AG	10.02.2016.	10.02.2016.
EGB-S-SGD9	Turbos zlato short	Erste Group Bank AG	11.02.2016.	11.02.2016.
EGB-S-SBUJ	Turbos EURO BUND FUTURE short	Erste Group Bank AG	29.02.2016.	29.02.2016.
EGB-S-SDXV	Turbos DAX short	Erste Group Bank AG	02.03.2016.	02.03.2016.
EGB-S-LNGE	Turbos HENRY HUB N.GAS long	Erste Group Bank AG	03.03.2016.	03.03.2016.
EGB-S-SSPG	Turbos E-mini S&P 500 short	Erste Group Bank AG	04.03.2016.	04.03.2016.
EGB-S-SDXZ	Turbos DAX short	Erste Group Bank AG	10.03.2016.	10.03.2016.
EGB-S-SWLP	Turbos WTI light sweet (nafta) long	Erste Group Bank AG	17.03.2016.	17.03.2016.

### 3.3 Listing of additional issues

#### 3.3.1 Equities

Symbol	Issuer	Listing date	Number of additional shares	Total number of listed shares
<b>Regular Market</b>				
3MAJ-R-A	3. MAJ Brodogradilište d. d.	26.01.2016.	100.000	1.462.140
HPDG-R-A	HOTELI PODGORA d.d.*	28.01.2016.	2.250.000	2.616.250
AUHR-R-A	AUTO HRVATSKA d.d.	03.03.2016.	100.000	600.000

#### 3.3.2 Bonds

Symbol	Issuer	Listing date	Number of additional bonds	Total number of bonds
<b>Official Market</b>				
RHMF-O-26CA	Ministarstvo financija RH	18.03.2016.	4.000.000.000	10.000.000.000

### 3.4 Capital Decreases

Symbol	Issuer	Date	Before		After	
			No. of shares	Nom. value.	No. of shares	Nom. value.
<b>Regular Market</b>						
JDPL-R-A	JADROPLOV d.d.	11.01.2016	1.636.674	360,00	1.636.674	210,00

### 3.5 Securities conversion

Security transitional	Security	Issuer	No. of shares	Date	Rati o
<b>Regular Market</b>					
HPDG-R-B	HPDG-R-A	HOTELI PODGORA d.d.	2.250.000	01.02.2016.	1:1

## 4 Listed Financial Instruments

### 4.1 Stocks

No..	Symbol	Issuer	Listed quantity	Nominal value	Free float (%)
<b>Official Market</b>					
1	ADPL-R-A	AD Plastik d.d.	4.199.584	100 HRK	64,18
2	ATGR-R-A	Atlantic Grupa d.d.	3334300	40 HRK	38,02
3	CROS-P-A	Croatia osiguranje d.d.	8.750	1.400 HRK	53,29
4	CROS-R-A	Croatia osiguranje d.d.	420.947	1.400 HRK	9,08
5	DLKV-R-A	Dalekovod d.d.	24.719.305	10 HRK	39,13
6	GRNL-R-A	Granolio d.d.	1.901.643	10 HRK	39,26
7	HPB-R-A	HPB d.d.	2.024.625	600 HRK	27,86
8	HT-R-A	HT d.d.	81.888.535	-	42,34
9	IGH-R-A	Institut IGH d.d.	613.709	190 HRK	40,44
10	ILRA-R-A	Ilirija d.d.	274.286	550 HRK	25,33
11	INA-R-A	Ina d.d.	10.000.000	900 HRK	6,08
12	KOEI-R-A	Končar - elektroindustrija d.d.	2.572.119	470 HRK	79,29
13	LEDO-R-A	Ledo d.d.	313.920	380 HRK	49,86
14	LKPC-R-A	Luka Ploče d.d.	422.967	400 HRK	69,42
15	LKRI-R-A	Luka Rijeka d.d.	13.480.475	40 HRK	47,6
16	MDKA-R-A	Medika d.d.	30.194	6.500 HRK	11,9
17	MGMA-R-A	Magma d.d.	4.874.160	10 HRK	34,11
18	OPTE-R-A	OT-OPTIMA TELEKOM d.d.	63.556.808	10 HRK	40,66
19	PODR-R-A	Podravka d.d.	7.120.003	220 HRK	70,13
20	PTKM-R-A	Petrokemija d.d.	12.871.180	30 HRK	20,15
21	RIVP-R-A	VALAMAR RIVIERA d.d.	126.027.542	-	54,68
22	TPNG-R-A	TANKERSKA NEXT GENERATION d.d.	8.733.345	-	48,84
23	ULPL-R-A	Uljanik Plovidba d.d.	580.000	400 HRK	84,91
24	ULJN-R-A	ULJANIK, d. d.	3.356.250	30 HRK	79,22
25	VART-R-1	Varteks d. d.	2.220.807	50 HRK	53,52
26	VIRO-R-A	VIRO TVORNICA ŠEĆERA d.d.	1.386.667	-	27,09
<b>Regular Market</b>					
27	3MAJ-R-A	3. MAJ Brodogradilište d. d.	1.462.140	100 HRK	14,54
28	ACI-R-A	ACI d. d.	111.060	3.600 HRK	14,67
29	ADRS-P-A	Adris grupa d.d.	6.784.100	10 HRK	94,69
30	ADRS-R-A	Adris grupa d.d.	9.615.900	10 HRK	49,7
31	AGMM-R-A	Agromedimurje d.d.	37.390	1.400 HRK	29,15
32	AMDN-R-A	Apartmani Medena d.d.	765.376	300 HRK	84,68
33	ARNT-R-A	Arenaturist d. d.	2.182.500	20 HRK	25,85
34	ATLN-R-A	Excelsa nekretnine d.d.	3.335.801	-	14,17



No..	Symbol	Issuer	Listed quantity	Nominal value	Free float (%)
35	ATPL-R-A	Atlantska plovidba d.d.	1.395.520	300 HRK	78,18
36	AUHR-R-A	Auto Hrvatska d.d. Zagreb	600.000	100 HRK	61,2
37	BD62-R-A	Badel 1862 d.d.	752.106	100 HRK	30,44
38	BDMR-R-A	Brodomerkur d.d.	99.331	1.900 HRK	7,09
39	BLKL-R-A	Bilokalnik-IPA d.d.	499.582	300 HRK	6,31
40	BLJE-R-A	Belje d.d. Darda	8.215.487	40 HRK	49,49
41	BPBA-R-A	VABA d.d.	1.787.111	-	46,47
42	BRIN-R-A	ZAIF Breza d.d.	506.000	30 HRK	48,11
43	BRNK-R-A	Brionka d. d.	132.410	380 HRK	36,43
44	CHAG-R-A	Chromos agro d.d.	120.497	300 HRK	39,85
45	CKML-R-A	Čakovečki mlinovi d.d.	105.000	740 HRK	54,32
46	CRAL-R-A	Croatia airlines d.d.	9.899.755	10 HRK	3,2
47	CTKS-R-A	Čateks d.d.	246.201	200 HRK	56,13
48	DALS-R-A	Dalma d.d.	1.241.157	370 HRK	5,22
49	DDJH-R-A	Đuro Đaković holding d.d.	7.596.684	20 HRK	38,8
50	DTR-R-A	DTR d.d.	107.850	370 HRK	8,7
51	DUPM-R-A	Dubrovačko primorje d.d.	354.410	300 HRK	8,08
52	ELKL-R-A	Elektrometal d.d.	83.867	380 HRK	58,2
53	ELKP-R-A	Elektroprojekt d.d.	89.800	380 HRK	58,69
54	ELPR-R-A	Elektropromet d.d.	334.860	300 HRK	41,64
55	ERNT-R-A	Ericsson Nikola Tesla d.d.	1.331.650	100 HRK	50,69
56	FMPS-R-A	ZAIF Proprius d.d.	2.003.172	60 HRK	50,47
57	FNVC-R-A	Finvest Corp d. d.	617.751	250 HRK	9,26
58	HBRL-R-A	Hoteli Brela d.d.	14.354.170	10 HRK	10,42
59	HBVD-R-A	Hoteli Baška voda d.d.	286.383	80 HRK	7,72
60	HDEL-R-A	Hidroelektra niskogradnja d.d.	623.881	50 HRK	63,12
61	HEFA-R-A	Helios Faros d.d. u stečaju	338.420	200 HRK	7,84
62	HHLD-R-A	Hoteli Haludovo Malinska d.d.	10.732.908	20 HRK	21,62
63	HIMR-R-A	Imperial d.d.	635.855	400 HRK	51,11
64	HJDR-R-A	Hoteli Jadran d.d.	107.115	700 HRK	13,73
65	HMAM-R-A	Hoteli Makarska d.d.	1.119.470	200 HRK	10,3
66	HMDN-R-A	Hotel Medena d.d.	393.800	300 HRK	17,07
67	HMST-R-A	Hoteli Maestral d.d.	515.720	200 HRK	17,38
68	HPDG-R-A	MEDORA HOTELI I LJETOVALIŠTA d.d.	2.616.250	10 HRK	8,45
69	HTCP-R-A	Hoteli Tučepi, d.d.	548.200	300 HRK	8,59
70	HTPK-R-A	HTP Korčula d.d.	1.746.460	50 HRK	22,01
71	HTPO-R-A	HTP Orebić d.d.	475.820	100 HRK	13,71
72	HUPZ-R-A	HUP - Zagreb d.d.	431.992	470 HRK	36,09
73	HVDC-R-A	Hoteli Vodice d.d.	468.634	-	14,27
74	HZLA-R-A	Hoteli Zlatni rat d.d.	725.519	360 HRK	25,1



No..	Symbol	Issuer	Listed quantity	Nominal value	Free float (%)
75	HZVG-R-A	Hoteli Živogošće d.d.	302.760	10 HRK	26,48
76	IKBA-P-A	Istarska kreditna banka Umag d.d.	3.026	1.100 HRK	56,08
77	IKBA-R-A	Istarska kreditna banka Umag d.d.	144.974	1.100 HRK	50,79
78	IMZV-R-A	Imunološki zavod d.d.	225.284	380 HRK	26,59
79	INGR-R-A	Ingra d.d.	13.545.200	-	94,29
80	IPKK-R-A	Termes grupa d.d.	715.090	100 HRK	10,4
81	ISTR-R-A	ISTRA d.d.	64.980	1.700 HRK	15,72
82	JDBA-R-A	Jadranska banka d.d.	183.399	1.000 HRK	54,19
83	JDGT-R-A	Jadroagent d.d.	110.845	450 HRK	100
84	JDOS-R-A	Jadransko osiguranje d.d.	125.000	400 HRK	75,75
85	JDPL-R-A	Jadroplov d.d.	1.636.674	210 HRK	29,97
86	JDRF-R-A	Jadran film d.d.	163.470	100 HRK	11,73
87	JDTC-R-A	Jadran d.d.	141.633	300 HRK	27,46
88	JLSA-R-A	Jelsa d.d.	1.343.473	70 HRK	3,19
89	JMNC-R-A	Jamnica d.d.	22.126	3.800 HRK	14
90	JNAF-R-A	Janaf d.d.	1.007.658	2.830 HRK	8,64
91	KABA-P-A	Karlovačka banka d.d.	10.824	100 HRK	34,58
92	KABA-R-A	Karlovačka banka d.d.	1.328.233	10 HRK	66,54
93	KBZ-R-A	Kreditna banka Zagreb d.d.	1.937.753	100 HRK	23,79
94	KMSK-R-A	KAMENSKO d.d. u stečaju	212.671	400 HRK	60,26
95	KODT-P-A	Končar - distributivni i specijalni transformatori d.d.	61.428	300 HRK	90,74
96	KODT-R-A	Končar - distributivni i specijalni transformatori d.d.	194.188	300 HRK	26,99
97	KOES-R-A	Koestlin d.d.	130.276	700 HRK	12,01
98	KOKA-R-A	Koka d.d.	903.220	200 HRK	7,62
99	KOSK-P-A	Končar - sklopna postrojenja d.d.	40.718	130 HRK	79,5
100	KOSK-R-A	Končar - sklopna postrojenja d.d.	82.502	130 HRK	8,15
101	KRAS-R-A	Kraš d.d.	1.373.621	400 HRK	52,82
102	KTJV-R-A	Kutjevo d.d.	5.726.429	50 HRK	6,71
103	KTKS-R-A	Koteks d.d.	669.467	50 HRK	9,77
104	LPLH-R-A	Lošinjska plovodba - holding d.d.	662.416	350 HRK	43,32
105	LRH-R-A	Liburnia Riviera Hoteli d.d.	302.641	2.300 HRK	17,08
106	LURA-R-A	Dukat d.d.	3.000.000	100 HRK	6,3
107	MAIS-R-A	Maistra d. d.	10.944.339	-	10,89
108	MIV-R-A	MIV d.d.	15.018	3.700 HRK	42,07
109	MRSK-R-A	MARASKA d.d.	998.833	70 HRK	2,5
110	NVBA-R-A	Nava banka d.d. u stečaju	426.981	30 HRK	32,01
111	OLVD-R-A	Olympia Vodice d.d.	468.786	-	6,47
112	PAN-R-A	PAN - Trgopromet d.d.	532.207	100 HRK	7,19
113	PBZ-R-A	PBZ d.d.	19.074.769	100 HRK	2,19

No..	Symbol	Issuer	Listed quantity	Nominal value	Free float (%)
114	PDBA-R-A	Podravska banka d.d.	668.749	400 HRK	45,06
115	PIKR-R-A	PIK d. d.	233.460	350 HRK	46,41
116	PIVK-R-A	PIK-Vinkovci d.d.	317.225	400 HRK	38,58
117	PLAG-P-A	Plava laguna d.d.	105.000	1.000 HRK	-
118	PLAG-R-A	Plava laguna d.d.	546.318	-	17,99
119	PLCH-R-A	Palace hotel Zagreb d.d.	126.726	400 HRK	12,64
120	PLJK-R-A	Puljanka d.d.	1.055.558	100 HRK	26,02
121	PUNT-P-A	Pounje d.d.	300.000	10 HRK	-
122	PUNT-R-A	Pounje d.d.	1.333.350	10 HRK	81,63
123	QUNE-R-A	Quaestus nekretnine d.d. u likvidaciji	2.255.463	80 HRK	80,96
124	RIZO-R-A	RIZ-odašiljači d.d.	374.179	370 HRK	39,55
125	SAPN-R-A	Saponia d.d.	658.564	-	12,22
126	SLDM-R-A	Slobodna Dalmacija d.d.	5.221.116	70 HRK	4,54
127	SLPF-R-A	SZAIIF d.d.	3.346.418	20 HRK	43,71
128	SLRS-R-A	Solaris d.d.	617.719	300 HRK	7,96
129	SNBA-R-A	Slatinska banka d.d.	918.972	100 HRK	69,22
130	SPVA-R-A	Spačva d.d. Vinkovci	3.776.522	20 HRK	1,77
131	SUNH-R-A	Sunčani Hvar d.d.	19.418.785	20 HRK	13,26
132	THNK-R-A	Tehnika d.d.	189.460	900 HRK	69,93
133	TISK-R-A	Tisak d.d.	2.386.587	100 HRK	16,54
134	TKPR-R-A	Tekstilpromet d.d.	81.842	400 HRK	48,29
135	TLM-R-A	TLM d.d.	1.840.082	-	11,96
136	TNKC-R-A	Tankerkomerc d.d.	34.182	1.880 HRK	57,64
137	TRFM-R-A	Terra firma d. d.	36.000	1.000 HRK	29,31
138	TRMD-R-A	Terra Mediterranea d.d.	230.997	100 HRK	56,67
139	TUHO-R-A	Turisthotel d.d.	366.756	580 HRK	62,77
140	VDKT-R-A	Viadukt d.d.	456.813	300 HRK	78,42
141	VDZG-R-A	Vodoprivreda Zagreb d.d.	395.449	100 HRK	9,99
142	VJSN-R-A	Vjesnik d.d.	1.061.683	100 HRK	20,85
143	VLEN-R-B	BRODOGRADILIŠTE VIKTOR LENAC d. d.	16.813.247	10 HRK	15,33
144	VPIK-R-A	Vupik d.d.	1.503.254	40 HRK	37,51
145	ZABA-R-A	Zagrebačka banka d.d.	320.241.955	20 HRK	3,8
146	ZPKL-R-A	Zagrebačke pekarnice Klara d.d.	283.760	400 HRK	24,32
147	ZTNJ-R-A	Žitnjak d.d.	205.643	690 HRK	10,57
148	ZVCV-R-A	Zvečevo d.d.	307.808	200 HRK	37
149	ZVZD-R-A	Zvijezda d.d.	100.257	2.000 HRK	31,2
<b>MTF-Fortis</b>					
1	BCIN-R-A	BC Institut d.d.	166.500	180 HRK	36,95
2	BDSS-R-A	Brodospas d.d. Split	372.331	80 HRK	21,91
3	BETA-R-A	SNH BETA d.d.	2.670.000	-	40,66

No..	Symbol	Issuer	Listed quantity	Nominal value	Free float (%)
4	BRBA-P-A	KentBank d. d.	2.547	3.800 HRK	17,2
5	DELT-R-A	SNH DELTA d.d.	2.670.000	-	37,66
6	DRNI-R-A	DRNIŠPLAST d.d.	61.490	100 HRK	53,75
7	EHOS-R-A	EUROHERC osiguranje d.d.	305.010	200 HRK	62,47
8	EPLT-P-A	Europlantaže d.d.	1.777.040	10 HRK	6,3
9	EPLT-R-A	Europlantaže d.d.	2.321.088	10 HRK	2,22
10	FRNK-R-A	Franck d.d.	427.170	780 HRK	17,42
11	GAMA-R-A	SNH GAMA d.d.	2.670.000	-	37,66
12	GBRT-R-A	Gabarit d.d.	68.100	10 HRK	2,42
13	HDUZ-R-A	Hotel Dubrovnik d.d.	267.200	380 HRK	14,03
14	HMNS-R-A	Humanitas d.d.	1.649.663	10 HRK	2,78
15	HRDH-R-A	Hrvatski duhani d.d.	842.807	300 HRK	7,3
16	IFNK-R-A	Info poslovne nekretnine d.d.	53.091	350 HRK	50,7
17	KOEL-R-A	KONČAR-ELEKTRIČNA VOZILA d.d.	156.756	300 HRK	24,96
18	KOIN-R-A	KONČAR - INEM d.d.	123.756	340 HRK	24,97
19	KOMK-R-A	KONČAR - Metalne konstrukcije d.d.	82.152	300 HRK	24,99
20	KOTR-P-A	Končar - mjerni transformatori d.d.	27.132	300 HRK	75,47
21	KTKA-R-A	KOTKA d.d.	33.077	800 HRK	35,4
22	LCDS-R-A	Lucidus d.d.	2.531.200	100 HRK	26,09
23	LULG-R-A	LUX ULAGANJA d.d.	2.670.000	10 HRK	28,56
24	MIVA-R-A	Vajda d.d. Čakovec	64.930	410 HRK	15,51
25	NEXE-R-A	Nexe grupa d.d.	9.463.780	10 HRK	13,29
26	OPEK-R-A	Opeka d.d.	911.000	100 HRK	3,54
27	PCTS-R-A	SN PECTINATUS d.d.	2.670.000	10 HRK	36,67
28	PRFC-R-A	Proficio d.d.	3.912.908	10 HRK	42,38
29	PSMR-R-A	Pismorad d.d.	23.290	370 HRK	50,52
30	PVCM-R-A	PEVEC d.d.	1.305.817	100 HRK	73,4
31	RZVI-R-A	Razvitak d.d. u stečaju	2.123.040	10 HRK	8,71
32	SM86-R-A	SEM 1986 d.d.	136.432	120 HRK	13,63
33	SNHA-R-A	SNH ALFA d.d.	2.670.000	-	42,14
34	SPNV-R-A	Spin Valis d.d.	65.706	440 HRK	25,49
35	THMT-R-A	TEHNOMONT d.d.	268.321	300 HRK	22,19
36	TNPL-R-A	TANKERSKA PLOVIDBA d.d.	558.537	600 HRK	7,04
37	TSHC-R-A	Tvornica stočne hrane d.d.	13.551	2.900 HRK	74,48
38	VPRV-R-A	VELEPROMET VUKOVAR d.d.	409.145	40 HRK	42,47

## 4.2 Bonds

Symbol	Issuer	Nominal value	Listed quantity	Coupon rate	Maturity
<b>Official Market</b>					
ATGR-O-169A	Atlantic Grupa d.d.	1 HRK	115.000.000	6,7500	20.9.2016
FNOI-D-151A	Fond za naknadu oduzete imovine	1 EUR	3.733.790	0,0000	1.1.2015
FNOI-D-157A	Fond za naknadu oduzete imovine	1 EUR	3.733.790	0,0000	1.7.2015
FNOI-D-161A	Fond za naknadu oduzete imovine	1 EUR	3.733.790	0,0000	1.1.2016
FNOI-D-167A	Fond za naknadu oduzete imovine	1 EUR	3.733.790	0,0000	1.7.2016
FNOI-D-171A	Fond za naknadu oduzete imovine	1 EUR	3.733.790	0,0000	1.1.2017
FNOI-D-177A	Fond za naknadu oduzete imovine	1 EUR	3.733.790	0,0000	1.7.2017
FNOI-D-181A	Fond za naknadu oduzete imovine	1 EUR	3.733.790	0,0000	1.1.2018
FNOI-D-187A	Fond za naknadu oduzete imovine	1 EUR	3.733.790	0,0000	1.7.2018
FNOI-D-191A	Fond za naknadu oduzete imovine	1 EUR	3.733.790	0,0000	1.1.2019
FNOI-D-197A	Fond za naknadu oduzete imovine	1 EUR	3.733.790	0,0000	1.7.2019
GDRI-O-167A	Grad Rijeka	1 EUR	24.574.513	4,1250	18.7.2016
GDST-O-15BA	Grad Split	1 EUR	8.100.000	4,7500	27.11.2015
GDST-O-177A	Grad Split	1 EUR	8.200.000	6,0000	8.7.2017
HEP-O-17CA	HEP d.d.	1 HRK	700.000.000	6,5000	7.12.2017
HOTR-O-173A	Hospitalija trgovina d.o.o.	1 EUR	7.715.000	9,7500	23.3.2017
HP-O-155A	HP - Hrvatska pošta d.d.	1 HRK	400.000.000	7,7500	31.5.2015
IGH-O-176A	Institut IGH d.d.	1 EUR	10.000.000	9,0000	6.6.2017
INGR-O-11CA	Ingra d.d.	1 HRK	162.425.661	6,1250	6.12.2016
JDGL-O-166A	JADRAN - GALENSKI LABORATORIJ d. d.	1 HRK	140.000.000	4,8000	10.6.2016
JRLN-O-17AA	Jadrolinija	1 EUR	11.000.000	6,5000	24.10.2017
MTEL-O-137A	Metronet telekomunikacije d.d.	0,50 EUR	19.800.000	4,5000	19.3.2022
OIV-O-14BA	Odašiljači i veze d.o.o.	1 HRK	100.000.000	7,2500	20.11.2014
PLOR-O-157A	Plodine d. d.	1 HRK	62.170.000	9,0000	10.7.2015
RHMF-O-157A	Ministarstvo financija Republike Hrvatske	1 EUR	350.000.000	4,2500	14.7.2015
RHMF-O-15CA	Ministarstvo financija Republike Hrvatske	1 HRK	5.500.000.000	5,2500	15.12.2015
RHMF-O-167A	Ministarstvo financija Republike Hrvatske	1 HRK	3.500.000.000	5,7500	22.7.2016
RHMF-O-172A	Ministarstvo financija Republike Hrvatske	1 HRK	5.500.000.000	4,7500	8.2.2017
RHMF-O-17BA	Ministarstvo financija Republike Hrvatske	1 HRK	4.000.000.000	6,2500	25.11.2017
RHMF-O-187A	Ministarstvo financija Republike Hrvatske	1 HRK	2.750.000.000	5,2500	10.7.2018
RHMF-O-19BA	Ministarstvo financija Republike Hrvatske	1 EUR	1.000.000.000	5,3750	29.11.2019
RHMF-O-203A	Ministarstvo financija Republike Hrvatske	1 HRK	5.000.000.000	6,7500	5.3.2020
RHMF-O-203E	Ministarstvo financija Republike Hrvatske	1 EUR	1.000.000.000	6,5000	5.3.2020
RHMF-O-227E	Ministarstvo financija Republike Hrvatske	1 EUR	1.000.000.000	6,5000	22.7.2022
RHMF-O-247E	Ministarstvo financija Republike Hrvatske	1 EUR	1.400.000.000	5,7500	10.7.2024
RIBA-O-177A	Erste&Steiermärkische Bank d. d.	1 EUR	80.000.000	6,5000	18.7.2017
RIBA-O-17BA	Erste&Steiermärkische Bank d. d.	1 HRK	300.000.000	5,8750	23.11.2017
SCVI-O-14CA	ŠC Višnjik d.o.o.	1 EUR	9.600.000	8,8100	23.12.2014
<b>Regular Market</b>					
GROS-O-17AA	Grad Osijek	1 HRK	25.000.000	5,5000	30.10.2017
GRVI-O-17AA	Grad Vinkovci	1 HRK	42.000.000	5,5000	23.10.2017



### 4.3 Rights

Symbol	Issuer	Nominal value	Listed quantity
RHMJ-A-A	Republika Hrvatska	1 HRK	400.000.000
RHMF-A-A	Republika Hrvatska	1 HRK	644.750.000

### 4.4 Structured Products

Symbol	Issuer	Instrument name	Maturity	Ratio	Strike price	Barrier price
<b>Turbo certificates</b>						
<b>Regular Market</b>						
EGB-S-LBU5	Erste Group Bank AG	Turbos EURO BUND FUTURE long		1	140,1252 EUR	142,1252 EUR
EGB-S-LBU6	Erste Group Bank AG	Turbos EURO BUND FUTURE long		1	147,9572 EUR	148,9572 EUR
EGB-S-LBUC	Erste Group Bank AG	Turbos EURO BUND FUTURE long		1	150,9287 EUR	151,9287 EUR
EGB-S-LBUD	Erste Group Bank AG	Turbos EURO BUND FUTURE long		1	153,9724 EUR	154,9724 EUR
EGB-S-LBUE	Erste Group Bank AG	Turbos EURO BUND FUTURE long		1	156,9853 EUR	157,9853 EUR
EGB-S-LBUF	Erste Group Bank AG	Turbos EURO BUND FUTURE long		1	160,0050 EUR	161,0050 EUR
EGB-S-LDXE	Erste Group Bank AG	Turbos DAX long		0,01	8.378,4771 EUR	8.628,4771 EUR
EGB-S-LDXF	Erste Group Bank AG	Turbos DAX long		0,01	7.854,9575 EUR	8.104,9575 EUR
EGB-S-LDXQ	Erste Group Bank AG	Turbos DAX long		0,01	8.879,8247 EUR	9.129,8247 EUR
EGB-S-LDXV	Erste Group Bank AG	Turbos DAX long		0,01	7.352,7306 EUR	7.602,7306 EUR
EGB-S-LDXZ	Erste Group Bank AG	Turbos DAX long		0,01	9.375,0417 EUR	9.625,0417 EUR
EGB-S-LGD9	Erste Group Bank AG	Turbos zlato long		0,1	965,6301 USD	1.015,6301 USD
EGB-S-LGDB	Erste Group Bank AG	Turbos zlato long		0,1	862,1422 USD	912,1422 USD
EGB-S-LGDD	Erste Group Bank AG	Turbos zlato long		0,1	1.014,8350 USD	1.064,8350 USD
EGB-S-LGDE	Erste Group Bank AG	Turbos zlato long		1	1.115,4943 USD	1.165,4943 USD
EGB-S-LHT7	Erste Group Bank AG	Turbos HRVATSKI TELEKOM (dionica) long		1	120,9032 HRK	130,9032 HRK
EGB-S-LNGF	Erste Group Bank AG	Turbos HENRY HUB N. GAS long		1	1,3798 USD	1,4798 USD
EGB-S-LSLC	Erste Group Bank AG	Turbos srebro long		1	13,1728 USD	13,6728 USD
EGB-S-LSLF	Erste Group Bank AG	Turbos srebro long		1	12,1438 USD	12,6438 USD
EGB-S-LSPF	Erste Group Bank AG	Turbos E-mini S&P 500 long	16.9.2016	0,01	1.721,8000 USD	1.771,8000 USD
EGB-S-LSPI	Erste Group Bank AG	Turbos E-mini S&P 500 long	16.9.2016	0,01	1.621,3500 USD	1.671,3500 USD
EGB-S-LSPJ	Erste Group Bank AG	Turbos E-mini S&P 500 long	16.9.2016	0,01	1.471,3500 USD	1.571,3500 USD

Symbol	Issuer	Instrument name	Maturity	Ratio	Strike price	Barrier price
EGB-S-LSPK	Erste Group Bank AG	Turbos E-mini S&P 500 long	16.9.2016	0,01	1.821,8000 USD	1.871,8000 USD
EGB-S-LSPL	Erste Group Bank AG	Turbos E-mini S&P 500 long	16.9.2016	0,01	1.931,45 USD	1.981,45 USD
EGB-S-LWLP	Erste Group Bank AG	Turbos WTI light sweet (nafta) long		1	24,7456 USD	26,2456 USD
EGB-S-LWLQ	Erste Group Bank AG	Turbos WTI light sweet (nafta) long		1	29,7545 USD	31,2545 USD
EGB-S-LWLR	Erste Group Bank AG	Turbos WTI light sweet (nafta) long		1	34,7405 USD	36,2405 USD
EGB-S-SBUK	Erste Group Bank AG	Turbos EURO BUND FUTURE short		1	167,3623 EUR	166,3623 EUR
EGB-S-SBUL	Erste Group Bank AG	Turbos EURO BUND FUTURE short		1	172,9946 EUR	171,9946 EUR
EGB-S-SDXI	Erste Group Bank AG	Turbos DAX short		0,01	12.337,2985 EUR	12.087,2985 EUR
EGB-S-SDXJ	Erste Group Bank AG	Turbos DAX short		0,01	12.828,5448 EUR	12.578,5448 EUR
EGB-S-SDXK	Erste Group Bank AG	Turbos DAX short		0,01	11.860,2024 EUR	11.610,2024 EUR
EGB-S-SDXS	Erste Group Bank AG	Turbos DAX short		0,01	11.371,8474 EUR	11.121,8474 EUR
EGB-S-SDXT	Erste Group Bank AG	Turbos DAX short		0,01	10.428,3037 EUR	10.178,3037 EUR
EGB-S-SDXU	Erste Group Bank AG	Turbos DAX short		0,01	10.924,8897 EUR	10.674,8897 EUR
EGB-S-SGD7	Erste Group Bank AG	Turbos zlato short		0,1	1.357,2234 USD	1.307,2234 USD
EGB-S-SGD8	Erste Group Bank AG	Turbos zlato short		0,1	1.453,1400 USD	1.403,1400 USD
EGB-S-SHT3	Erste Group Bank AG	Turbos HRVATSKI TELEKOM (dionica) short		1	170,3718 HRK	160,3718 HRK
EGB-S-SNG3	Erste Group Bank AG	Turbos HENRY HUB N. GAS short		1	6,4038 USD	6,3038 USD
EGB-S-SNG4	Erste Group Bank AG	Turbos HENRY HUB N. GAS short		1	6,1699 USD	6,0699 USD
EGB-S-SNG5	Erste Group Bank AG	Turbos HENRY HUB N. GAS short		1	5,6933 USD	5,5933 USD
EGB-S-SNG7	Erste Group Bank AG	Turbos HENRY HUB N. GAS short		1	5,2009 USD	5,1009 USD
EGB-S-SNG8	Erste Group Bank AG	Turbos HENRY HUB N. GAS short		1	4,6850 USD	4,5850 USD
EGB-S-SNG9	Erste Group Bank AG	Turbos HENRY HUB N. GAS short		1	4,2035 USD	4,1035 USD
EGB-S-SNGB	Erste Group Bank AG	Turbos HENRY HUB N. GAS short		1	3,6407 USD	3,5407 USD
EGB-S-SNGC	Erste Group Bank AG	Turbos HENRY HUB N. GAS short		1	3,1476 USD	3,0476 USD
EGB-S-SSL6	Erste Group Bank AG	Turbos srebro short		1	21,4076 USD	20,9076 USD
EGB-S-SSL7	Erste Group Bank AG	Turbos srebro short		1	23,3361 USD	22,8361 USD
EGB-S-SSL8	Erste Group Bank AG	Turbos srebro short		1	19,4917 USD	18,9917 USD
EGB-S-SSLA	Erste Group Bank AG	Turbos srebro short		1	17,6282 USA	17,1282 USA
EGB-S-SSPD	Erste Group Bank AG	Turbos E-mini S&P 500 short	16.9.2016	0,01	2.221,8000 USD	2.171,8000 USD
EGB-S-SSPE	Erste Group Bank AG	Turbos E-mini S&P 500 short	16.9.2016	0,01	2.321,8500 USD	2.271,8500 USD
EGB-S-SSPF	Erste Group Bank AG	Turbos E-mini S&P 500 short	16.9.2016	0,01	2.130,3500 USD	2.080,3500 USD



Symbol	Issuer	Instrument name	Maturity	Ratio	Strike price	Barrier price
EGB-S-SWL7	Erste Group Bank AG	Turbos WTI light sweet (nafta) short		1	120,6913 USD	118,1913 USD
EGB-S-SWL8	Erste Group Bank AG	Turbos WTI light sweet (nafta) short		1	111,1805 USD	108,6805 USD
EGB-S-SWL9	Erste Group Bank AG	Turbos WTI light sweet (nafta) short		1	101,6022 USD	99,1022 USD
EGB-S-SWLA	Erste Group Bank AG	Turbos WTI light sweet (nafta) short		1	91,8031 USD	89,3031 USD
EGB-S-SWLB	Erste Group Bank AG	Turbos WTI light sweet (nafta) short		1	82,2550 USD	79,7550 USD
EGB-S-SWLH	Erste Group Bank AG	Turbos WTI light sweet (nafta) short		1	77,3799 USD	74,8799 USD
EGB-S-SWLI	Erste Group Bank AG	Turbos WTI light sweet (nafta) short		1	72,4982 USD	69,9982 USD
EGB-S-SWLK	Erste Group Bank AG	Turbos WTI light sweet (nafta) short		1	62,7392 USD	60,2392 USD
EGB-S-SWLM	Erste Group Bank AG	Turbos WTI light sweet (nafta) short		1	56,8029 USD	55,3029 USD
EGB-S-SWLN	Erste Group Bank AG	Turbos WTI light sweet (nafta) short		1	51,8817 USD	50,3817 USD
EGB-S-SWLO	Erste Group Bank AG	Turbos WTI light sweet (nafta) short		1	47,1135 USD	45,6135 USD
EGB-S-SWLJ	Erste Group Bank AG	Turbos WTI light sweet (nafta) short		1	67,6027 USD	65,1027 USD
<b>Index certificates</b>						
EGB-S-DAX	Erste Group Bank AG	Index certifikat DAX		0,01	-	-
EGB-S-GOLD	Erste Group Bank AG	Index certifikat GOLD (zlato)		0,1	-	-
EGB-S-WTI	Erste Group Bank AG	Index certifikat WTI light sweet (nafta)		0,696185	-	-