



**ZAGREBAČKA  
BURZA**

*Zagreb Stock Exchange*

# Trading Summary Third quarter of 2016

Zagreb, October 2016.

This publication was prepared and published by the Zagreb Stock Exchange Inc., Ivana Lučića 2a/22, Zagreb (hereinafter: Exchange).

The publication is intended to provide information to the public and shall not be deemed to constitute an offer or invitation to buy or advice on trade or investment in financial instruments or opinion on the terms of the purchase or sale of any financial instrument mentioned therein whether favourable or not, nor should it be relied on as a substitute for own judgement or assessment by any user of this publication.

The Exchange waives responsibility and liability for any damage which might arise out of the use of information contained therein.

Further use of information available in this publication is permitted by the Exchange provided that the source is cited.

Copyright © 2016. Zagreb Stock Exchange  
Zagreb  
Ivana Lučića 2a/22

All rights reserved.

# Content:

<b>1</b>	<b>TRADING</b>	<b>1</b>
1.1	COMPARISON WITH PREVIOUS QUARTER	1
1.2	COMPARISON WITH PREVIOUS YEAR	2
1.3	MONTHLY TRADING OVERVIEW	4
1.4	INDICES	5
1.5	TURNOVER AND MARKET CAPITALIZATION BY SECTOR	8
1.6	STOCKS WITH THE LARGEST MARKET CAPITALIZATION	10
1.7	STOCKS WITH THE LARGEST FREE FLOAT MARKET CAPITALIZATION	11
1.8	MOST ACTIVE STOCKS BY TURNOVER	12
1.9	STOCKS WITH THE HIGHEST TURNOVER VELOCITY	13
1.10	HIGHEST DAILY TURNOVER	13
1.11	HIGHEST ORDERBOOK TRADES IN STOCKS	13
1.12	STOCKS PERFORMANCE	14
1.13	STRUCTURED PRODUCTS PERFORMANCE	16
1.14	BONDS PERFORMANCE	16
1.15	OTC TURNOVER	17
<b>2</b>	<b>MEMBERS</b>	<b>18</b>
2.1	TOP 10 MEMBERS BY EQUITY TURNOVER	18
2.2	TOP 10 MEMBERS BY STRUCTURED PRODUCTS TURNOVER	18
2.3	TOP 10 MEMBERS BY BOND TURNOVER	18
2.4	TOP 10 MEMBERS BY TOTAL TURNOVER	19
2.5	TOP 10 MEMBERS BY NUMBER OF TRADES	19
2.6	STOCKS WITH MARKET MAKERS	19
<b>3</b>	<b>CORPORATE ACTIONS</b>	<b>20</b>
3.1	NEW LISTINGS	20
3.1.1	Equities	20
3.1.2	Bonds	20
3.1.3	Structured Products	<b>Error! Bookmark not defined.</b>
3.2	DELISTINGS	20
3.2.1	Equities	<b>Error! Bookmark not defined.</b>
3.2.2	Structured Products	20
3.3	LISSTING OF ADDITIONAL ISSUES	<b>ERROR! BOOKMARK NOT DEFINED.</b>
3.3.1	Equities	<b>Error! Bookmark not defined.</b>
3.3.2	Bonds	<b>Error! Bookmark not defined.</b>
3.4	CAPITAL DECREASES	22
3.5	SECURITIES CONVERSION	<b>ERROR! BOOKMARK NOT DEFINED.</b>
<b>4</b>	<b>LISTED FINANCIAL INSTRUMENTS</b>	<b>23</b>
4.1	STOCKS	23
4.2	BONDS	27
4.3	RIGHTS	<b>ERROR! BOOKMARK NOT DEFINED.</b>
4.4	STRUCTURED PRODUCTS	<b>ERROR! BOOKMARK NOT DEFINED.</b>



# 1 Trading

## 1.1 Comparison with previous quarter

	Second quarter of 2016	Third quarter of 2016	% change
<b>Orderbook turnover :</b>			
Stocks	370.835.808	591.989.874	59,6%
Bonds	54.011.608	71.936.635	33,2%
Commercial Bills	0	0	-
Structured products	17.976.445	12.560.694	-30,1%
Equity Block Turnover	504.631.760	50.865.865	-89,9%
Debt Block Turnover	144.185.787	30.198.974	-79,1%
<b>Total Turnover</b>	<b>1.091.641.407</b>	<b>757.552.042</b>	<b>-30,6%</b>
<b>Orderbook volume</b>			
Stocks	5.504.142	12.833.127	133,2%
Bonds	33.918.812	71.967.458	112,2%
Commercial Bills	0	0	-
Structured products	807.157	462.637	-42,7%
Equity Block Volume	1.112.052	305.359	-72,5%
Debt Block Volume	110.925.000	28.199.580	-74,6%
<b>Total Volume</b>	<b>152.267.163</b>	<b>113.768.161</b>	<b>-25,3%</b>
<b>OTC trades</b>			
Turnover	3.960.455.692	4.417.983.506	11,6%
Volume	2.583.177.907	3.342.762.159	29,4%
Number of trades	396	502	26,8%
CROBEX <sup>®</sup>	1.675,95	1.941,32	15,8%
CROBEX10 <sup>®</sup>	979,29	1.132,77	15,7%
CROBEXplus <sup>®</sup>	927,69	1.141,98	23,1%
CROBEXindustrija <sup>®</sup>	999,69	1.214,01	21,4%
CROBEXkonstrukt <sup>®</sup>	444,34	514,88	15,9%
CROBEXnutris <sup>®</sup>	698,44	872,28	24,9%
CROBEXtr <sup>®</sup>	1.020,79	1.190,08	16,6%
CROBEXtransport <sup>®</sup>	807,41	918,43	13,8%
CROBEXturist <sup>®</sup>	2.476,15	3.107,40	25,5%
CROBIS <sup>®</sup>	106,72	108,90	2,0%
CROBIStr <sup>®</sup>	150,51	155,40	3,2%
Number of trades	28.634	37.987	32,7%
Number of securities traded	182	178	-2,2%
Number of trading days	63	64	1,6%

<i>(Market capitalization in millions of HRK)</i>		Second quarter of 2016	Third quarter of 2016	% change
<b>Market capitalization</b>				
	Stocks	120.287,9	139.255,1	15,8%
	Bonds	83.113,0	88.858,5	6,9%
	Structured products	1.882,5	0,0	-100,0%
	<b>Total</b>	<b>205.283,4</b>	<b>228.113,6</b>	<b>11,1%</b>
<b>Average daily</b>				
	Turnover	17.327.641	11.836.751	-31,7%
	Volume	2.416.939	1.777.628	-26,5%
	Number of trades	455	594	30,5%

## 1.2 Comparison with previous year

		Third quarter of 2015	Third quarter of 2016	% change
<b>Orderbook turnover :</b>				
	Stocks	595.858.976	591.989.874	-0,6%
	Bonds	142.237.794	71.936.635	-49,4%
	Commercial Bills	0	0	-
	Structured products	20.282.005	12.560.694	-38,1%
	Equity Block Turnover	70.395.355	50.865.865	-27,7%
	Debt Block Turnover	36.044.508	30.198.974	-16,2%
	<b>Total Turnover</b>	<b>864.818.638</b>	<b>757.552.042</b>	<b>-12,4%</b>
<b>Orderbook volume</b>				
	Stocks	9.277.971	12.833.127	38,3%
	Bonds	129.602.558	71.967.458	-44,5%
	Commercial Bills	0	0	-
	Structured products	551.554	462.637	-16,1%
	Equity Block Volume	213.166	305.359	43,2%
	Debt Block Volume	34.523.264	28.199.580	-18,3%
	<b>Total Volume</b>	<b>174.168.513</b>	<b>113.768.161</b>	<b>-34,7%</b>
<b>OTC trades</b>				
	Turnover	6.565.349.025	4.417.983.506	-32,7%
	Volume	4.384.135.634	3.342.762.159	-23,8%
	Number of trades	700	502	-28,3%



	Third quarter of 2015	Third quarter of 2016	% change
CROBEX <sup>®</sup>	1.685,63	1.941,32	15,2%
CROBEX10 <sup>®</sup>	978,52	1.132,77	15,8%
CROBEXplus <sup>®</sup>	935,53	1.141,98	22,1%
CROBEXindustrija <sup>®</sup>	942,65	1.214,01	28,8%
CROBEXkonstrukt <sup>®</sup>	460,25	514,88	11,9%
CROBEXnutris <sup>®</sup>	766,04	872,28	13,9%
CROBEXtr <sup>®</sup>	1.007,85	1.190,08	18,1%
CROBEXtransport <sup>®</sup>	995,51	918,43	-7,7%
CROBEXtunist <sup>®</sup>	2.321,58	3.107,40	33,8%
CROBIS <sup>®</sup>	105,30	108,90	3,4%
CROBIstr <sup>®</sup>	143,02	155,40	8,7%
Number of trades	44.664	37.987	-14,9%
Number of securities traded	218	178	-18,3%
Number of trading days	65	64	-1,5%
<b>Market capitalization</b>			
Stocks	123.562,1	139.255,1	12,7%
Bonds	78.537,7	88.858,5	13,1%
Structured products	1.568,8	0,0	-100,0%
Total	<b>203.668,7</b>	<b>228.113,6</b>	12,0%
<b>Average daily</b>			
Turnover	13.304.902	11.836.751	-11,0%
Volume	2.679.516	1.777.628	-33,7%
Number of trades	687	594	-13,5%

### 1.3 Monthly trading overview

(Market Capitalization in millions of HRK)

Month	Number of trades		Volume		Number of securities traded	Market Capitalization
	Total	Average daily	Total	Average daily		
July	10.952	522	33.466.937	1.593.664	153	216.430,6
August	10.550	502	23.066.743	1.098.416	147	218.923,0
September	16.485	749	57.234.481	2.601.567	156	228.113,6
<b>Total</b>	<b>37.987</b>	<b>594</b>	<b>113.768.161</b>	<b>1.777.628</b>	<b>178</b>	

(Turnover in millions of HRK)

Month	Equity		Bonds		Structured products		Total turnover
	Turnover	%	Turnover	%	Turnover	%	
July	130,5	78,2	31,4	18,8	4,9	2,9	166,8
August	153,9	85,4	21,6	12,0	4,7	2,6	180,2
September	358,5	87,3	49,1	12,0	2,9	0,7	410,5
<b>Total</b>	<b>642,9</b>	<b>84,9</b>	<b>102,1</b>	<b>13,5</b>	<b>12,6</b>	<b>1,7</b>	<b>757,6</b>

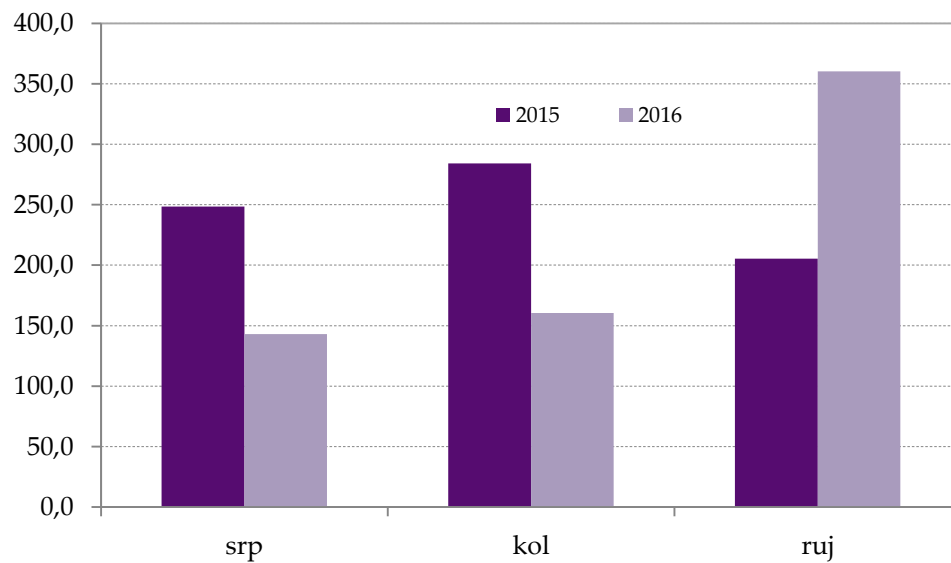


Chart 1: Orderbook turnover (mil HRK)



## 1.4 Indices

	High	Low	Last	Net change (%)	Volume	Turnover
<b>Equity indices</b>						
CROBEX <sup>®</sup>	1.955,28	1.674,41	1.941,32	15,83	10.892.355	413.087.578
CROBEX10 <sup>®</sup>	1.143,11	973,62	1.132,77	15,67	3.498.404	312.964.783
CROBEXplus <sup>®</sup>	1.153,36	926,28	1.141,98	23,10	11.187.322,00	444.311.207
CROBEXindustrija <sup>®</sup>	1.225,71	992,30	1.214,01	21,44	509.504	52.311.304
CROBEXkonstrukt <sup>®</sup>	514,88	431,70	514,88	15,88	1.876.579	10.712.875
CROBEXnutris <sup>®</sup>	894,33	695,96	872,28	24,89	340.758	75.558.396
CROBEXtr <sup>®</sup>	1.198,64	1.019,87	1.190,08	16,58	10.892.355	413.087.578
CROBEXtransport <sup>®</sup>	978,37	811,16	918,43	13,75	211.322	23.491.769
CROBEXturst <sup>®</sup>	3.134,42	2.471,31	3.107,40	25,49	2.754.179	115.294.931
<b>Bond indices</b>						
CROBIS <sup>®</sup>	108,96	106,41	108,90	2,04	2.516.536.065	3.330.932.560
CROBIStr <sup>®</sup>	155,47	150,23	155,40	3,25	2.516.536.065	3.330.932.560

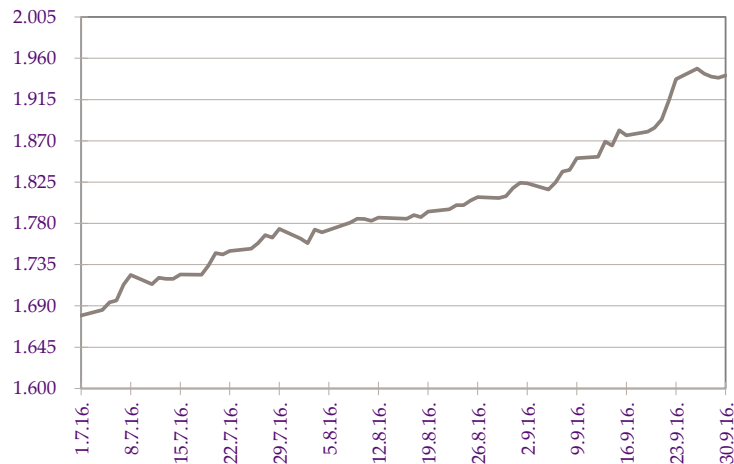


Chart 1: Zagreb Stock Exchange equity index CROBEX<sup>®</sup>

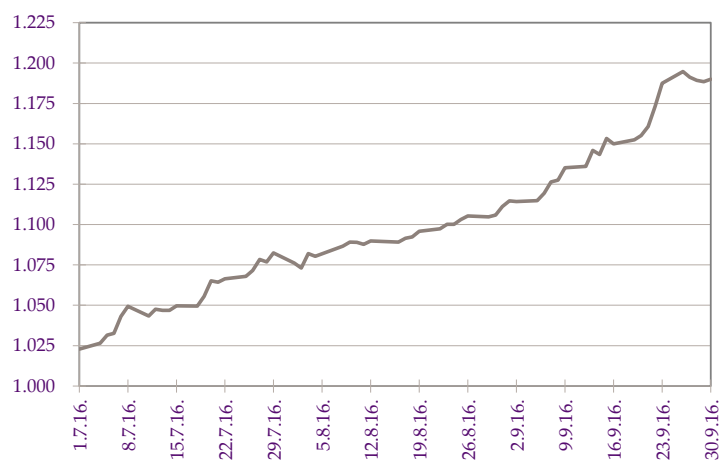
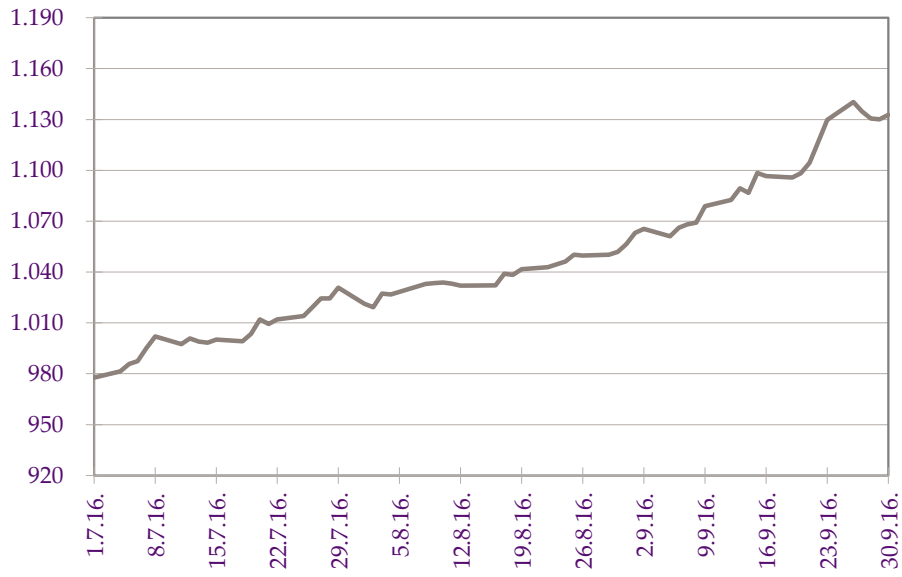
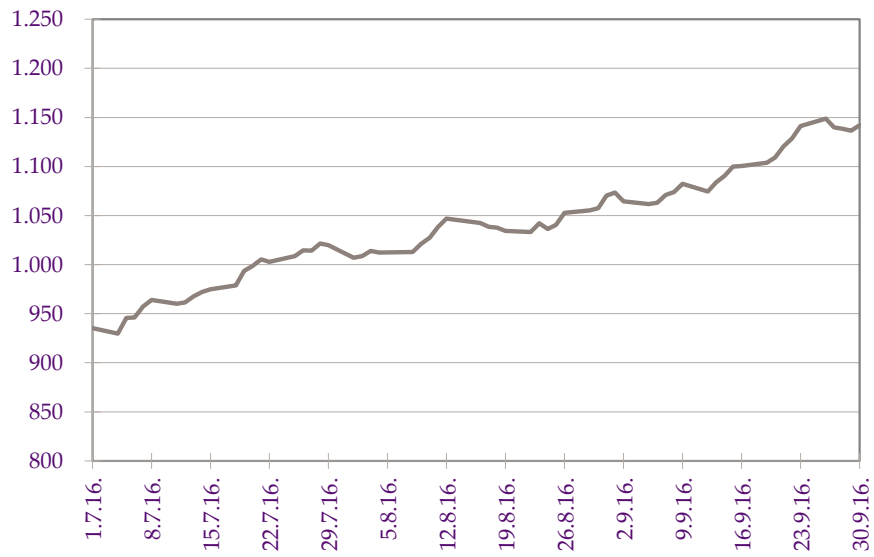


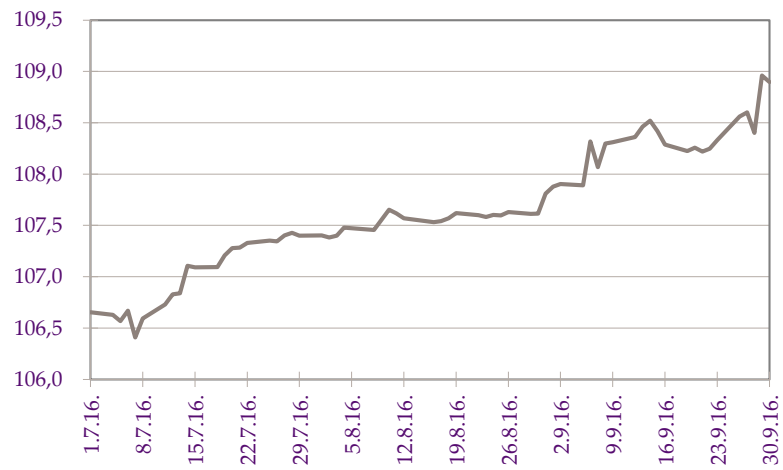
Chart 2: Zagreb Stock Exchange equity index CROBEXtr<sup>®</sup>



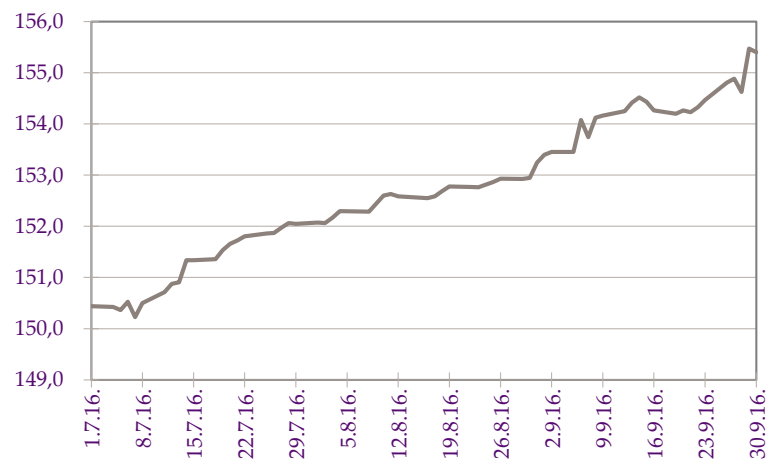
**Chart 3: Zagreb Stock Exchange equity index CROBEX10®**



**Chart 4: Zagreb Stock Exchange equity index CROBEXplus©**



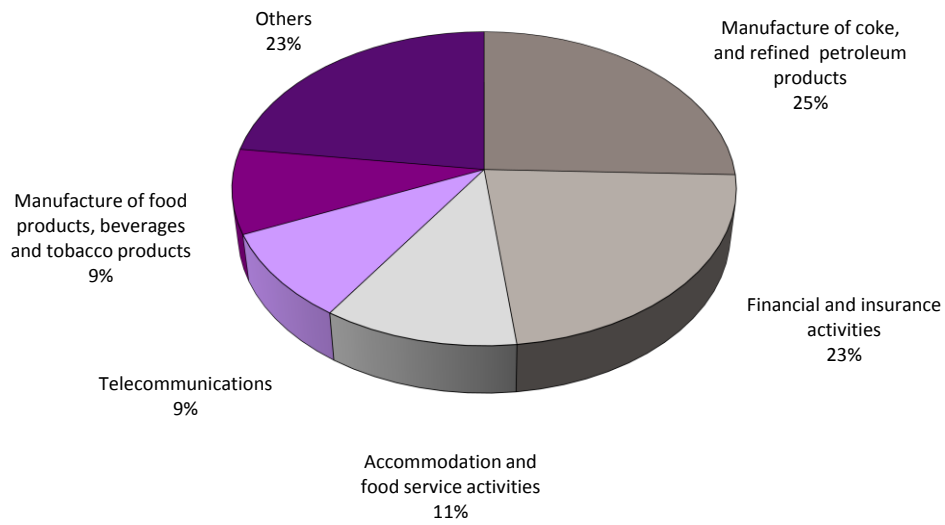
**Chart 5: Zagreb Stock Exchange bond index CROBIS©**



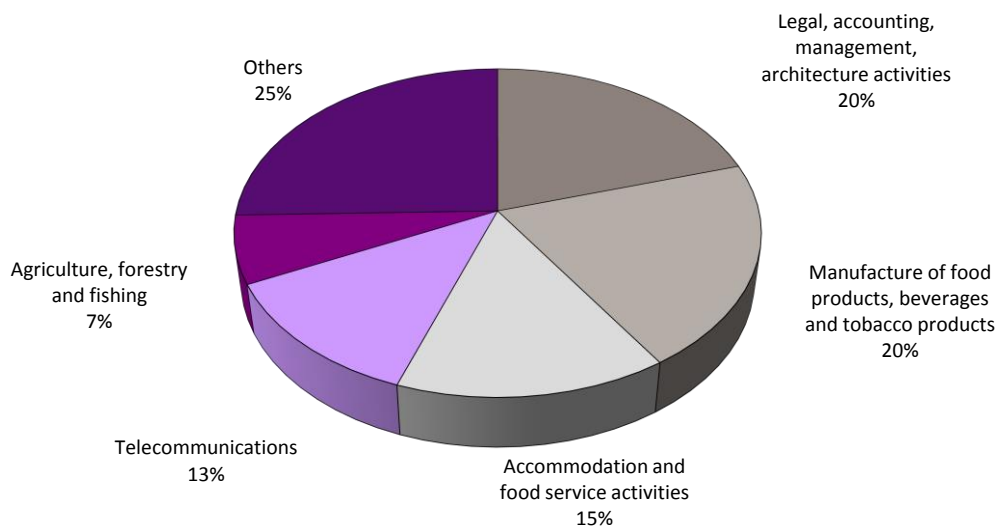
**Chart 6: Zagreb Stock Exchange bond index CROBIStr©**

## 1.5 Turnover and Market Capitalization by Sector

Code	Sector	Market Capitalization (HRK)	Turnover (HRK)
A	Agriculture, forestry and fishing	675.573.290	5.700.652
CA	Manufacture of food products, beverages and tobacco products	12.840.739.937	80.442.239
CB	Manufacture of textiles, apparel, leather and related products	67.140.709	1.240.326
CC	Manufacture of wood and paper products, and printing	250.977.280	4.400
CD	Manufacture of coke, and refined petroleum products	31.500.000.000	3.449.578
CE	Manufacture of chemicals and chemical products	472.404.011	3.586.282
CF	Manufacture of basic pharmaceutical products and pharmaceutical preparations	10.137.780	3.742
CG	Manufacture of rubber and plastics products, and other non-metallic mineral products	0	0
CH	Manufacture of basic metals and fabricated metal products, except machinery and equipment	108.490.419	535.674
CI	Manufacture of computer, electronic and optical products	1.553.743.146	12.832.262
CJ	Manufacture of electrical equipment	2.130.154.513	11.707.480
CK	Manufacture of machinery and equipment n.e.c.	0	0
CL	Manufacture of transport equipment	896.566.032	16.574.980
CM	Other manufacturing, and repair and installation of machinery and equipment	18.532.530	3.569
E	Water supply; sewerage, waste management and remediation activities	0	0
F	Construction	590.327.727	16.605.011
G	Wholesale and retail trade; repair of motor vehicles and motorcycles	4.361.779.084	23.949.376
H	Transportation and storage	8.382.829.216	29.390.647
I	Accommodation and food service activities	17.296.349.853	145.641.772
JA	Publishing, audiovisual and broadcasting activities	28.357.685	1.525
JB	Telecommunications	13.602.863.191	113.242.855
K	Financial and insurance activities	34.144.243.802	32.760.011
L	Real estate activities	470.347.941	684.997
MA	Legal, accounting, management, architecture, engineering, technical testing and analysis activities	9.086.617.283	92.173.074
MB	Scientific research and development	57.375.654	711.640
MC	Other professional, scientific and technical activities	0	0
N	Administrative and support service activities	0	0
R	Arts, entertainment and recreation	709.561.229	747.782
	<b>TOTAL</b>	<b>139.255.112.313</b>	<b>591.989.874</b>



**Chart 7: Sectors with the highest Market Capitalization**



**Chart 8: Sectors with the highest Turnover**

## 1.6 Stocks with the Largest Market Capitalization

	Symbol	Issuer	Market capitalization (HRK mil)	% of Market cap	Cumulative percentage
1	INA-R-A	Ina d.d.	31.500,0	22,6	22,6
2	ZABA-R-A	Zagrebačka banka d.d.	15.852,0	11,4	34,0
3	HT-R-A	HT d.d.	13.428,1	9,6	43,6
4	PBZ-R-A	PBZ d.d.	13.371,8	9,6	53,2
5	ADRS-R-A	Adris grupa d.d.	5.673,3	4,1	57,3
6	JNAF-R-A	Janaf d.d.	5.047,4	3,6	60,9
7	RIVP-R-A	VALAMAR RIVIERA d.d.	4.284,9	3,1	64,0
8	LEDO-R-A	Ledo d.d.	3.374,6	2,4	66,4
9	ADRS-P-A	Adris grupa d.d.	2.968,0	2,1	68,6
10	ATGR-R-A	Atlantic Grupa d.d.	2.899,2	2,1	70,7
	Others		40.855,8	29,3	100,0
	<b>Total</b>		<b>139.255,1</b>		

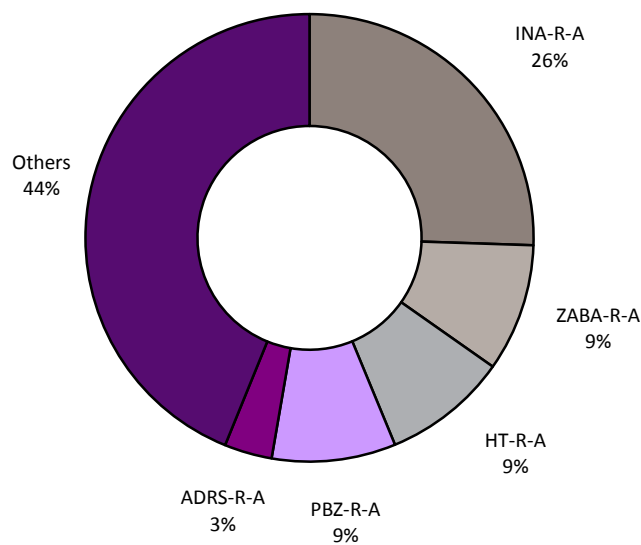


Chart 9: Market Capitalization structure



## 1.7 Stocks with the Largest Free Float Market Capitalization

	Symbol	Issuer	Free float (%)	Free float market capitalization (HRK mil)	% of market cap	Cumulative percentage
1	HT-R-A	HT d.d.	42,34	5.685,4	16,9	16,9
2	ADRS-P-A	Adris grupa d.d.	100,00	2.968,0	8,8	25,7
3	ADRS-R-A	Adris grupa d.d.	50,16	2.845,7	8,5	34,2
4	RIVP-R-A	VALAMAR RIVIERA d.d.	49,30	2.112,5	6,3	40,4
5	INA-R-A	Ina d.d.	6,08	1.915,2	5,7	46,1
6	PODR-R-A	Podravka d.d.	69,84	1.884,6	5,6	51,7
7	KOEI-R-A	Končar - elektroindustrija d.d.	99,77	1.737,3	5,2	56,9
8	LEDO-R-A	Ledo d.d.	49,80	1.680,6	5,0	61,9
9	ATGR-R-A	Atlantic Grupa d.d.	44,00	1.275,6	3,8	65,7
10	ERNT-R-A	Ericsson Nikola Tesla d.d.	50,69	770,9	2,3	68,0
		Others		10.782,6	32,0	100,0
		<b>Total</b>		<b>33.658,5</b>		

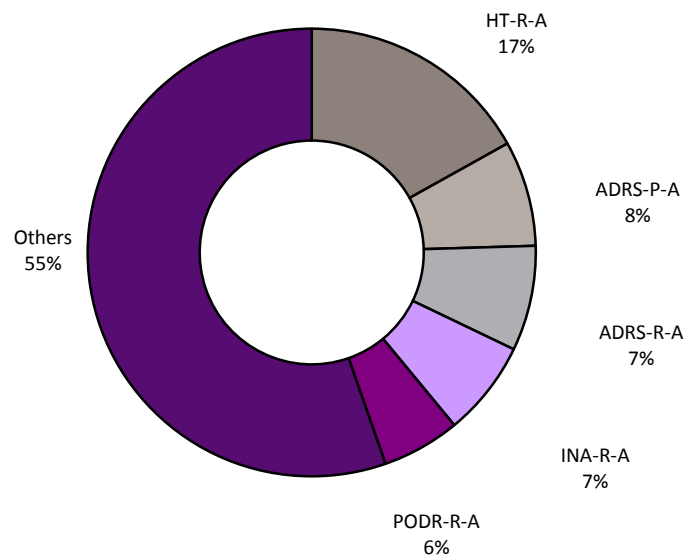


Chart 10: Free Float Market Capitalization structure

## 1.8 Most Active Stocks by Turnover

	Symbol	Issuer	Turnover (HRK)	Pct (%)	Cumulative percentage
1	ADRS-P-A	Adris grupa d.d.	103.722.306	15,2	15,2
2	HT-R-A	HT d.d.	80.582.239	11,8	27,0
3	RIVP-R-A	VALAMAR RIVIERA d.d.	70.611.978	10,4	37,4
4	PODR-R-A	Podravka d.d.	50.125.904	7,4	44,7
5	EPLT-R-A	Europlantaže d.d.	39.850.648	5,8	50,6
6	ATGR-R-A	Atlantic Grupa d.d.	37.293.381	5,5	56,0
7	MIVA-R-A	Vajda d.d. Čakovec	27.262.680	4,0	60,0
8	LEDO-R-A	Ledo d.d.	22.301.217	3,3	63,3
9	JMNC-R-A	Jamnica d.d.	19.227.128	2,8	66,1
10	ADRS-R-A	Adris grupa d.d.	18.808.191	2,8	68,9
		Ostali	212.089.472	31,1	100,0
		<b>Ukupno</b>	<b>681.875.145</b>		

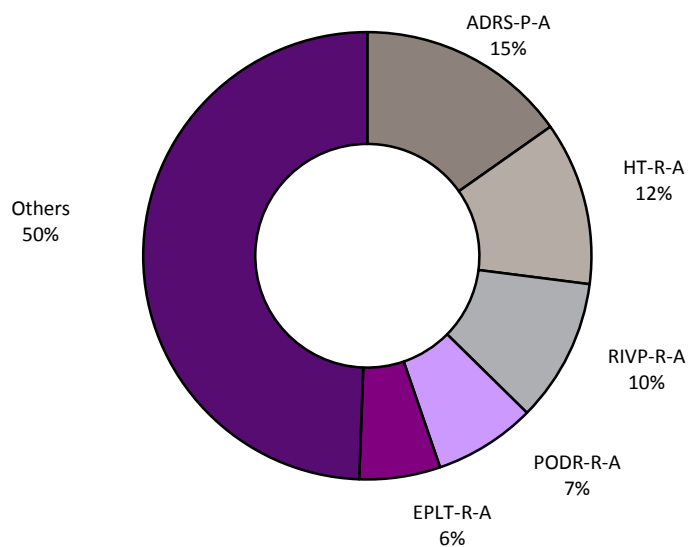


Chart 11: Structure of equity turnover

## 1.9 Stocks with the Highest Turnover Velocity

	Symbol	Issuer	Turnover (HRK)	Market Capitalization (HRK)	Turnover velocity (%)
1	HDEL-R-A	Hidroelektra niskogradnja d.d.	4.572.181	16.433.026	27,82%
2	BD62-R-A	Badel 1862 d.d.	2.300.211	21.239.473	10,83%
3	ZB-R-A	Zagrebačka burza d.d.	7.165.656	78.806.900	9,09%
4	INGR-R-A	Ingra d.d.	3.454.138	41.719.216	8,28%
5	RIZO-R-A	RIZ-odašiljači d.d.	1.883.957	32.998.846	5,71%
6	OPTE-R-A	OT-OPTIMA TELEKOM d.d.	9.652.891	174.781.222	5,52%
7	HIMR-R-A	Imperial d.d.	25.650.898	508.684.000	5,04%
8	ATPL-R-A	Atlantska plovdba d.d.	9.336.506	251.221.510	3,72%
9	HMST-R-A	Hoteli Maestral d.d.	4.828.911	136.923.660	3,53%
10	ULPL-R-A	Uljanik Plovdba d.d.	2.046.999	71.978.000	2,84%

## 1.10 Highest Daily Turnover

	Date	Daily Turnover (HRK)
1	9.9.2016.	43.080.045
2	15.9.2016.	38.071.534
3	16.9.2016.	30.231.357
4	27.9.2016.	28.145.666
5	23.9.2016.	23.187.346
6	1.9.2016.	20.509.498
7	22.9.2016.	20.275.163
8	30.9.2016.	20.230.158
9	8.9.2016.	19.040.839
10	13.9.2016.	18.255.922

## 1.11 Highest Orderbook Trades in Stocks

	Date	Symbol	Issuer	Turnover (HRK)	Price (HRK)	Volume
1	9.9.2016	ADRS-R-A	Adris grupa d.d.	20.125.000	575,00	35.000
2	3.8.2016	HT-R-A	HT d.d.	10.725.000	143,00	75.000
3	8.9.2016	ADRS-P-A	Adris grupa d.d.	3.626.603	409,00	8.867
4	16.9.2016	HT-R-A	HT d.d.	3.614.450	161,00	22.450
5	15.9.2016	HT-R-A	HT d.d.	3.220.000	161,00	20.000
6	19.9.2016	HT-R-A	HT d.d.	3.220.000	161,00	20.000
7	16.9.2016	HT-R-A	HT d.d.	3.220.000	161,00	20.000
8	29.9.2016	ADRS-R-A	Adris grupa d.d.	2.838.490	590,00	4.811
9	21.9.2016	HT-R-A	HT d.d.	2.261.000	161,50	14.000
10	16.9.2016	PBZ-R-A	PBZ d.d.	2.112.800	665,03	3.177

## 1.12 Stocks Performance

(All prices and turnover in HRK, market capitalization in millions of HRK)

No.	Symbol	High	Low	Last	Date of last trade	Net change (%)	Volume	Turnover	Market capitalization
<b>Official Market</b>									
1	ADPL-R-A	137,90	110,00	136,50	30.9.2016	21,7	116.271	14.680.170	573,2
2	ATGR-R-A	883,99	809,00	869,50	30.9.2016	7,1	19.069	16.025.637	2.899,2
3	CROS-R-A	5.500,00	4.510,00	5.500,00	30.9.2016	0,0	90	471.491	2.315,2
4	DLKV-R-A	14,13	12,50	13,57	30.9.2016	4,5	544.943	7.258.737	335,4
5	GRNL-R-A	141,97	108,00	128,99	30.9.2016	-10,4	3.792	447.392	245,3
6	HPB-R-A	679,99	535,00	630,00	30.9.2016	5,5	8.303	5.091.826	1.275,5
7	HT-R-A	167,30	140,10	163,98	30.9.2016	15,9	677.529	103.589.963	13.428,1
8	IGH-R-A	94,96	65,00	93,49	30.9.2016	27,5	9.240	711.640	57,4
9	ILRA-R-A	1.399,97	1.009,24	1.399,97	23.9.2016	27,3	2.443	3.052.813	384,0
10	INA-R-A	3.200,00	2.800,00	3.150,00	30.9.2016	12,5	1.139	3.449.578	31.500,0
11	KOEI-R-A	695,00	640,02	677,00	30.9.2016	6,3	15.206	10.155.783	1.741,3
12	LEDO-R-A	10.800,00	9.530,08	10.750,00	30.9.2016	9,7	1.523	16.051.582	3.374,6
13	LKPC-R-A	610,00	555,08	582,20	29.9.2016	4,4	5.323	3.091.961	246,3
14	LKRI-R-A	51,94	46,05	47,10	29.9.2016	5,8	33.664	1.617.373	634,9
15	MDKA-R-A	16.500,00	13.000,00	16.000,00	28.9.2016	24,0	240	3.546.866	483,1
16	MGMA-R-A	0,46	0,33	0,40	30.9.2016	-2,4	116.267	50.143	1,9
17	OPTE-R-A	2,99	1,53	2,75	30.9.2016	66,7	4.426.173	9.652.891	174,8
18	PODR-R-A	392,99	328,22	379,00	30.9.2016	15,5	88.811	31.962.500	2.698,5
19	PTKM-R-A	22,77	12,21	17,99	30.9.2016	45,1	106.494	1.974.943	231,6
20	RIVP-R-A	34,50	24,51	34,00	30.9.2016	36,8	2.572.470	73.774.201	4.284,9
21	TPNG-R-A	77,56	70,02	75,00	30.9.2016	4,2	103.640	7.398.930	655,0
22	ULPL-R-A	141,41	104,00	124,10	29.9.2016	14,9	16.384	2.046.999	72,0
23	ULJN-R-A	25,00	25,00	25,00	2.8.2016	0,0	24	600	83,9
24	VART-R-1	20,49	14,01	19,10	30.9.2016	31,7	71.451	1.205.908	42,4
25	VIRO-R-A	388,99	280,00	370,00	29.9.2016	28,9	14.587	4.714.248	513,1
26	ZB-R-A	43,99	13,50	17,00	30.9.2016	0,0	368.368	7.165.656	78,8
<b>Regular Market</b>									
27	ACI-R-A	6.388,99	5.650,00	6.388,99	30.9.2016	10,2	128	747.782	709,6
28	ADRS-P-A	447,50	370,00	437,50	30.9.2016	16,0	100.288	40.785.633	2.968,0
29	ADRS-R-A	597,00	500,01	589,99	30.9.2016	18,0	69.938	39.768.193	5.673,3
30	AMDN-R-A	48,50	40,00	40,00	21.9.2016	-17,5	126	5.882	30,6
31	ARNT-R-A	445,22	343,11	435,00	30.9.2016	31,8	22.364	8.908.075	949,4
32	ATLN-R-A	144,99	109,66	141,00	30.9.2016	28,2	5.591	684.997	470,3
33	ATPL-R-A	229,00	133,02	180,02	30.9.2016	33,6	52.311	9.336.506	251,2
34	AUHR-R-A	730,00	490,15	700,01	30.9.2016	36,2	6.219	4.078.274	420,0
35	BD62-R-A	34,47	20,56	28,24	30.9.2016	37,6	81.694	2.300.211	21,2
36	BLJE-R-A	27,84	19,00	27,00	30.9.2016	39,5	188.564	4.304.154	221,8
37	BPBA-R-A	6,25	5,02	6,25	28.9.2016	21,8	3.206	18.437	11,2
38	BRIN-R-A	24,99	24,98	24,98	1.9.2016	-3,9	200	4.997	12,6
39	BRNK-R-A	83,00	83,00	83,00	1.7.2016	25,8	32	2.656	11,0
40	CHAG-R-A	249,89	225,00	229,01	26.9.2016	-4,6	412	94.798	24,8
41	CKML-R-A	6.350,00	5.000,00	6.350,00	27.9.2016	24,5	770	4.249.811	666,8
42	CTKS-R-A	52,00	52,00	52,00	27.9.2016	0,0	300	15.600	12,8
43	DDJH-R-A	56,90	40,50	50,76	30.9.2016	19,9	167.008	8.012.660	385,6
44	ELKP-R-A	260,00	200,02	200,02	22.8.2016	-20,0	630	152.450	18,0
45	ERNT-R-A	1.165,00	1.000,03	1.142,00	30.9.2016	13,2	10.243	10.948.305	1.520,7
46	FMPS-R-A	11,50	10,50	11,50	18.8.2016	4,6	15.150	173.975	23,0
47	FNVC-R-A	30,00	20,00	30,00	30.9.2016	12,7	138	3.569	18,5
48	HBRL-R-A	13,49	10,37	13,48	30.9.2016	23,7	21.551	245.292	193,5
49	HDEL-R-A	26,99	20,00	26,34	30.9.2016	38,6	225.734	4.572.181	16,4
50	HHLD-R-A	4,90	2,56	3,44	30.9.2016	31,8	247.078	840.833	36,9
51	HIMR-R-A	801,50	550,00	800,00	30.9.2016	40,4	33.063	25.650.898	508,7
52	HJDR-R-A	150,00	116,00	150,00	27.9.2016	30,4	82	10.782	16,1
53	HMAM-R-A	289,00	261,01	289,00	26.9.2016	14,2	1.302	360.037	323,5
54	HMDN-R-A	82,00	65,00	82,00	27.9.2016	36,6	325	22.573	32,3
55	HMST-R-A	342,00	230,30	265,50	30.9.2016	-2,4	17.649	4.828.911	136,9
56	HPDG-R-A	26,75	12,52	20,07	30.9.2016	-25,7	142	3.459	52,5
57	HTCP-R-A	231,00	180,00	231,00	30.9.2016	35,9	516	104.755	126,6
58	HTPK-R-A	70,50	57,59	70,50	30.9.2016	13,7	5.724	374.781	123,1

No.	Symbol	High	Low	Last	Date of last trade	Net change (%)	Volume	Turnover	Market capitalization
59	HTPO-R-A	65,00	60,00	62,00	22.9.2016	3,3	344	21.577	29,5
60	HUPZ-R-A	2.699,99	1.888,01	2.695,00	30.9.2016	46,1	4.661	11.088.240	1.164,2
61	HZLA-R-A	109,25	72,07	109,25	30.9.2016	63,1	872	79.614	79,3
62	HZVG-R-A	20,01	20,00	20,01	12.9.2016	17,6	151	3.020	6,1
63	IKBA-R-A	965,25	910,00	965,25	21.9.2016	6,3	152	143.624	139,9
64	IMZV-R-A	45,50	45,00	45,00	28.9.2016	24,8	83	3.742	10,1
65	INGR-R-A	3,08	2,30	3,08	30.9.2016	26,2	1.331.636	3.454.138	41,7
66	IPKK-R-A	128,00	74,90	124,40	30.9.2016	66,0	5.281	501.314	89,0
67	JDGT-R-A	964,99	910,06	945,00	30.9.2016	1,4	1.246	1.167.698	104,7
68	JDOS-R-A	2.999,98	2.701,01	2.999,98	21.9.2016	8,1	405	1.128.983	375,0
69	JDPL-R-A	29,14	14,57	25,02	28.9.2016	58,4	11.818	264.116	40,9
70	JDTC-R-A	32,55	26,85	32,55	27.9.2016	-4,3	596	18.191	4,6
71	JMNC-R-A	139.000,00	108.000,00	125.000,00	30.9.2016	17,9	76	9.552.456	2.765,8
72	JNAF-R-A	5.009,00	4.370,02	5.009,00	30.9.2016	8,9	676	3.151.520	5.047,4
73	KABA-P-A	56,97	56,97	56,97	1.8.2016	29,6	8	456	0,6
74	KABA-R-A	9,00	6,12	9,00	26.9.2016	20,0	1.377	10.397	12,0
75	KBZ-R-A	70,00	60,00	70,00	29.9.2016	-6,7	3.170	190.350	135,6
76	KODT-P-A	1.300,00	1.150,01	1.300,00	30.9.2016	7,4	596	740.977	79,9
77	KODT-R-A	1.380,00	1.250,00	1.380,00	29.9.2016	6,6	614	810.720	268,0
78	KOES-R-A	567,00	515,00	567,00	26.9.2016	7,0	111	59.665	73,9
79	KOKA-R-A	209,98	200,00	200,00	26.9.2016	-25,7	5	1.020	180,6
80	KRAS-R-A	530,00	475,79	525,00	30.9.2016	10,3	11.544	5.914.496	721,2
81	KTJV-R-A	20,89	18,51	19,94	29.9.2016	7,8	3.479	69.225	114,2
82	LPLH-R-A	219,99	180,00	215,00	30.9.2016	19,4	6.431	1.315.544	142,4
83	LRH-R-A	4.039,99	3.701,00	4.000,00	30.9.2016	7,1	468	1.845.717	1.210,6
84	LURA-R-A	343,95	302,05	343,95	23.9.2016	1,5	219	69.462	1.031,9
85	MAIS-R-A	247,75	215,05	234,00	30.9.2016	12,0	19.080	4.406.443	2.561,0
86	MIV-R-A	6.000,00	4.500,00	6.000,00	29.7.2016	61,8	89	529.500	90,1
87	PBZ-R-A	749,97	581,10	701,02	30.9.2016	19,4	6.726	4.460.606	13.371,8
88	PDBA-R-A	260,34	250,00	250,00	8.9.2016	-7,7	515	128.864	167,2
89	PIKR-R-A	95,00	80,60	84,08	29.9.2016	-2,3	2.461	213.712	17,0
90	PIVK-R-A	240,00	150,00	240,00	30.9.2016	58,9	143	26.225	76,1
91	PLAG-R-A	5.150,00	4.181,22	5.100,00	30.9.2016	17,2	1.046	5.038.622	2.786,2
92	PLJK-R-A	4,00	1,82	3,11	30.9.2016	163,6	1.378	3.419	3,3
93	PUNT-R-A	1,30	0,77	0,77	30.9.2016	-14,4	680	628	1,0
94	RIZO-R-A	99,00	79,03	88,19	29.9.2016	7,5	21.692	1.883.957	33,0
95	SAPN-R-A	346,74	270,05	328,01	30.9.2016	17,2	5.036	1.516.541	216,0
96	SLPF-R-A	68,50	49,05	67,00	30.9.2016	34,0	25.174	1.397.512	224,2
97	SLRS-R-A	773,98	703,01	773,98	29.9.2016	13,7	527	382.365	478,1
98	SNBA-R-A	52,00	40,04	50,00	23.9.2016	-8,9	1.197	60.728	45,9
99	SPVA-R-A	40,00	40,00	40,00	21.7.2016	25,0	110	4.400	151,1
100	SUNH-R-A	25,00	22,11	23,85	30.9.2016	3,8	107.202	2.555.314	463,1
101	THNK-R-A	519,99	290,00	454,07	29.9.2016	71,3	5.305	1.954.929	86,0
102	TISK-R-A	160,00	140,00	142,00	29.9.2016	-2,1	497	70.749	338,9
103	TKPR-R-A	307,99	177,01	231,01	29.9.2016	30,5	450	122.304	18,9
104	TLM-R-A	9,99	9,99	9,99	10.8.2016	-0,1	618	6.174	18,4
105	TRFM-R-A	90,00	85,00	89,99	29.9.2016	12,4	933	83.665	3,2
106	TUHO-R-A	2.890,00	2.650,01	2.820,00	29.9.2016	3,5	725	2.037.567	1.034,3
107	VDKT-R-A	330,00	260,00	330,00	29.9.2016	6,5	9.901	2.819.163	150,7
108	VJSN-R-A	5,00	5,00	5,00	16.9.2016	0,0	305	1.525	5,3
109	VLEN-R-B	7,00	4,38	6,50	29.9.2016	8,3	315.045	1.894.209	109,3
110	VPIK-R-A	56,00	29,62	50,10	30.9.2016	67,0	31.247	1.300.028	75,3
111	ZABA-R-A	50,79	39,00	49,50	30.9.2016	26,9	285.399	12.228.445	15.852,0
112	ZTNJ-R-A	240,00	220,00	240,00	30.9.2016	5,3	227	51.985	49,4
113	ZVCV-R-A	98,00	90,10	98,00	27.9.2016	8,9	353	33.752	30,2
114	ZVZD-R-A	4.698,01	2.715,00	4.279,00	30.9.2016	52,8	1.125	4.368.983	429,0



## 1.13 Structured Products Performance

(All prices and turnovers in Kunas, market capitalization in millions of Kunas)

No.	Symbol	High	Low	Last	Date of last trade	Net change (%)	Volume	Turnover	Market Capitalization
<b>Regular Market</b>									
1	EGB-S-DAX	800,50	742,50	794,00	9.9.2016	12,8	146	113.709	198,5
2	EGB-S-GOLD	892,80	892,80	892,80	8.9.2016	-0,7	3	2.678	89,3
3	EGB-S-LBUE	64,10	63,40	64,10	13.9.2016	-9,5	46	2.928	16,0
4	EGB-S-LBUF	55,00	42,30	42,80	9.9.2016	-7,6	1.096	54.602	10,7
5	EGB-S-LDXE	168,00	67,10	151,70	13.9.2016	75,2	1.754	189.993	37,9
6	EGB-S-LDXF	151,00	108,50	151,00	12.7.2016	24,5	76	9.653,6	37,8
7	EGB-S-LDXQ	133,00	29,00	112,70	13.9.2016	127,7	32.694	2.476.168	28,2
8	EGB-S-LGD9	255,52	255,52	255,52	12.7.2016	63,4	1	256	25,6
9	EGB-S-LGDB	327,14	319,34	327,14	2.8.2016	2,4	30	9.697	32,7
10	EGB-S-LGDE	1.186,24	1.169,28	1.169,28	1.9.2016	45,6	50	58.888	11,7
11	EGB-S-LHT7	29,23	29,23	29,23	31.8.2016	24,8	500	14.615	0,7
12	EGB-S-LNGF	7,60	6,00	7,58	24.8.2016	-8,9	7.398	52.191	19,0
13	EGB-S-LSLC	46,76	35,46	39,24	2.9.2016	27,0	225	9.549	19,6
14	EGB-S-LSLF	53,50	53,50	53,50	4.7.2016	60,0	300	16.050	26,8
15	EGB-S-LSPF	26,76	26,10	26,76	12.9.2016	14,1	25	666	26,8
16	EGB-S-LSPL	17,60	11,00	14,00	13.9.2016	42,9	16.931	244.797	14,0
17	EGB-S-LWLP	123,50	76,00	99,20	2.9.2016	-35,7	218	20.668	24,8
18	EGB-S-LWLQ	112,00	42,20	73,31	13.9.2016	-28,1	20.112	1.477.197	18,3
19	EGB-S-SBUL	32,10	15,00	25,85	12.9.2016	-28,6	2.224	48.168	6,5
20	EGB-S-SDXI	173,40	173,40	173,40	12.7.2016	9,7	1	173	43,4
21	EGB-S-SDXK	99,60	75,60	98,50	12.9.2016	-38,6	5.097	396.887	24,6
22	EGB-S-SDXS	127,20	34,00	59,00	13.9.2016	-55,6	27.091	1.319.641	14,8
23	EGB-S-SDXU	112,20	19,70	21,50	9.8.2016	-77,0	28.154	1.506.812	5,4
24	EGB-S-SGD8	74,18	53,91	65,40	12.7.2016	-23,6	394	24.664	6,5
25	EGB-S-SHT3	19,92	11,58	11,58	1.9.2016	-55,9	340	4.271	0,2
26	EGB-S-SNGB	8,20	6,82	6,82	12.9.2016	0,3	3.389	26.192	17,1
27	EGB-S-SNGC	5,62	3,28	3,32	13.9.2016	-13,5	77.479	315.348	8,3
28	EGB-S-SSL6	14,58	14,16	14,16	1.7.2016	-30,6	200	2.874	7,1
29	EGB-S-SSL7	27,28	16,88	27,28	13.9.2016	-30,8	2.749	58.287	13,6
30	EGB-S-SSPD	9,80	3,50	3,50	14.7.2016	-64,9	31.885	218.357	3,5
31	EGB-S-SSPE	16,60	8,28	12,00	13.9.2016	-29,3	167.695	1.727.989	12,0
32	EGB-S-SWLI	205,00	188,50	205,00	6.9.2016	28,2	400	78.700	51,3
33	EGB-S-SWLM	119,60	85,80	102,60	1.9.2016	32,7	116	10.921	25,7
34	EGB-S-SWLN	86,80	32,00	66,10	13.9.2016	85,7	32.929	1.902.436	16,5
35	EGB-S-SWLJ	179,00	156,40	179,00	2.9.2016	14,5	400	67.080	44,8
36	EGB-S-WTI	207,40	191,70	191,70	13.9.2016	-10,0	489	97.589	47,9

## 1.14 Bonds performance

(All prices in % of par value, turnover in HRK)

Symbol	High	Low	Last	Date of last trade	Volume	Turnover
<b>Orderbook trades</b>						
DLKV-O-302A	64,00	64,00	64,00	8.8.2016	10.000	6.400
DLKV-O-302E	64,00	58,00	58,00	29.9.2016	35.000	162.180
FNOI-D-171A	100,20	98,79	99,50	7.9.2016	33.622	250.250
FNOI-D-177A	98,00	97,12	97,73	19.9.2016	19.408	141.692
FNOI-D-181A	96,50	95,02	95,70	19.9.2016	40.250	290.144
FNOI-D-187A	95,00	92,52	95,00	26.9.2016	32.291	228.733
FNOI-D-191A	90,32	89,62	90,32	6.9.2016	7.491	50.318
FNOI-D-197A	87,10	86,45	87,10	26.8.2016	5.749	37.203



Symbol	High	Low	Last	Date of last trade	Volume	Turnover
OPTE-O-142A	70,00	40,00	70,00	28.9.2016	13.332.050	2.342.438
RHMF-O-187A	107,00	106,40	107,00	1.9.2016	5.023.896	5.365.558
RHMF-O-19BA	112,80	112,10	112,80	22.9.2016	66.000	558.359
RHMF-O-203A	115,50	115,50	115,50	21.9.2016	773.000	892.815
RHMF-O-203E	117,30	117,30	117,30	28.9.2016	16.300	143.325
RHMF-O-217A	102,30	99,70	102,30	14.9.2016	7.400.000	7.395.900
RHMF-O-227E	120,20	117,50	120,20	13.9.2016	119.300	1.059.507
RHMF-O-247E	117,30	117,00	117,30	7.9.2016	33.000	289.459
RHMF-O-257A	107,00	107,00	107,00	1.9.2016	32.517	34.793
RHMF-O-26CA	108,00	104,40	107,50	28.9.2016	43.530.000	46.530.975
RIBA-O-177A	103,75	102,00	103,25	27.9.2016	699.500	5.417.286
ZGHO-O-237A	98,85	97,19	98,85	22.7.2016	758.085	739.298
<b>Total</b>					<b>71.967.458</b>	<b>71.936.634</b>
<b>Block trades</b>						
RHMF-O-17BA	106,42	106,38	106,38	22.7.2016	17.615.580	18.743.454
RHMF-O-187A	107,00	107,00	107,00	1.9.2016	4.904.000	5.247.280
RHMF-O-257A	109,30	109,30	109,30	23.9.2016	5.680.000	6.208.240
<b>Total</b>					<b>28.199.580</b>	<b>30.198.974</b>
<b>BONDS TOTAL</b>					<b>100.167.038</b>	<b>102.135.608</b>

## 1.15 OTC Turnover

(All prices in % of par value, turnover in Kunas)

Symbol	High	Low	Last	Date of last trade	Volume	Turnover
ATGR-O-169A	100,84	100,31	100,31	29.8.2016	508.000	510.800,70
ATGR-O-216A	101,00	99,85	101,00	28.9.2016	11.675.000	11.733.500,00
BRIN-R-A	25,00	25,00	25,00	1.7.2016	2.000	50.000,00
FMPS-R-A	11,00	11,00	11,00	1.7.2016	7.187	79.057,00
HPDG-R-A	12,41	12,41	12,41	22.8.2016	1.595.936	19.805.565,76
HP-O-19BA	105,50	105,00	105,50	22.9.2016	9.241.830	9.730.921,50
HT-R-A	142,99	142,99	142,99	18.7.2016	30	4.289,70
HUPZ-R-A	1.935,00	1.850,00	1.880,00	7.7.2016	313	594.350,00
JDGL-O-20CA	100,00	100,00	100,00	5.9.2016	2.035.000	2.035.000,00
JMNC-R-A	135.000,00	111.782,60	135.000,00	30.9.2016	640	75.850.305,34
LEDO-R-A	10.650,00	10.000,00	10.650,00	25.8.2016	10.230	105.751.730,00
MTEL-O-137A	65,00	65,00	65,00	19.9.2016	287.022	699.488,05
RHMF-O-172A	102,13	101,50	101,53	23.9.2016	45.368.000	46.278.907,20
RHMF-O-17BA	106,70	105,65	106,07	29.9.2016	425.745.580	452.881.643,12
RHMF-O-187A	107,10	106,30	106,85	27.9.2016	752.098.500	802.842.586,50
RHMF-O-19BA	113,13	111,16	112,92	28.9.2016	53.904.656	453.958.923,04
RHMF-O-203A	116,20	115,10	116,20	26.9.2016	51.682.950	59.524.644,65
RHMF-O-203E	117,80	116,10	117,47	28.9.2016	8.824.536	77.594.643,92
RHMF-O-217A	103,10	99,50	102,60	28.9.2016	1.262.914.500	1.272.211.890,75
RHMF-O-227E	120,60	116,65	120,60	29.9.2016	24.810.000	219.873.875,58
RHMF-O-247E	119,30	116,15	119,30	29.9.2016	1.789.000	15.693.714,96
RHMF-O-257A	110,20	108,70	110,20	29.9.2016	12.711.250	13.942.445,63
RHMF-O-26CA	109,15	103,30	109,15	29.9.2016	516.796.000	549.742.293,00
RIBA-O-177A	102,60	102,60	102,60	31.8.2016	34.500	264.619,02
RIBA-O-17BA	105,30	105,30	105,30	27.9.2016	36.919.000	38.875.707,00
SUNH-R-A	24,00	24,00	24,00	20.9.2016	132.482	3.179.568,00
TISK-R-A	144,14	136,31	144,14	25.7.2016	229.048	32.133.328,55
ZGHO-O-237A	101,75	97,50	101,75	22.9.2016	123.431.343	122.901.623,11
ZVZD-R-A	3.834,00	3.834,00	3.834,00	30.9.2016	7.626	29.238.084,00
<b>Total</b>					<b>3.342.762.159</b>	<b>4.417.983.506,08</b>

## 2 Members

### 2.1 Top 10 Members by Equity Turnover

Rank	Member	Equity turnover (HRK)	Market share (%)
1	Interkapital vrijednosni papiri d.o.o.	326.097.775	24,60
2	Erste&Steiermarkische Bank d.d.	222.016.297	16,75
3	Zagrebačka banka d.d.	197.428.426	14,89
4	Fima vrijednosnice d.o.o.	140.089.706	10,57
5	HITA vrijednosnice d.d.	114.391.674	8,63
6	Agram brokeri d.d.	93.391.493	7,04
7	Privredna banka Zagreb d.d.	83.676.675	6,31
8	Raiffeisenbank Austria d.d.	38.271.973	2,89
9	Societe Generale-Splitska banka d.d.	21.152.582	1,60
10	Croatia banka d.d.	16.922.873	1,28

### 2.2 Top 10 Members by Structured Products Turnover

Rank	Member	Structured Products turnover (HRK)	Market share (%)
1	Erste&Steiermarkische Bank d.d.	12.722.394	50,64
2	Agram brokeri d.d.	6.760.338	26,91
3	Privredna banka Zagreb d.d.	2.355.659	9,38
4	HITA vrijednosnice d.d.	1.154.447	4,60
5	Zagrebačka banka d.d.	617.397	2,46
6	Interkapital vrijednosni papiri d.o.o.	495.123	1,97
7	Fima vrijednosnice d.o.o.	469.069	1,87
8	Hrvatska poštanska banka d.d.	237.990	0,95
9	Antea brokeri d.o.o.	138.000	0,55
10	Credos d.o.o.	86.062	0,34

### 2.3 Top 10 Members by Bond Turnover

Rank	Member	Bond turnover (HRK)	Market share (%)
1	Interkapital vrijednosni papiri d.o.o.	75.374.256	36,90
2	Zagrebačka banka d.d.	33.446.603	16,37
3	Podravska banka d.d.	24.289.981	11,89
4	Privredna banka Zagreb d.d.	23.445.029	11,48
5	Agram brokeri d.d.	22.434.475	10,98
6	Erste&Steiermarkische Bank d.d.	11.034.283	5,40
7	Raiffeisenbank Austria d.d.	10.598.395	5,19
8	HITA vrijednosnice d.d.	1.477.088	0,72
9	Croatia banka d.d.	1.410.212	0,69
10	ADDIKO BANK d.d.	247.480	0,12

## 2.4 Top 10 Members by Total Turnover

Rank	Member	Total turnover (HRK)	Market share (%)
1	Interkapital vrijednosni papiri d.o.o.	401.967.154	25,85
2	Erste&Steiermarkische Bank d.d.	245.772.973	15,80
3	Zagrebačka banka d.d.	231.492.426	14,88
4	Fima vrijednosnice d.o.o.	140.688.233	9,05
5	Agram brokeri d.d.	122.586.307	7,88
6	HITA vrijednosnice d.d.	117.023.208	7,52
7	Privredna banka Zagreb d.d.	109.477.364	7,04
8	Raiffeisenbank Austria d.d.	48.870.369	3,14
9	Podravska banka d.d.	41.126.515	2,64
10	Societe Generale-Splitska banka d.d.	21.157.506	1,36

## 2.5 Top 10 Members by Number of Trades

Rank	Member	Number of trades	Market share (%)
1	Agram brokeri d.d.	18.074	21,81
2	HITA vrijednosnice d.d.	13.611	16,42
3	Interkapital vrijednosni papiri d.o.o.	9.782	11,80
4	Privredna banka Zagreb d.d.	9.494	11,46
5	Fima vrijednosnice d.o.o.	6.785	8,19
6	Zagrebačka banka d.d.	6.745	8,14
7	Erste&Steiermarkische Bank d.d.	5.459	6,59
8	Raiffeisenbank Austria d.d.	2.778	3,35
9	Croatia banka d.d.	1.773	2,14
10	Societe Generale-Splitska banka d.d.	1.606	1,94

## 2.6 Stocks with Market Makers

	Symbol	Issuer	Market Maker
1	ADPL-R-A	AD Plastik d.d.	Interkapital vrijednosni papiri d.o.o.
2	ATGR-R-A	Atlantic Grupa d.d.	Interkapital vrijednosni papiri d.o.o.
3	ATGR-R-A	Atlantic Grupa d.d.	Zagrebačka banka d.d.
4	HT-R-A	Hrvatski Telekom d.d.	Interkapital vrijednosni papiri d.o.o.
5	KOEI-R-A	Končar - Elektroindustrija d.d.	Interkapital vrijednosni papiri d.o.o.
6	LEDO-R-A	Ledo d.d.	Raiffeisenbank Austria d.d.
7	PODR-R-A	Podravka d.d.	Interkapital vrijednosni papiri d.o.o.
8	PODR-R-A	Podravka d.d.	Zagrebačka banka d.d.
9	TPNG-R-A	Tankerska Next Generation d.d.	Interkapital vrijednosni papiri d.o.o.
10	ULPL-R-A	Uljanik Plovidba d.d.	Raiffeisenbank Austria d.d.
11	RIVP-R-A	VALAMAR RIVIERA d.d.	Interkapital vrijednosni papiri d.o.o.
12	RIVP-R-A	VALAMAR RIVIERA d.d.	Zagrebačka banka d.d.

### 3 Corporate Actions

#### 3.1 New Listings

##### 3.1.1 Equities

	Issuer	Listing date	Number of listed shares	Nominal value
<b>Official Market</b>				
ZB-R-A	Zagrebačka burza d.d.	31.08.2016	4.635.700	10,00 HRK

##### 3.1.2 Bonds

	Issuer	Listing date	Number of listed bonds	Nominal value
<b>Official Market</b>				
ZGHO-O-237A	ZAGREBAČKI HOLDING d.o.o.	15.07.2016	1.800.000.000	1,00 HRK
RHMF-O-217A	Ministarstvo financija RH	08.07.2016	6.000.000.000	1,00 HRK
<b>Regular Market</b>				
LNGU-O-31AE	LANIŠTE d.o.o.	26.09.2016	54.985.733	1,00 EUR

### 3.2 Delistings

#### 3.2.1 Bonds

Symbol	Issuer	Last trading date	Delisting date
<b>Official Market</b>			
ATGR-O-169A	ATLANTIC GRUPA d.d.	15.09.2016	20.09.2016
INGR-O-11CA	INGRA d.d.	21.07.2016	26.07.2016
RHMF-O-167A	Ministarstvo financija RH	19.07.2016	22.07.2016
GDRI-O-167A	GRAD RIJEKA	13.07.2016	18.07.2016
FNOI-D-167A	Fond za naknadu oduzete imovine	28.06.2016	01.07.2016

#### 3.2.2 Structured Products

Symbol	Product name	Issuer	Last trading date	Delisting date
<b>Regular Market</b>				
EGB-S-SGD8	Turbos zlato short	Erste Group Bank AG	13.09.2016	16.09.2016
EGB-S-LGD9	Turbos zlato long	Erste Group Bank AG	13.09.2016	16.09.2016
EGB-S-LGDD	Turbos zlato long	Erste Group Bank AG	13.09.2016	16.09.2016
EGB-S-LGDE	Turbos zlato long	Erste Group Bank AG	13.09.2016	16.09.2016
EGB-S-LGDB	Turbos zlato long	Erste Group Bank AG	13.09.2016	16.09.2016

Symbol	Product name	Issuer	Last trading date	Delisting date
EGB-S-SWLI	Turbos WTI light sweet (nafta) short	Erste Group Bank AG	13.09.2016	16.09.2016
EGB-S-SWLH	Turbos WTI light sweet (nafta) short	Erste Group Bank AG	13.09.2016	16.09.2016
EGB-S-SWLB	Turbos WTI light sweet (nafta) short	Erste Group Bank AG	13.09.2016	16.09.2016
EGB-S-SWLA	Turbos WTI light sweet (nafta) short	Erste Group Bank AG	13.09.2016	16.09.2016
EGB-S-SWL9	Turbos WTI light sweet (nafta) short	Erste Group Bank AG	13.09.2016	16.09.2016
EGB-S-SWLK	Turbos WTI light sweet (nafta) short	Erste Group Bank AG	13.09.2016	16.09.2016
EGB-S-SWL7	Turbos WTI light sweet (nafta) short	Erste Group Bank AG	13.09.2016	16.09.2016
EGB-S-SWLM	Turbos WTI light sweet (nafta) short	Erste Group Bank AG	13.09.2016	16.09.2016
EGB-S-SWL8	Turbos WTI light sweet (nafta) short	Erste Group Bank AG	13.09.2016	16.09.2016
EGB-S-SWLN	Turbos WTI light sweet (nafta) short	Erste Group Bank AG	13.09.2016	16.09.2016
EGB-S-SWLJ	Turbos WTI light sweet (nafta) short	Erste Group Bank AG	13.09.2016	16.09.2016
EGB-S-LWLP	Turbos WTI light sweet (nafta) long	Erste Group Bank AG	13.09.2016	16.09.2016
EGB-S-LWLQ	Turbos WTI light sweet (nafta) long	Erste Group Bank AG	13.09.2016	16.09.2016
EGB-S-SSL7	Turbos srebro short	Erste Group Bank AG	13.09.2016	16.09.2016
EGB-S-LSLC	Turbos srebro long	Erste Group Bank AG	13.09.2016	16.09.2016
EGB-S-LSLF	Turbos srebro long	Erste Group Bank AG	13.09.2016	16.09.2016
EGB-S-LHT7	Turbos HRVATSKI TELEKOM (dionica) long	Erste Group Bank AG	13.09.2016	16.09.2016
EGB-S-SNG4	Turbos HENRY HUB N. GAS short	Erste Group Bank AG	13.09.2016	16.09.2016
EGB-S-SNG5	Turbos HENRY HUB N. GAS short	Erste Group Bank AG	13.09.2016	16.09.2016
EGB-S-SNG7	Turbos HENRY HUB N. GAS short	Erste Group Bank AG	13.09.2016	16.09.2016
EGB-S-SNG8	Turbos HENRY HUB N. GAS short	Erste Group Bank AG	13.09.2016	16.09.2016
EGB-S-SNGC	Turbos HENRY HUB N. GAS short	Erste Group Bank AG	13.09.2016	16.09.2016
EGB-S-SNGB	Turbos HENRY HUB N. GAS short	Erste Group Bank AG	13.09.2016	16.09.2016
EGB-S-SNG3	Turbos HENRY HUB N. GAS short	Erste Group Bank AG	13.09.2016	16.09.2016
EGB-S-SNG9	Turbos HENRY HUB N. GAS short	Erste Group Bank AG	13.09.2016	16.09.2016
EGB-S-LNGF	Turbos HENRY HUB N. GAS long	Erste Group Bank AG	13.09.2016	16.09.2016
EGB-S-SBUL	Turbos EURO BUND FUTURE short	Erste Group Bank AG	13.09.2016	16.09.2016
EGB-S-LBU5	Turbos EURO BUND FUTURE long	Erste Group Bank AG	13.09.2016	16.09.2016
EGB-S-LBUC	Turbos EURO BUND FUTURE long	Erste Group Bank AG	13.09.2016	16.09.2016
EGB-S-LBUE	Turbos EURO BUND FUTURE long	Erste Group Bank AG	13.09.2016	16.09.2016
EGB-S-LBUD	Turbos EURO BUND FUTURE long	Erste Group Bank AG	13.09.2016	16.09.2016
EGB-S-LBU6	Turbos EURO BUND FUTURE long	Erste Group Bank AG	13.09.2016	16.09.2016
EGB-S-LBUF	Turbos EURO BUND FUTURE long	Erste Group Bank AG	13.09.2016	16.09.2016
EGB-S-SSPE	Turbos E-mini S&P 500 short	Erste Group Bank AG	13.09.2016	16.09.2016
EGB-S-LSPJ	Turbos E-mini S&P 500 long	Erste Group Bank AG	13.09.2016	16.09.2016
EGB-S-LSPI	Turbos E-mini S&P 500 long	Erste Group Bank AG	13.09.2016	16.09.2016
EGB-S-LSPF	Turbos E-mini S&P 500 long	Erste Group Bank AG	13.09.2016	16.09.2016
EGB-S-LSPK	Turbos E-mini S&P 500 long	Erste Group Bank AG	13.09.2016	16.09.2016
EGB-S-LSPL	Turbos E-mini S&P 500 long	Erste Group Bank AG	13.09.2016	16.09.2016
EGB-S-SDXI	Turbos DAX short	Erste Group Bank AG	13.09.2016	16.09.2016
EGB-S-SDXK	Turbos DAX short	Erste Group Bank AG	13.09.2016	16.09.2016



Symbol	Product name	Issuer	Last trading date	Delisting date
EGB-S-SDXS	Turbos DAX short	Erste Group Bank AG	13.09.2016	16.09.2016
EGB-S-SDXJ	Turbos DAX short	Erste Group Bank AG	13.09.2016	16.09.2016
EGB-S-LDXQ	Turbos DAX long	Erste Group Bank AG	13.09.2016	16.09.2016
EGB-S-LDXF	Turbos DAX long	Erste Group Bank AG	13.09.2016	16.09.2016
EGB-S-LDXE	Turbos DAX long	Erste Group Bank AG	13.09.2016	16.09.2016
EGB-S-LDXV	Turbos DAX long	Erste Group Bank AG	13.09.2016	16.09.2016
EGB-S-WTI	Index certifikat WTI light sweet (nafta)	Erste Group Bank AG	13.09.2016	16.09.2016
EGB-S-GOLD	Index certifikat GOLD (zlato)	Erste Group Bank AG	13.09.2016	16.09.2016
EGB-S-DAX	Index certifikat DAX	Erste Group Bank AG	13.09.2016	16.09.2016
EGB-S-SHT3	Turbos HRVATSKI TELEKOM (dionica) short	Erste Group Bank AG	01.09.2016	01.09.2016
EGB-S-SDXU	Turbos DAX short	Erste Group Bank AG	09.08.2016	09.08.2016
EGB-S-SSPD	Turbos E-mini S&P 500 short	Erste Group Bank AG	14.07.2016	14.07.2016
EGB-S-SSL6	Turbos srebro short	Erste Group Bank AG	04.07.2016	04.07.2016
EGB-S-SSL8	Turbos srebro short	Erste Group Bank AG	01.07.2016	01.07.2016

### 3.3 Capital Decreases

Symbol	Issuer	Date	Before		After	
			No. of shares	Nom. value.	No. of shares	Nom. value.
<b>Regular Market</b>						
HMDN-R-A	HOTEL MEDENA d.d.	31.08.2016	393.800	300,00	393.800	130,00
PIKR-R-A	PIK d. d.	14.07.2016	233.460	350,00	202.080	404,35*
CHAG-R-A	CHROMOS AGRO d.d.	21.09.2016	120.497	300,00	108.449	300,00

### 3.4 Nominal Value Changes and Capital Increases

Symbol	Issuer	Date	Before		After	
			No. of shares	Nom. (HRK)	No. of shares	Nom. (HRK)
<b>Official Market</b>						
ILRA-R-A	ILIRIJA d.d.	29.07.2016	274.286	550,00	274.286	580,00
<b>Regular Market</b>						
PLAG-R-A	PLAVA LAGUNA d.d.	23.09.2016	546.318	2.274,00*	546.318	2.343,24*
SAPN-R-A	SAPONIA d.d.	23.09.2016	658.564	330,37*	658.564	370,76*
HMDN-R-B	HOTEL MEDENA d.d.	31.08.2016	0	0	686.620	130,00
HPDG-R-C	MEDORA HOTELI I LJETOVALIŠTA d.d.	18.08.2016	1.400.000	10,00	2.650.000	10,00
BPBA-R-B	Vaba d.d. banka Varaždin	04.08.2016	21.321.718	10,84*	28.921.429	10,62*
HTPK-R-C	HTP KORČULA d.d.	26.09.2016	0	0	722.409	50,00



## 4 Listed Financial Instruments

### 4.1 Stocks

No..	Symbol	Issuer	Listed quantity	Nominal value	Free float (%)
<b>Official Market</b>					
1	ADPL-R-A	AD Plastik d.d.	4.199.584	100 HRK	64,27
2	ATGR-R-A	Atlantic Grupa d.d.	3334300	40 HRK	44
3	CROS-P-A	Croatia osiguranje d.d.	8.750	1.400 HRK	35,78
4	CROS-R-A	Croatia osiguranje d.d.	420.947	1.400 HRK	9,08
5	DLKV-R-A	Dalekovod d.d.	24.719.305	10 HRK	38,92
6	GRNL-R-A	Granolio d.d.	1.901.643	10 HRK	32,69
7	HPB-R-A	HPB d.d.	2.024.625	600 HRK	27,86
8	HT-R-A	HT d.d.	81.888.535		42,34
9	IGH-R-A	Institut IGH d.d.	613.709	190 HRK	40,44
10	ILRA-R-A	Ilirija d.d.	274.286	580 HRK	25,33
11	INA-R-A	Ina d.d.	10.000.000	900 HRK	6,08
12	KOEI-R-A	Končar - elektroindustrija d.d.	2.572.119	470 HRK	99,77
13	LEDO-R-A	Ledo d.d.	313.920	380 HRK	49,8
14	LKPC-R-A	Luka Ploče d.d.	422.967	400 HRK	69,42
15	LKRI-R-A	Luka Rijeka d.d.	13.480.475	40 HRK	47,6
16	MDKA-R-A	Medika d.d.	30.194	6.780 HRK	11,02
17	MGMA-R-A	Magma d.d.	4.874.160	10 HRK	40,26
18	OPTE-R-A	OT-OPTIMA TELEKOM d.d.	63.556.808	10 HRK	40,66
19	PODR-R-A	Podravka d.d.	7.120.003	220 HRK	69,84
20	PTKM-R-A	Petrokemija d.d.	12.871.180	30 HRK	20,15
21	RIVP-R-A	VALAMAR RIVIERA d.d.	126.027.542		49,3
22	TPNG-R-A	TANKERSKA NEXT GENERATION d.d.	8.733.345		48,84
23	ULPL-R-A	Uljanik Plovidba d.d.	580.000	400 HRK	82,89
24	ULJN-R-A	ULJANIK, d. d.	3.356.250	30 HRK	79,22
25	VART-R-1	Varteks d. d.	2.220.807	50 HRK	53,72
26	VIRO-R-A	VIRO TVORNICA ŠEĆERA d.d.	1.386.667		27,12
27	ZB-R-A	Zagrebačka burza d.d.	4.635.700	10 HRK	79,79
<b>Regular Market</b>					
28	3MAJ-R-A	3. MAJ Brodogradilište d. d.	1.462.140	100 HRK	14,54
29	ACI-R-A	ACI d. d.	111.060	3.600 HRK	14,67
30	ADRS-P-A	Adris grupa d.d.	6.784.100	10 HRK	100
31	ADRS-R-A	Adris grupa d.d.	9.615.900	10 HRK	50,16
32	AGMM-R-A	AgromediMurje d.d.	37.390	1.400 HRK	29,15
33	AMDN-R-A	Apartmani Medena d.d.	765.376	300 HRK	84,68
34	ARNT-R-A	Arenaturist d. d.	2.182.500	20 HRK	34,36

No..	Symbol	Issuer	Listed quantity	Nominal value	Free float (%)
35	ATLN-R-A	Excelsa nekretnine d.d.	3.335.801		14,17
36	ATPL-R-A	Atlantska plovidba d.d.	1.395.520	300 HRK	72,49
37	AUHR-R-A	Auto Hrvatska d.d. Zagreb	600.000	100 HRK	61,17
38	BD62-R-A	Badel 1862 d.d.	752.106	100 HRK	30,44
39	BDMR-R-A	Brodomerkur d.d.	99.331	1.900 HRK	7,09
40	BLKL-R-A	Bilokalnik-IPA d.d.	499.582	300 HRK	6,31
41	BLJE-R-A	Belje d.d. Darda	8.215.487	40 HRK	44,13
42	BPBA-R-A	VABA d.d.	1.787.111		46,47
43	BRIN-R-A	ZAIF Breza d.d.	506.000	30 HRK	34,38
44	BRNK-R-A	Brionka d. d.	132.410	380 HRK	32,12
45	CHAG-R-A	Chromos agro d.d.	108.449	300 HRK	44,28
46	CKML-R-A	Čakovečki mlinovi d.d.	105.000	740 HRK	54,32
47	CRAL-R-A	Croatia airlines d.d.	9.899.755	10 HRK	3,2
48	CTKS-R-A	Čateks d.d.	246.201	200 HRK	56,13
49	DALS-R-A	Dalma d.d.	1.241.157	370 HRK	5,22
50	DDJH-R-A	ĐURO ĐAKOVIĆ GRUPA d.d.	7.596.684	20 HRK	38,39
51	DTR-R-A	DTR d.d.	107.850	370 HRK	8,7
52	DUPM-R-A	Dubrovačko primorje d.d.	354.410	300 HRK	8,08
53	ELKL-R-A	Elektrometal d.d.	83.867	380 HRK	58,2
54	ELKP-R-A	Elektroprojekt d.d.	89.800	380 HRK	60,68
55	ELPR-R-A	Elektropromet d.d.	334.860	300 HRK	41,64
56	ERNT-R-A	Ericsson Nikola Tesla d.d.	1.331.650	100 HRK	50,69
57	FMPS-R-A	ZAIF Proprius d.d.	2.003.172	60 HRK	50,47
58	FNVC-R-A	Finvest Corp d. d.	617.751	250 HRK	9,26
59	HBRL-R-A	Hoteli Brela d.d.	14.354.170	10 HRK	10,42
60	HBVD-R-A	Hoteli Baška voda d.d.	286.383	80 HRK	7,72
61	HDEL-R-A	Hidroelektra niskogradnja d.d.	623.881	50 HRK	51,59
62	HHLD-R-A	Hoteli Haludovo Malinska d.d.	10.732.908	20 HRK	21,62
63	HIMR-R-A	Imperial d.d.	635.855	400 HRK	51,11
64	HJDR-R-A	Hoteli Jadran d.d.	107.115	700 HRK	13,44
65	HMAM-R-A	Hoteli Makarska d.d.	1.119.470	200 HRK	10,11
66	HMDN-R-A	Hotel Medena d.d.	393.800	130 HRK	17,07
67	HMST-R-A	Hoteli Maestral d.d.	515.720	200 HRK	17,38
68	HPDG-R-A	MEDORA HOTELI I LJETOVALIŠTA d.d.	2.616.250	10 HRK	7,27
69	HTCP-R-A	Hoteli Tučepi, d.d.	548.200	300 HRK	8,59
70	HTPK-R-A	HTP Korčula d.d.	1.746.460	50 HRK	42,74
71	HTPO-R-A	HTP Orebić d.d.	475.820	100 HRK	13,71
72	HUPZ-R-A	HUP - Zagreb d.d.	431.992	470 HRK	35,84
73	HVDC-R-A	Hoteli Vodice d.d.	468.634		14,27
74	HZLA-R-A	Hoteli Zlatni rat d.d.	725.519	360 HRK	25,1
75	HZVG-R-A	Hoteli Živogošće d.d.	302.760	10 HRK	26,48

No..	Symbol	Issuer	Listed quantity	Nominal value	Free float (%)
76	IKBA-P-A	Istarska kreditna banka Umag d.d.	3.026	1.100 HRK	56,08
77	IKBA-R-A	Istarska kreditna banka Umag d.d.	144.974	1.100 HRK	50,79
78	IMZV-R-A	Imunološki zavod d.d.	225.284	380 HRK	26,59
79	INGR-R-A	Ingra d.d.	13.545.200		94,29
80	IPKK-R-A	Termes grupa d.d.	715.090	100 HRK	10,4
81	ISTR-R-A	ISTRA d.d.	64.980	1.700 HRK	15,72
82	JDGT-R-A	Jadroagent d.d.	110.845	450 HRK	100
83	JDOS-R-A	Jadransko osiguranje d.d.	125.000	400 HRK	70,73
84	JDPL-R-A	Jadroplov d.d.	1.636.674	210 HRK	29,36
85	JDRF-R-A	Jadran film d.d.	163.470	100 DEM	11,73
86	JDTC-R-A	Jadran d.d.	141.633	300 HRK	27,46
87	JLSA-R-A	Jelsa d.d.	1.343.473	70 HRK	3,19
88	JMNC-R-A	Jamnica d.d.	22.126	3.800 HRK	18,52
89	JNAF-R-A	Janaf d.d.	1.007.658	2.830 HRK	8,64
90	KABA-P-A	Karlovačka banka d.d.	10.824	100 HRK	34,51
91	KABA-R-A	Karlovačka banka d.d.	1.328.233	10 HRK	66,54
92	KBZ-R-A	Kreditna banka Zagreb d.d.	1.937.753	100 HRK	12,54
93	KMSK-R-A	KAMENSKO d.d. u stečaju	212.671	400 HRK	60,26
94	KODT-P-A	Končar - distributivni i specijalni transformatori d.d.	61.428	300 HRK	90,74
95	KODT-R-A	Končar - distributivni i specijalni transformatori d.d.	194.188	300 HRK	26,99
96	KOES-R-A	Koestlin d.d.	130.276	700 HRK	12,01
97	KOKA-R-A	Koka d.d.	903.220	200 HRK	7,62
98	KOSK-P-A	Končar - sklopna postrojenja d.d.	40.718	130 HRK	79,5
99	KOSK-R-A	Končar - sklopna postrojenja d.d.	82.502	130 HRK	8,15
100	KRAS-R-A	Kraš d.d.	1.373.621	400 HRK	51,69
101	KTJV-R-A	Kutjevo d.d.	5.726.429	50 HRK	6,71
102	KTKS-R-A	Koteks d.d.	669.467	50 HRK	9,77
103	LPLH-R-A	Lošinjska plovidba - holding d.d.	662.416	350 HRK	43,32
104	LRH-R-A	Liburnia Riviera Hoteli d.d.	302.641	2.300 HRK	17,08
105	LURA-R-A	Dukat d.d.	3.000.000	100 HRK	6,3
106	MAIS-R-A	Maistra d. d.	10.944.339		10,89
107	MIV-R-A	MIV d.d.	15.018	3.700 HRK	42,07
108	MRSK-R-A	MARASKA d.d.	998.833	70 HRK	2,5
109	NVBA-R-A	Nava banka d.d. u stečaju	426.981	30 HRK	32,01
110	OLVD-R-A	Olympia Vodice d.d.	468.786		6,47
111	PAN-R-A	PAN - Trgopromet d.d.	532.207	100 HRK	7,19
112	PBZ-R-A	PBZ d.d.	19.074.769	100 HRK	2,19
113	PDBA-R-A	Podravska banka d.d.	668.749	400 HRK	45,06
114	PIKR-R-A	PIK d. d.	202.080		53,62
115	PIVK-R-A	PIK-Vinkovci d.d.	317.225	400 HRK	32,62

No..	Symbol	Issuer	Listed quantity	Nominal value	Free float (%)
116	PLAG-P-A	Plava laguna d.d.	105.000	1.000 HRK	
117	PLAG-R-A	Plava laguna d.d.	546.318		17,99
118	PLCH-R-A	Palace hotel Zagreb d.d.	126.726	400 HRK	12,64
119	PLJK-R-A	Puljanka d.d.	1.055.558	100 HRK	30,7
120	PUNT-P-A	Pounje d.d.	300.000	10 HRK	
121	PUNT-R-A	Pounje d.d.	1.333.350	10 HRK	81,63
122	QUNE-R-A	Quaestus nekretnine d.d. u likvidaciji	2.255.463	80 HRK	80,96
123	RIZO-R-A	RIZ-odašiljači d.d.	374.179	370 HRK	44,83
124	SAPN-R-A	Saponia d.d.	658.564		12,22
125	SLPF-R-A	SZAIIF d.d.	3.346.418	20 HRK	43,51
126	SLRS-R-A	Solaris d.d.	617.719	300 HRK	7,96
127	SNBA-R-A	Slatinska banka d.d.	918.972	100 HRK	69,22
128	SPVA-R-A	Spačva d.d. Vinkovci	3.776.522	20 HRK	1,77
129	SUNH-R-A	Sunčani Hvar d.d.	19.418.785	20 HRK	9,86
130	THNK-R-A	Tehnika d.d.	189.460	900 HRK	69,93
131	TISK-R-A	Tisak d.d.	2.386.587	100 HRK	6,8
132	TKPR-R-A	Tekstilpromet d.d.	81.842	400 HRK	48,29
133	TLM-R-A	TLM d.d. u stečaju	1.840.082		11,96
134	TNKC-R-A	Tankerkomerc d.d.	34.182	1.880 HRK	57,64
135	TRFM-R-A	Terra firma d. d.	36.000	1.000 HRK	30,42
136	TRMD-R-A	Terra Mediterranea d.d.	230.997	100 HRK	56,67
137	TUHO-R-A	Turisthotel d.d.	366.756	580 HRK	62,77
138	VDKT-R-A	Viadukt d.d.	456.813	300 HRK	77,12
139	VDZG-R-A	Vodoprivreda Zagreb d.d.	395.449	100 HRK	7,76
140	VJSN-R-A	Vjesnik d.d.	1.061.683	100 HRK	20,84
141	VLEN-R-B	BRODOGRADILIŠTE VIKTOR LENAC d. d.	16.813.247	10 HRK	15,33
142	VPIK-R-A	Vupik d.d.	1.503.254	40 HRK	37,51
143	ZABA-R-A	Zagrebačka banka d.d.	320.241.955	20 HRK	3,8
144	ZPKL-R-A	Zagrebačke pekarnice Klara d.d.	283.760	400 HRK	24,32
145	ZTNJ-R-A	Žitnjak d.d.	205.643	690 HRK	10,57
146	ZVCV-R-A	Zvečevo d.d.	307.808	200 HRK	37
147	ZVZD-R-A	Zvijezda d.d.	100.257	2.000 HRK	31,2

## 4.2 Bonds

Symbol	Issuer	Nominal value	Listed quantity	Coupon rate	Maturity
<b>Official Market</b>					
ATGR-O-216A	Atlantic Grupa d.d.	1 HRK	200.000.000	3,1250	17.6.2021
DLKV-O-302A	Dalekovod d.d.	1 HRK	16.177.185	4,0000	14.2.2030
DLKV-O-302E	Dalekovod d.d.	1 EUR	1.235.713	4,0000	14.2.2030
FNOI-D-171A	Fond za naknadu oduzete imovine	1 EUR	5.908.013	0,0000	1.1.2017
FNOI-D-177A	Fond za naknadu oduzete imovine	1 EUR	5.908.013	0,0000	1.7.2017
FNOI-D-181A	Fond za naknadu oduzete imovine	1 EUR	5.908.013	0,0000	1.1.2018
FNOI-D-187A	Fond za naknadu oduzete imovine	1 EUR	5.908.013	0,0000	1.7.2018
FNOI-D-191A	Fond za naknadu oduzete imovine	1 EUR	5.908.013	0,0000	1.1.2019
FNOI-D-197A	Fond za naknadu oduzete imovine	1 EUR	5.908.013	0,0000	1.7.2019
GDST-O-177A	Grad Split	1 EUR	8.200.000	6,0000	8.7.2017
HEP-O-17CA	HEP d.d.	1 HRK	700.000.000	6,5000	7.12.2017
HOTR-O-173A	Hospitalija trgovina d.o.o.	1 EUR	7.715.000	9,7500	23.3.2017
HP-O-19BA	HP - Hrvatska pošta d.d.	1 HRK	400.000.000	5,1250	10.11.2019
IGH-O-176A	Institut IGH d.d.	1 EUR	10.000.000	9,0000	6.6.2017
JDGL-O-20CA	JADRAN - GALENSKI LABORATORIJ d. d.	1 HRK	200.000.000	5,8125	21.12.2020
JRLN-O-17AA	Jadrolinija	1 EUR	11.000.000	6,5000	24.10.2017
MTEL-O-137A	Metronet telekomunikacije d.d.	1 EUR	19.800.000	4,5000	19.3.2022
OPTE-O-142A	OT-OPTIMA TELEKOM d.d.	1 HRK	250.000.000	5,2500	30.5.2022
RHMF-O-172A	Ministarstvo financija Republike Hrvatske	1 HRK	5.500.000.000	4,7500	8.2.2017
RHMF-O-17BA	Ministarstvo financija Republike Hrvatske	1 HRK	4.000.000.000	6,2500	25.11.2017
RHMF-O-187A	Ministarstvo financija Republike Hrvatske	1 HRK	6.000.000.000	5,2500	10.7.2018
RHMF-O-19BA	Ministarstvo financija Republike Hrvatske	1 EUR	1.000.000.000	5,3750	29.11.2019
RHMF-O-203A	Ministarstvo financija Republike Hrvatske	1 HRK	5.000.000.000	6,7500	5.3.2020
RHMF-O-203E	Ministarstvo financija Republike Hrvatske	1 EUR	1.000.000.000	6,5000	5.3.2020
RHMF-O-217A	Ministarstvo financija Republike Hrvatske	1 HRK	6.000.000.000	2,7500	8.7.2021
RHMF-O-227E	Ministarstvo financija Republike Hrvatske	1 EUR	1.000.000.000	6,5000	22.7.2022
RHMF-O-247E	Ministarstvo financija Republike Hrvatske	1 EUR	1.400.000.000	5,7500	10.7.2024
RHMF-O-257A	Ministarstvo financija Republike Hrvatske	1 HRK	6.000.000.000	4,5000	9.7.2025
RHMF-O-26CA	Ministarstvo financija Republike Hrvatske	1 HRK	10.000.000.000 0	4,2500	14.12.2026
RIBA-O-177A	Erste&Steiermärkische Bank d. d.	1 EUR	80.000.000	6,5000	18.7.2017
RIBA-O-17BA	Erste&Steiermärkische Bank d. d.	1 HRK	300.000.000	5,8750	23.11.2017
ZGHO-O-237A	ZAGREBAČKI HOLDING d.o.o.	1 HRK	1.800.000.000	3,8750	15.7.2023
<b>Regular Market</b>					
GROS-O-17AA	Grad Osijek	1 HRK	25.000.000	5,5000	30.10.2017
GRVI-O-17AA	Grad Vinkovci	1 HRK	42.000.000	5,5000	23.10.2017
LNGU-O-31AE	LANIŠTE d.o.o.	1 EUR	54.985.733	4,5000	15.10.2031
NFDA-O-AA0A	NETA Capital Croatia d.d.	1 HRK	1.530.000	8,0000	3.12.2018