



ZAGREBAČKA
BURZA

Zagreb Stock Exchange

Trading Summary First half of 2017

Zagreb, July 2017.

This publication was prepared and published by the Zagreb Stock Exchange Inc., Ivana Lučića 2a/22, Zagreb (hereinafter: Exchange).

The publication is intended to provide information to the public and shall not be deemed to constitute an offer or invitation to buy or advice on trade or investment in financial instruments or opinion on the terms of the purchase or sale of any financial instrument mentioned therein whether favourable or not, nor should it be relied on as a substitute for own judgement or assessment by any user of this publication.

The Exchange waives responsibility and liability for any damage which might arise out of the use of information contained therein.

Further use of information available in this publication is permitted by the Exchange provided that the source is cited.

Copyright © 2017. Zagreb Stock Exchange
Zagreb
Ivana Lučića 2a/22

All rights reserved.

Content:

1	TRADING	1
1.1	COMPARISON WITH PREVIOUS HALF	1
1.2	COMPARISON WITH PREVIOUS YEAR	2
1.3	MONTHLY TRADING OVERVIEW	3
1.4	INDICES	4
1.5	TURNOVER AND MARKET CAPITALIZATION BY SECTOR	8
1.6	STOCKS WITH THE LARGEST MARKET CAPITALIZATION	10
1.7	STOCKS WITH THE LARGEST FREE FLOAT MARKET CAPITALIZATION	11
1.8	MOST ACTIVE STOCKS BY TURNOVER	12
1.9	STOCKS WITH THE HIGHEST TURNOVER VELOCITY	13
1.10	HIGHEST DAILY TURNOVER	13
1.11	HIGHEST ORDERBOOK TRADES IN STOCKS	13
1.12	STOCKS PERFORMANCE	14
1.13	BONDS PERFORMANCE	16
1.14	OTC TURNOVER	17
2	MEMBERS	18
2.1	TOP 10 MEMBERS BY EQUITY TURNOVER	18
2.2	TOP 10 MEMBERS BY BOND TURNOVER	18
2.3	TOP 10 MEMBERS BY TOTAL TURNOVER	19
2.4	TOP 10 MEMBERS BY NUMBER OF TRADES	19
2.5	STOCKS WITH MARKET MAKERS	19
3	CORPORATE ACTIONS	20
3.1	NEW LISTINGS	20
3.2	DELISTINGS	20
3.3	LISTING OF ADDITIONAL ISSUES	20
3.4	NOMINAL VALUE CHANGES AND CAPITAL INCREASES	21
3.5	SECURITIES CONVERSION	21
4	LISTED FINANCIAL INSTRUMENTS	22
4.1	STOCKS	22
4.2	BONDS	25

1 Trading

1.1 Comparison with previous half

	Second half of 2016.	First half of 2017.	% change
Orderbook turnover :			
Stocks	1.145.554.440	1.787.478.783	56,0%
Bonds	203.708.117	212.155.450	4,1%
Commercial Bills	0	0	-
Structured products	12.560.694	0	-
Equity Block Turnover	448.810.216	282.713.742	-37,0%
Debt Block Turnover	46.168.574	65.142.086	41,1%
Total Turnover	1.856.802.041	2.347.490.060	26,4%
Orderbook volume			
Stocks	21.808.149	26.016.767	19,3%
Bonds	141.022.806	140.518.123	-0,4%
Commercial Bills	0	0	-
Structured products	462.637	0	-
Equity Block Volume	1.124.093	2.512.589	123,5%
Debt Block Volume	43.379.580	60.000.000	38,3%
Total Volume	207.797.265	229.047.479	10,2%
OTC trades			
Turnover	12.750.684.878	9.252.749.428	-27,4%
Volume	8.861.607.626	6.504.451.155	-26,6%
Number of trades	1.124	1.258	11,9%
CROBEX [®]	1.994,84	1.865,57	-6,5%
CROBEX10 [®]	1.158,18	1.118,65	-3,4%
CROBEXplus	1.181,83	1.134,97	-4,0%
CROBEXindustrija	1.192,90	1.172,73	-1,7%
CROBEXkonstrukt	517,70	897,82	73,4%
CROBEXnutris	856,31	480,60	-43,9%
CROBEXtr	1.222,89	1.167,08	-4,6%
CROBEXtransport	1.077,12	1.088,15	1,0%
CROBEXturist	3.271,93	3.725,21	13,9%
CROBIS [®]	108,8249	109,7851	0,9%
CROBIStr [®]	157,0800	162,0141	3,1%
Number of trades	76.119	114.372	50,3%
Number of securities traded	188	153	-18,6%
Number of trading days	127	124	-2,4%

(Market capitalization in millions of HRK)

	Second half of 2016	First half of 2017.	% change
Market capitalization			
Stocks	143.188,9	142.166,9	-0,7%
Bonds	89.227,2	91.170,0	2,2%
Structured products	0,0	0,0	-
Total	232.416,1	233.336,9	0,4%
Average daily			
Turnover	14.620.489	18.931.371	29,5%
Volume	1.636.199	1.847.157	12,9%
Number of trades	599	922	53,9%

1.2 Comparison with previous year

	First half of 2016.	First half of 2017.	% change
Orderbook turnover :			
Stocks	763.936.417	1.787.478.783	134,0%
Bonds	234.694.005	212.155.450	-9,6%
Commercial Bills	0	0	-
Structured products	39.342.699	0	-
Equity Block Turnover	760.620.964	282.713.742	-62,8%
Debt Block Turnover	209.010.004	65.142.086	-68,8%
Total Turnover	2.007.604.088	2.347.490.060	16,9%
Orderbook volume			
Stocks	11.199.235	26.016.767	132,3%
Bonds	190.533.572	140.518.123	-26,3%
Commercial Bills	0	0	-
Structured products	1.616.549	0	-
Equity Block Volume	3.138.431	2.512.589	-19,9%
Debt Block Volume	172.124.462	60.000.000	-65,1%
Total Volume	378.612.249	229.047.479	-39,5%
OTC trades			
Turnover	13.169.278.890	9.252.749.428	-29,7%
Volume	10.582.282.030	6.504.451.155	-38,5%
Number of trades	1.120	1.258	12,3%
CROBEX [®]	1.675,95	1.865,57	11,3%
CROBEX10 [®]	979,29	1.118,65	14,2%
CROBEXplus	927,69	1.134,97	22,3%
CROBEXindustrija	999,69	1.172,73	17,3%
CROBEXkonstrukt	444,34	897,82	102,1%
CROBEXnutris	698,44	480,60	-31,2%
CROBEXtr	1.020,79	1.167,08	14,3%
CROBEXtransport	807,41	1.088,15	34,8%
CROBEXturist	2.476,15	3.725,21	50,4%

	First half of 2016.	First half of 2017.	% change
CROBIS [®]	106,7161	109,7851	2,9%
CROBIStr [®]	150,5077	162,0141	7,6%
Number of trades	57.058	114.372	100,4%
Number of securities traded	260	153	-41,2%
Number of trading days	124	124	0,0%

1.3 Monthly trading overview

(Market Capitalization in millions of HRK)

Month	Number of trades		Volume		Number of securities traded	Market Capitalization
	Total	Average daily	Total	Average daily		
January	17.915	853	23.074.000	1.098.762	118	244.824,6
February	23.018	1.151	34.286.217	1.714.311	122	250.449,9
March	30.234	1.315	28.375.504	1.233.718	124	233.497,5
April	25.428	1.413	105.896.871	5.883.160	117	229.365,7
May	9.191	418	13.068.329	594.015	104	226.633,8
June	8.586	429	24.346.559	1.217.328	107	233.336,9
Total	114.372	922	229.047.479	1.847.157	153	

(Turnover in millions of HRK)

Month	Equity		Bonds		Structured products		Total turnover
	Turnover	% total turnover	Turnover	% total turnover	Turnover	% total turnover	
January	281,6	82,4	60,1	17,6	0,0	0,0	341,7
February	419,7	93,4	29,5	6,6	0,0	0,0	449,2
March	598,6	94,5	34,8	5,5	0,0	0,0	633,5
April	435,9	79,1	115,4	20,9	0,0	0,0	551,3
May	151,2	91,7	13,7	8,3	0,0	0,0	164,9
June	183,1	88,5	23,7	11,5	0,0	0,0	206,9
Total	2.070,2	88,2	277,3	11,8	0,0	0,0	2.347,5

Chart 1: Orderbook turnover (mil HRK)

1.4 Indices

	High	Low	Last	Net change (%)	Volume	Turnover
Equity indices						
CROBEX [®]	2.254,86	1.816,11	1.865,57	-6,5	23.007.711	1.332.815.629
CROBEX10 [®]	1.308,33	1.085,39	1.118,65	-3,4	6.637.794	1.007.856.334
CROBEXplus [®]	1.353,40	1.130,44	1.172,73	-1,7	1.295.995	160.402.921
CROBEXindustrija [®]	990,46	512,66	897,82	73,4	5.902.502	73.503.591
CROBEXkonstrukt [®]	883,64	470,23	480,60	-43,9	2.273.160	397.974.554
CROBEXnutris [®]	1.348,04	1.106,06	1.134,97	-4,0	23.393.208	1.355.315.661
CROBEXtr [®]	1.382,29	1.125,76	1.167,08	-4,6	23.007.711	1.332.815.629
CROBEXtransport [®]	1.262,92	1.011,88	1.088,15	1,0	362.087	67.648.744
CROBEXturist [®]	3.814,59	3.270,33	3.725,21	13,9	4.881.092	248.794.505
Bond indices						
CROBIS [®]	110,96	108,43	109,79	0,9	4.709.481.490	7.218.090.957
CROBIStr [®]	162,01	156,65	162,01	3,1	4.709.481.490	7.218.090.957

Chart 2: Zagreb Stock Exchange equity index CROBEX[®]



Chart 3: Zagreb Stock Exchange equity index CROBEXtr®



Chart 4: Zagreb Stock Exchange equity index CROBEX10®



Chart 5: Zagreb Stock Exchange equity index CROBEXplus©



Slika 6: Zagreb Stock Exchange bond index CROBIS©



Chart 7: Zagreb Stock Exchange bond index CROBIStr[®]

1.5 Turnover and Market Capitalization by Sector

Code	Sector	Market Capitalization (HRK)	Turnover (HRK)
A	Agriculture, forestry and fishing	488.666.761	28.276.645
CA	Manufacture of food products, beverages and tobacco products	8.442.700.347	524.344.626
CB	Manufacture of textiles, apparel, leather and related products	50.796.370	1.323.107
CC	Manufacture of wood and paper products, and printing	221.455.572	8.653
CD	Manufacture of coke, and refined petroleum products	32.500.000.000	16.881.006
CE	Manufacture of chemicals and chemical products	349.166.368	4.758.030
CF	Manufacture of basic pharmaceutical products and pharmaceutical preparations	6.983.804	113.416
CG	Manufacture of rubber and plastics products, and other non-metallic mineral products	0	0
CH	Manufacture of basic metals and fabricated metal products, except machinery and equipment	78.380.816	45.521
CI	Manufacture of computer, electronic and optical products	1.685.199.754	37.258.486
CJ	Manufacture of electrical equipment	2.325.942.006	44.804.402
CK	Manufacture of machinery and equipment n.e.c.	0	0
CL	Manufacture of transport equipment	1.011.229.182	42.453.857
CM	Other manufacturing, and repair and installation of machinery and equipment	14.826.024	24.800
E	Water supply; sewerage, waste management and remediation activities	0	0
F	Construction	746.063.876	96.517.571
G	Wholesale and retail trade; repair of motor vehicles and motorcycles	3.822.666.642	71.375.716
H	Transportation and storage	9.498.284.578	84.503.637
I	Accommodation and food service activities	21.881.593.172	317.705.302
JA	Publishing, audiovisual and broadcasting activities	26.244.936	6.669
JB	Telecommunications	14.972.577.364	197.731.645
K	Financial and insurance activities	33.980.319.247	89.886.077
L	Real estate activities	500.370.150	2.888.146
MA	Legal, accounting, management, architecture, engineering, technical testing and analysis activities	8.753.001.509	213.273.723
MB	Scientific research and development	166.302.865	12.300.143
N	Administrative and support service activities	0	0
R	Arts, entertainment and recreation	644.149.111	997.606
	TOTAL	142.166.920.451	1.787.478.783

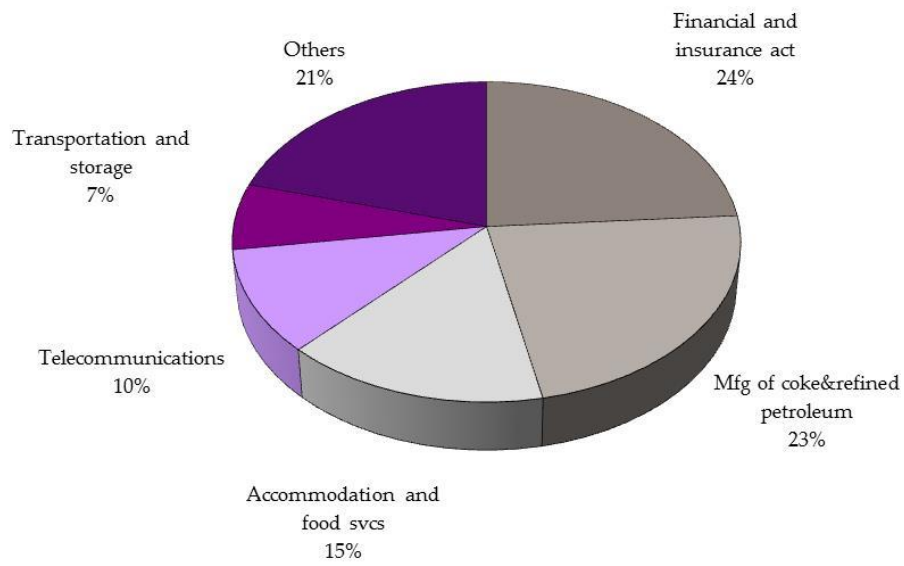
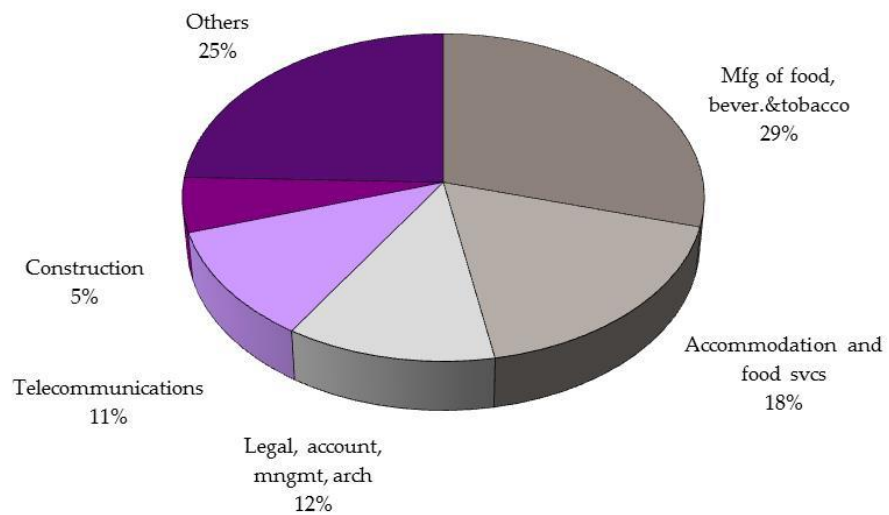


Chart 3: Sectors with the highest Market Capitalization



Slika 4: Sectors with the highest Turnover

1.6 Stocks with the Largest Market Capitalization

	Symbol	Issuer	Market capitalization (HRK mil)	% of Market cap	Cumulative percentage
1	INA-R-A	Ina d.d.	32.500,0	22,9	22,9
2	ZABA-R-A	Zagrebačka banka d.d.	14.955,3	10,5	33,4
3	HT-R-A	HT d.d.	14.794,0	10,4	43,8
4	PBZ-R-A	PBZ d.d.	14.306,3	10,1	53,8
5	JNAF-R-A	Janaf d.d.	5.743,7	4,0	57,9
6	RIVP-R-A	VALAMAR RIVIERA d.d.	5.600,7	3,9	61,8
7	ADRS-R-A	Adris grupa d.d.	5.288,7	3,7	65,5
8	PLAG-R-A	Plava laguna d.d.	3.441,8	2,4	68,0
9	ADRS-P-A	Adris grupa d.d.	3.141,0	2,2	70,2
10	MAIS-R-A	Maistra d. d.	3.141,0	2,2	72,4
		Others	39.254,4	27,6	100,0
	Total		142.166,9	100,0	

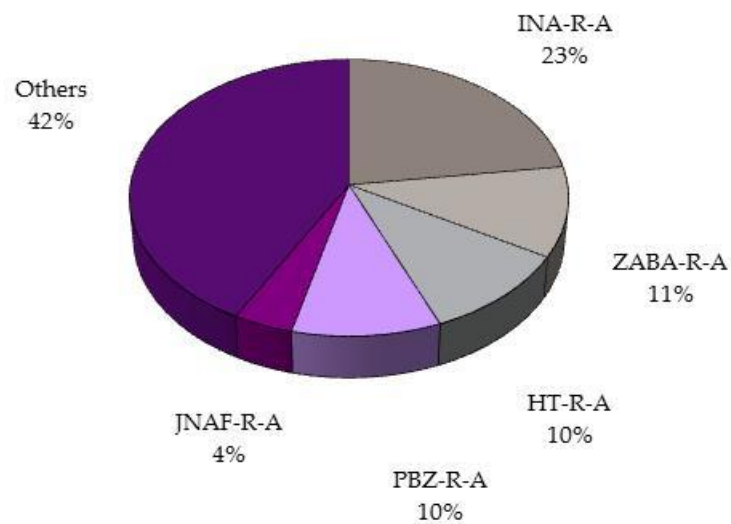


Chart 5: Market Capitalization structure

1.7 Stocks with the Largest Free Float Market Capitalization

	Symbol	Issuer	Free float (%)	Free float market capitalization (HRK mil)	% of market cap	Cumulative percentage
1	HT-R-A	HT d.d.	42,3	4.906,7	16,8	16,8
2	ADRS-P-A	Adris grupa d.d.	100,0	2.557,7	8,7	25,5
3	ADRS-R-A	Adris grupa d.d.	49,7	2.389,6	8,2	33,7
4	RIVP-R-A	VALAMAR RIVIERA d.d.	54,8	1.716,3	5,9	39,5
5	INA-R-A	Ina d.d.	6,1	1.702,4	5,8	45,4
6	PODR-R-A	Podravka d.d.	70,0	1.635,7	5,6	50,9
7	KOEI-R-A	Končar - elektroindustrija d.d.	99,8	1.634,3	5,6	56,5
8	ARNT-R-A	Arena Hospitality Group d.d.	49,9	1.533,9	5,2	61,8
9	ATGR-R-A	Atlantic Grupa d.d.	44,0	1.190,7	4,1	65,8
10	ERNT-R-A	Ericsson Nikola Tesla d.d.	50,7	681,1	2,3	68,2
		Others		9.315,2	31,8	100,0
		Total		29.263,5		

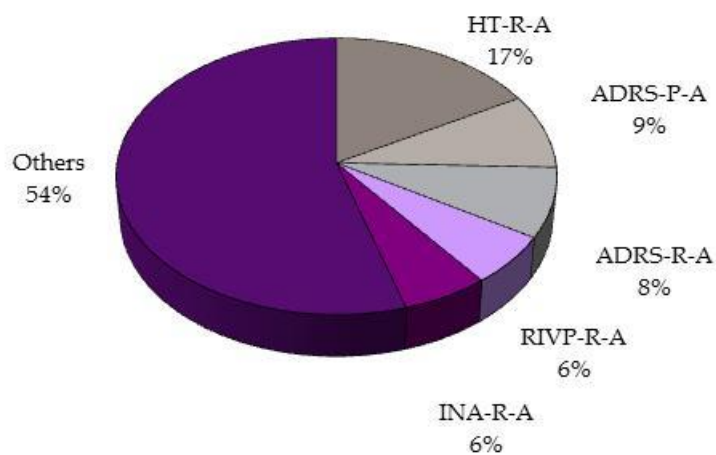


Chart 6: Free Float Market Capitalization structure

1.8 Most Active Stocks by Turnover

	Symbol	Issuer	Turnover (HRK)	Pct (%)	Cumulative percentage
1	LEDO-R-A	Ledo d.d.	221.641.440	12,4	12,4
2	RIVP-R-A	VALAMAR RIVIERA d.d.	196.863.054	11,0	23,4
3	HT-R-A	HT d.d.	175.119.506	9,8	33,2
4	JMNC-R-A	Jamnica d.d.	157.240.217	8,8	42,0
5	ADRS-P-A	Adris grupa d.d.	153.266.202	8,6	50,6
6	PODR-R-A	Podravka d.d.	75.605.489	4,2	54,8
7	DLKV-R-A	Dalekovod d.d.	58.456.378	3,3	58,1
8	ATGR-R-A	Atlantic Grupa d.d.	54.701.126	3,1	61,1
9	ZABA-R-A	Zagrebačka banka d.d.	54.009.141	3,0	64,2
10	KOEI-R-A	Končar - elektroindustrija d.d.	42.752.431	2,4	66,6
		Others	597.823.798	33,4	100,0
		Total	1.787.478.783		

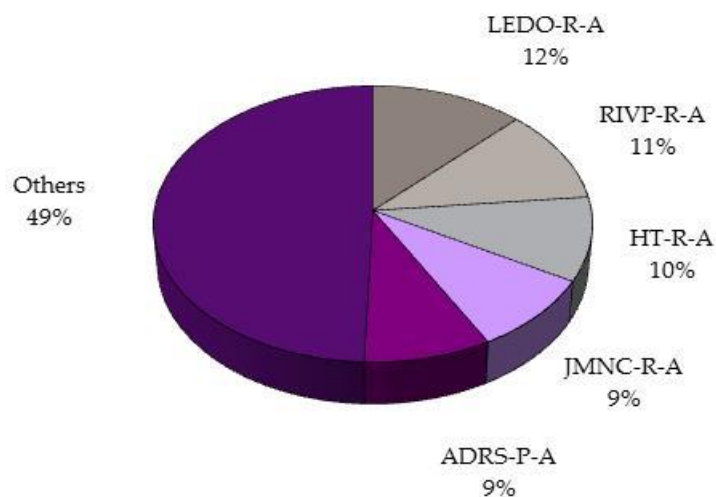


Chart 7: Structure of equity turnover

1.9 Stocks with the Highest Turnover Velocity

	Symbol	Issuer	Turnover (HRK)	Market Capitalization (HRK)	Turnover velocity (%)
1	VDKT-R-A	Viadukt d.d.	29.210.777	55.087.080	53,0%
2	BLJE-R-A	Belje d.d. Darda	22.262.761	66.134.670	33,7%
3	MGMA-R-A	Magma d.d.	575.817	1.949.664	29,5%
4	BD62-R-A	Badel 1862 d.d.	2.947.839	10.755.116	27,4%
5	INGR-R-A	Ingra d.d.	13.650.470	64.475.152	21,2%
6	LEDO-R-A	Ledo d.d.	221.641.440	1.083.024.000	20,5%
7	VPIK-R-A	Vupik d.d.	5.112.395	28.351.370	18,0%
8	ULPL-R-A	Uljanik Plovidba d.d.	10.522.539	73.080.000	14,4%
9	JMNC-R-A	Jamnica d.d.	157.240.217	1.213.611.100	13,0%
10	OPTE-R-A	OT-OPTIMA TELEKOM d.d.	22.612.139	178.594.630	12,7%

1.10 Highest Daily Turnover

	Date	Daily Turnover (HRK)
1	5.4.2017.	77.328.605
2	30.3.2017.	72.858.920
3	6.4.2017.	70.356.835
4	15.3.2017.	62.569.360
5	17.3.2017.	51.380.907
6	31.3.2017.	49.913.173
7	29.3.2017.	49.287.824
8	3.4.2017.	46.112.677
9	5.6.2017.	44.054.357
10	7.2.2017.	43.612.642

1.11 Highest Orderbook Trades in Stocks

	Date	Symbol	Issuer	Turnover (HRK)	Price (HRK)	Volume
1	17.3.2017	ADRS-P-A	Adris grupa d.d.	16.190.120	493,00	32.840
2	24.3.2017	HUPZ-R-A	HUP - Zagreb d.d.	10.741.563	2.899,99	3.704
3	30.6.2017	ADRS-P-A	Adris grupa d.d.	7.925.925	465,00	17.045
4	7.2.2017	ADRS-P-A	Adris grupa d.d.	4.950.000	495,00	10.000
5	7.2.2017	ADRS-P-A	Adris grupa d.d.	4.944.555	495,00	9.989
6	28.2.2017	HT-R-A	HT d.d.	3.792.000	189,60	20.000
7	20.2.2017	JMNC-R-A	Jamnica d.d.	3.750.000	150.000,00	25
8	27.3.2017	ZABA-R-A	Zagrebačka banka d.d.	3.737.928	63,50	58.865
9	5.4.2017	LEDO-R-A	Ledo d.d.	3.379.770	4.230,00	799
10	28.2.2017	KOEI-R-A	Končar - elektroindustrija d.d.	3.330.000	832,50	4.000

1.12 Stocks Performance

(All prices and turnover in HRK, market capitalization in millions of HRK)

No.	Symbol	High	Low	Last	Date of last trade	Net change (%)	Volume	Turnover	Market capitalization
Official Market									
1	ADPL-R-A	174,00	137,13	165,73	30.6.2017	20,1	252.489	39.225.381	696,0
2	ARNT-R-A	600,00	434,00	471,50	30.6.2017	0,6	86.480	42.609.720	2.418,2
3	ATGR-R-A	1.010,00	736,00	770,35	30.6.2017	-12,7	64.076	54.701.126	2.568,6
4	CROS-P-A	6.100,00	4.205,46	5.149,97	28.6.2017	-14,2	46	260.913	45,1
5	CROS-R-A	6.400,00	5.303,00	5.451,00	28.6.2017	-1,8	206	1.193.925	2.294,6
6	DLKV-R-A	27,85	13,50	22,50	30.6.2017	68,0	2.763.586	58.456.378	556,2
7	GRNL-R-A	109,99	83,80	109,99	7.3.2017	0,0	105	9.422	209,2
8	HPB-R-A	868,86	500,00	549,99	30.6.2017	-26,8	14.623	10.590.852	1.113,5
9	HT-R-A	191,50	165,00	180,66	30.6.2017	6,9	986.142	175.119.506	14.794,0
10	IGH-R-A	419,50	183,97	270,98	30.6.2017	47,3	43.178	12.300.143	166,3
11	ILRA-R-A	1.395,00	1.300,00	1.325,00	5.6.2017	1,8	587	779.603	399,7
12	INA-R-A	3.399,99	2.499,99	3.250,00	30.6.2017	12,1	5.448	16.881.006	32.500,0
13	KOEI-R-A	870,00	685,00	730,02	30.6.2017	5,8	53.013	42.752.431	1.877,7
14	LEDO-R-A	11.005,00	2.699,00	3.450,00	27.4.2017	-67,7	43.784	221.641.440	1.083,0
15	LKPC-R-A	598,58	511,00	555,00	29.6.2017	-2,2	13.411	7.374.024	234,7
16	LKRI-R-A	50,04	40,01	45,90	28.6.2017	-5,3	135.083	6.407.432	618,8
17	MDKA-R-A	20.900,00	11.800,00	12.000,00	26.6.2017	-31,4	428	7.211.867	362
18	MGMA-R-A	1,24	0,33	0,40	12.6.2017	11,1	1.065.825	575.817	1,9
19	OPTE-R-A	4,32	2,60	2,81	30.6.2017	4,5	6.450.916	22.612.139	178,6
20	PODR-R-A	435,00	302,01	324,15	30.6.2017	-14,1	204.340	75.605.489	2.307,9
21	PTKM-R-A	18,85	11,15	13,62	30.6.2017	-25,1	127.314	1.954.368	175,3
22	RIVP-R-A	44,48	34,68	44,44	30.6.2017	27,5	4.768.881	196.863.054	5.600,7
23	TPNG-R-A	84,89	63,00	70,10	30.6.2017	-6,5	39.369	2.969.758	612,2
24	ULPL-R-A	214,99	114,00	126,00	30.6.2017	-21,3	61.127	10.522.539	73,1
25	ULJN-R-A	79,98	36,00	38,60	19.6.2017	-24,2	4.379	224.556	129,6
26	VART-R-1	19,20	10,78	12,02	26.6.2017	-29,1	78.387	1.227.415	26,7
27	VIRO-R-A	525,00	311,01	350,00	30.6.2017	-8,6	37.754	16.120.509	485,3
28	ZB-R-A	19,75	14,04	14,04	29.6.2017	-12,3	230.797	4.081.438	65,1
Regular Market									
29	3MAJ-R-A	63,02	35,00	35,00	12.6.2017	-60,7	313	16.729	51,2
30	ACI-R-A	6.543,21	5.800,01	5.800,01	21.6.2017	-9,3	158	997.606	644,1
31	ADRS-P-A	517,99	430,01	463,00	30.6.2017	0,7	322.633	153.266.202	3.141,0
32	ADRS-R-A	608,46	526,40	550,00	29.6.2017	-8,3	48.242	28.091.721	5.288,7
33	AGMM-R-A	400,00	300,00	320,00	26.6.2017	-8,6	989	342.005	12,0
34	AMDN-R-A	55,00	50,00	50,00	27.6.2017	0,0	1.382	69.711	38,3
35	ATLN-R-A	164,00	130,06	150,00	30.6.2017	2,6	19.727	2.888.146	500,4
36	ATPL-R-A	479,99	270,00	395,01	30.6.2017	39,8	104.283	40.120.910	551,2
37	AUHR-R-A	1.005,20	600,02	680,19	29.6.2017	-28,2	8.981	7.824.094	408,1
38	BD62-R-A	26,46	10,16	14,30	26.6.2017	-42,8	145.731	2.947.839	10,8
39	BDMR-R-A	350,00	330,02	348,00	21.2.2017	-22,7	75	26.190	34,6
40	BLKL-R-A	345,01	345,01	345,01	16.5.2017	72,5	1	345	172,4
41	BLJE-R-A	24,94	7,54	8,05	27.4.2017	-65,3	1.748.080	22.262.761	66,1
42	BPBA-R-A	10,99	3,71	6,47	28.6.2017	-23,9	15.244	74.641	11,6
43	BRIN-R-A	27,00	24,00	26,50	10.4.2017	6,0	1.129	29.007	13,4
44	CHAG-R-A	225,05	212,00	225,00	28.2.2017	1,4	275	60.331	24,4
45	CKML-R-A	6.600,00	6.000,00	6.200,00	27.6.2017	-3,1	2.752	17.248.900	651,0
46	CRAL-R-A	140,00	80,00	140,00	28.6.2017	-6,7	670	69.524	1.386,0
47	DDJH-R-A	52,00	28,03	34,06	30.6.2017	-26,0	423.555	18.242.209	258,7
48	EKKL-R-A	24,00	19,99	23,30	9.3.2017	16,5	99	2.174	2,0
49	EKLP-R-A	250,01	240,00	240,00	10.4.2017	4,3	93	23.120	21,6
50	ERNT-R-A	1.444,00	1.150,00	1.247,00	30.6.2017	7,1	26.833	35.716.277	1.660,6
51	FMPS-R-A	12,02	8,03	12,00	27.6.2017	20,0	20.470	239.198	24,0
52	FNVC-R-A	44,00	24,00	24,00	16.6.2017	-26,2	731	24.800	14,8
53	HBRL-R-A	24,98	13,91	24,00	30.6.2017	56,9	35.034	543.020	344,5
54	HDEL-R-A	69,20	30,67	38,00	21.6.2017	-0,8	37.416	1.823.242	23,7
55	HHLD-R-A	4,51	2,81	3,47	30.6.2017	-3,6	341.888	1.288.820	37,2
56	HIMR-R-A	830,00	812,50	815,00	1.6.2017	0,0	1.786	1.456.009	518,2
57	HJDR-R-A	490,00	230,01	240,00	31.5.2017	-4,0	113	39.810	25,7

No.	Symbol	High	Low	Last	Date of last trade	Net change (%)	Volume	Turnover	Market capitalization
58	HMAM-R-A	300,00	250,00	300,00	7.6.2017	7,1	3.543	1.015.448	335,8
59	HMDN-R-A	75,00	56,00	60,00	28.6.2017	-33,3	870	50.867	23,6
60	HMST-R-A	300,00	250,00	280,00	28.6.2017	0,7	8.839	2.482.987	144,4
61	HPDG-R-A	19,90	12,01	14,01	30.6.2017	-17,6	185	3.170	73,8
62	HTCP-R-A	315,00	260,00	315,00	26.6.2017	26,0	1.862	530.749	172,7
63	HTPK-R-A	73,20	60,00	69,00	30.6.2017	-4,2	22.305	1.554.685	170,4
64	HTPO-R-A	78,00	50,01	50,01	4.4.2017	-36,7	434	33.037	23,8
65	HUPZ-R-A	2.975,00	2.650,00	2.850,02	30.6.2017	1,8	7.082	20.165.710	1.231,2
66	HZLA-R-A	159,99	118,68	159,99	26.6.2017	33,2	3.954	504.247	116,1
67	HZVG-R-A	16,00	14,00	14,00	19.4.2017	-30,0	463	6.562	4,2
68	IKBA-R-A	1.299,87	1.050,03	1.080,00	30.6.2017	-1,9	757	884.023	159,8
69	IMZV-R-A	70,00	31,00	31,00	19.6.2017	-47,3	1.786	113.416	7,0
70	INGR-R-A	5,74	3,01	4,76	30.6.2017	54,5	3.134.158	13.650.470	64,5
71	IPKK-R-A	188,66	94,10	94,10	29.6.2017	-12,7	19.067	2.759.149	67,3
72	JDGT-R-A	1.099,99	950,00	1.015,04	30.6.2017	-1,3	5.585	5.744.657	112,5
73	JDOS-R-A	4.400,00	3.250,00	3.361,00	6.6.2017	-18,2	355	1.286.745	420,1
74	JDPL-R-A	51,96	24,00	27,03	29.6.2017	-36,5	89.864	3.836.994	44,2
75	JDTC-R-A	49,99	14,00	26,00	26.4.2017	-20,1	2.905	93.143	3,7
76	JMNC-R-A	165.001,00	44.000,00	54.850,00	26.4.2017	-60,8	1.365	157.240.217	1.213,6
77	JNAF-R-A	6.990,00	5.500,00	5.700,00	29.6.2017	7,5	869	5.363.519	5.743,7
78	KABA-R-A	9,00	5,51	6,00	14.6.2017	-33,3	49.607	374.693	8,0
79	KBZ-R-A	100,00	80,00	80,00	23.1.2017	0,0	18	1.500	155,0
80	KODT-P-A	1.689,99	1.420,00	1.420,00	27.6.2017	1,4	528	793.674	87,2
81	KODT-R-A	1.799,99	1.500,00	1.648,00	29.6.2017	7,7	783	1.258.298	320,0
82	KOES-R-A	569,99	500,01	550,00	16.6.2017	0,0	4.221	2.320.391	71,7
83	KOKA-R-A	155,00	155,00	155,00	15.5.2017	-22,5	4	620	140,0
84	KRAS-R-A	578,00	440,00	470,00	30.6.2017	-13,0	35.353	18.651.343	645,6
85	KTJV-R-A	36,99	27,00	30,00	30.6.2017	-9,1	13.579	451.407	171,8
86	LPLH-R-A	222,00	170,61	184,00	29.6.2017	-4,2	10.546	2.094.280	121,9
87	LRHC-R-A	1.800,00	1.275,01	1.700,00	29.6.2017	30,9	2.850	4.108.948	514,5
88	LRH-R-A	3.899,99	3.475,00	3.790,00	28.6.2017	2,4	2.645	9.577.451	1.147,0
89	LURA-R-A	470,00	325,00	437,00	27.6.2017	40,9	4.793	1.781.734	1.311,0
90	MAIS-R-A	333,00	250,00	287,00	29.6.2017	13,4	23.614	6.835.727	3.141,0
91	MIV-R-A	4.000,00	3.600,00	4.000,00	30.6.2017	5,0	11	43.300	60,1
92	OLVD-R-A	399,99	100,68	106,00	2.6.2017	-85,7	22	3.281	49,7
93	PBZ-R-A	948,00	730,00	750,01	30.6.2017	-2,5	15.933	12.649.783	14.306,3
94	PDBA-R-A	300,00	281,00	281,00	15.3.2017	12,4	55	16.348	187,9
95	PIKR-R-A	104,93	68,06	75,00	30.6.2017	-12,9	3.841	323.127	15,2
96	PIVK-R-A	299,90	203,00	222,00	30.3.2017	-17,8	480	107.458	70,4
97	PLAG-R-A	6.625,00	5.500,00	6.300,00	30.6.2017	14,5	1.774	10.906.898	3.441,8
98	PLCH-R-A	119,00	119,00	119,00	30.6.2017	-0,8	78	9.282	15,1
99	PLJK-R-A	17,50	4,58	4,58	30.6.2017	-58,4	45.434	508.728	4,8
100	PUNT-R-A	1,20	0,80	1,00	9.6.2017	-23,1	2.840	2.548	1,3
101	QUNE-R-A	9,00	5,62	8,19	21.6.2017	17,0	5.457	44.866	18,5
102	RIZO-R-A	87,87	50,50	65,83	30.6.2017	-17,7	20.695	1.542.209	24,6
103	SAPN-R-A	463,97	225,00	264,00	30.6.2017	-28,3	7.636	2.743.332	173,9
104	SLPF-R-A	69,99	47,04	48,02	30.6.2017	-30,4	53.747	3.271.703	160,7
105	SLRS-R-A	1.274,42	930,00	1.000,00	26.6.2017	11,2	2.656	2.843.746	617,7
106	SNBA-R-A	65,71	25,01	31,13	30.6.2017	-32,8	12.719	712.331	28,6
107	SPVA-R-A	38,99	13,00	13,00	15.5.2017	-67,5	254	8.308	49,1
108	THNK-R-A	899,87	450,11	576,01	28.6.2017	26,3	10.526	7.025.000	109,1
109	TISK-R-A	167,00	130,01	140,00	26.4.2017	-9,7	2.114	317.642	334,1
110	TKPR-R-A	340,00	282,50	290,00	20.4.2017	3,6	203	60.743	23,7
111	TLM-R-A	17,00	7,22	9,95	3.4.2017	-0,4	280	2.221	18,3
112	TNKC-R-A	100,01	100,01	100,01	1.2.2017	0,0	1	100	3,4
113	TRFM-R-A	150,00	100,00	100,00	7.6.2017	0,0	1.494	164.971	3,6
114	TUHO-R-A	3.550,00	2.950,00	3.000,00	30.6.2017	1,7	4.271	13.422.761	1.100,3
115	VDKT-R-A	440,00	52,00	120,59	29.6.2017	-60,7	133.116	29.210.777	55,1
116	VJSN-R-A	10,00	1,55	3,01	25.5.2017	-39,8	1.756	6.669	3,2
117	VLEN-R-B	12,99	7,06	8,00	28.6.2017	0,0	310.162	2.987.191	134,5
118	VPIK-R-A	48,58	18,02	18,86	27.4.2017	-60,3	177.527	5.112.395	28,4
119	ZABA-R-A	67,00	44,27	46,70	30.6.2017	-13,5	896.458	54.009.141	14.955,3
120	ZTNJ-R-A	258,00	172,50	172,50	19.4.2017	-31,0	623	149.409	35,5
121	ZVCV-R-A	84,50	21,00	44,00	29.6.2017	-51,1	6.918	399.689	13,5

No.	Symbol	High	Low	Last	Date of last trade	Net change (%)	Volume	Turnover	Market capitalization
122	ZVZD-R-A	4.623,03	1.320,00	1.920,00	27.4.2017	-60,7	2.440	7.295.376	192,5

1.13 Bonds performance

(All prices in % of par value, turnover in HRK)

Symbol	High	Low	Last	Date of last trade	Volume	Turnover
Orderbook trades						
DLKV-O-302A	56,00	55,90	56,00	21.4.2017	1.979.050	1.107.229
DLKV-O-302E	55,90	55,90	55,90	9.1.2017	2.269	9.595
FNOI-D-177A	99,92	98,84	99,92	16.6.2017	4.619	34.178
FNOI-D-181A	98,43	97,15	98,43	16.6.2017	25.269	184.409
FNOI-D-187A	96,51	95,06	96,51	16.6.2017	9.074	65.041
FNOI-D-191A	95,40	92,55	94,17	16.6.2017	34.446	246.331
FNOI-D-197A	94,00	89,70	91,46	16.6.2017	38.978	274.253
JDGL-O-20CA	100,10	100,00	100,10	5.5.2017	2.100.000	2.100.700
LNGU-O-31AE	35,00	20,00	20,00	12.6.2017	169.181	390.100
OPTE-O-142A	85,00	65,00	85,00	29.6.2017	10.985.327	2.431.512
RHMF-O-187A	106,00	105,20	105,20	24.4.2017	7.195.295	7.574.526
RHMF-O-19BA	110,30	109,90	109,90	5.6.2017	800.000	6.549.814
RHMF-O-203A	114,70	114,00	114,70	20.6.2017	2.042.965	2.339.181
RHMF-O-203E	116,00	110,00	114,00	26.6.2017	1.705.000	14.780.456
RHMF-O-217A	103,55	103,00	103,55	24.2.2017	6.200.000	6.392.600
RHMF-O-222A	101,55	101,55	101,55	23.2.2017	8.000.000	8.124.000
RHMF-O-227E	123,10	120,00	122,30	25.5.2017	3.825.000	35.018.778
RHMF-O-247E	121,90	118,80	120,00	26.5.2017	2.535.504	22.775.849
RHMF-O-257A	112,00	111,70	112,00	15.5.2017	45.000.000	50.360.000
RHMF-O-26CA	114,55	110,00	110,80	16.5.2017	28.020.000	31.115.910
RHMF-O-282A	101,25	95,75	98,00	2.6.2017	19.714.000	19.459.191
RIBA-O-177A	102,25	99,00	99,00	8.5.2017	104.146	792.675
ZGHO-O-237A	104,00	104,00	104,00	16.3.2017	28.000	29.120
Total					140.518.123	212.155.450
Block trades						
RHMF-O-17BA	103,42	103,22	103,22	13.4.2017	9.000.000	9.299.800
RHMF-O-247E	120,70	120,70	120,70	26.6.2017	500.000	4.473.886
RHMF-O-257A	115,15	115,15	115,15	24.2.2017	9.000.000	10.363.500
RHMF-O-282A	101,25	96,98	98,77	28.6.2017	41.500.000	41.004.900
Total					60.000.000	65.142.086
BONDS TOTAL					200.518.123	277.297.535

1.14 OTC Turnover

(All prices in % of par value, turnover in Kunas)

Symbol	High	Low	Last	Date of last trade	Volume	Turnover
Stocks						
AGMM-R-A	365,00	365,00	365,00	5.6.2017	1.750	638.750
ATPL-R-A	285,00	285,00	285,00	24.2.2017	53.000	15.105.000
BRIN-R-A	25,00	25,00	25,00	7.6.2017	5.159	128.975
FMPS-R-A	14,00	12,00	12,00	26.6.2017	324.299	4.287.636
GRNL-R-A	40,00	40,00	40,00	9.5.2017	25.000	1.000.000
HPDG-R-A	19,34	19,34	19,34	27.4.2017	130.850	2.530.639
HTPK-R-A	71,97	69,50	69,50	13.6.2017	24.250	1.700.813
HT-R-A	189,05	173,16	189,05	28.2.2017	34.128	6.439.266
HUPZ-R-A	2.740,00	2.250,00	2.700,00	5.6.2017	358	944.430
IGH-R-A	190,00	168,42	190,00	9.5.2017	26.145	4.573.715
JMNC-R-A	136.720,01	136.250,14	136.250,14	17.2.2017	185	25.256.552
KBZ-R-A	179,10	154,00	154,00	29.6.2017	132.413	22.818.596
LEDO-R-A	5.347,79	5.347,79	5.347,79	3.4.2017	1.125	6.016.264
MAIS-R-A	251,13	251,13	251,13	25.1.2017	1.593	400.050
MDKA-R-A	16.200,00	16.200,00	16.200,00	31.3.2017	100	1.620.000
PDBA-R-A	300,00	280,00	300,00	27.1.2017	5.891	1.761.300
PIVK-R-A	270,00	270,00	270,00	4.4.2017	5.925	1.599.750
SUKC-R-A	148,10	148,10	148,10	9.6.2017	710.890	105.282.809
ULPL-R-A	186,00	186,00	186,00	8.3.2017	72	13.392
ZTNJ-R-A	150,00	150,00	150,00	9.5.2017	10.000	1.500.000
ZVZD-R-A	2.700,00	2.700,00	2.700,00	3.4.2017	15.753	42.533.100
Total					1.508.886	246.151.036
Bonds						
ATGR-O-216A	102,25	95,40	95,40	2.5.2017	9.283.000	9.157.532
FNOI-D-177A	99,86	99,86	99,86	1.2.2017	287.612	2.146.275
FNOI-D-181A	99,41	99,41	99,41	1.2.2017	436.930	3.245.976
HP-O-19BA	105,70	105,00	105,60	30.6.2017	22.019.886	23.221.428
JDGL-O-20CA	99,40	99,40	99,40	10.5.2017	2.035.000	2.022.790
JRLN-O-17AA	102,25	102,23	102,25	27.4.2017	400.000	3.048.392
MTEL-O-137A	100,26	71,95	100,20	7.4.2017	12.028.880	39.438.909
OPTE-O-142A	74,90	73,35	73,70	2.3.2017	24.775.000	5.531.130
RHMF-O-172A	100,09	100,00	100,02	7.2.2017	156.654.694	156.682.766
RHMF-O-17BA	104,94	102,37	102,38	29.6.2017	567.940.000	588.566.673
RHMF-O-187A	106,30	104,80	105,15	27.6.2017	1.699.113.126	1.794.903.194
RHMF-O-19BA	112,00	109,50	110,42	29.6.2017	68.284.607	563.028.392
RHMF-O-203A	116,10	113,75	114,70	20.6.2017	58.055.500	67.025.598
RHMF-O-203E	116,20	113,65	114,20	30.6.2017	87.087.197	748.853.674
RHMF-O-217A	104,10	102,00	103,20	30.6.2017	847.314.666	873.988.085
RHMF-O-222A	101,65	99,85	101,40	21.6.2017	285.708.000	287.842.581
RHMF-O-227E	123,00	120,00	122,20	8.6.2017	25.013.485	228.298.413
RHMF-O-247E	122,01	118,80	120,82	26.6.2017	96.342.000	862.587.037
RHMF-O-257A	115,75	111,00	113,10	30.6.2017	677.069.156	774.258.085
RHMF-O-26CA	113,67	109,50	112,15	21.6.2017	909.229.532	1.020.237.247
RHMF-O-282A	101,60	96,35	98,63	30.6.2017	835.054.412	829.305.518
RIBA-O-177A	101	101	101,000	21.4.2017	21.146	159.000
RIBA-O-17BA	104,250	102,200	102,300	2.6.2017	81.902.000	84.993.831
ZGHO-O-237A	104,000	101,750	102,000	26.5.2017	36.886.440	38.055.867
Total					6.502.942.269	9.006.598.392
Grand total					6.504.451.155	9.252.749.428

2 Members

2.1 Top 10 Members by Equity Turnover

Rank	Member	Equity turnover (HRK)	Market share (%)
1	Interkapital vrijednosni papiri d.o.o.	916.629.849	29,28
2	Hypo Alpe-Adria-Bank d.d.	480.435.589	15,34
3	Erste&Steiermarkische Bank d.d.	422.713.173	13,50
4	Zagrebačka banka d.d.	309.640.922	9,89
5	Fima vrijednosnice d.o.o.	266.099.347	8,50
6	Privredna banka Zagreb d.d.	255.044.363	8,15
7	HITA vrijednosnice d.d.	173.868.289	5,55
8	Agram brokeri d.d.	91.822.886	2,93
9	Raiffeisenbank Austria d.d.	60.204.749	1,92
10	Societe Generale-Splitska banka d.d.	39.946.865	1,28

2.2 Top 10 Members by Bond Turnover

Rank	Member	Bond turnover (HRK)	Market share (%)
1	Agram brokeri d.d.	257.430.458	29,01
2	Interkapital vrijednosni papiri d.o.o.	189.295.068	21,33
3	Erste&Steiermarkische Bank d.d.	116.708.723	13,15
4	Raiffeisenbank Austria d.d.	98.415.816	11,09
5	Privredna banka Zagreb d.d.	86.255.227	9,72
6	Zagrebačka banka d.d.	57.066.667	6,43
7	Podravska banka d.d.	53.950.775	6,08
8	Societe Generale-Splitska banka d.d.	16.103.582	1,81
9	Hrvatska poštanska banka d.d.	4.306.021	0,49
10	Croatia banka d.d.	3.938.133	0,44

2.3 Top 10 Members by Total Turnover

Rank	Member	Total turnover (HRK)	Market share (%)
1	Interkapital vrijednosni papiri d.o.o.	1.112.241.719	27,15
2	Erste&Steiermarkische Bank d.d.	580.271.168	14,16
3	Hypo Alpe-Adria-Bank d.d.	481.805.103	11,76
4	Zagrebačka banka d.d.	368.264.662	8,99
5	Agram brokeri d.d.	364.605.665	8,90
6	Privredna banka Zagreb d.d.	347.511.395	8,48
7	Fima vrijednosnice d.o.o.	267.802.647	6,54
8	HITA vrijednosnice d.d.	177.889.488	4,34
9	Raiffeisenbank Austria d.d.	158.620.565	3,87
10	Podravska banka d.d.	74.747.248	1,82

2.4 Top 10 Members by Number of Trades

Rank	Member	Number of trades	Market share (%)
1	Agram brokeri d.d.	51.530	21,4%
2	Hita vrijednosnice d.d.	42.408	17,6%
3	Privredna banka Zagreb d.d.	29.400	12,2%
4	Interkapital vrijednosni papiri d.o.o.	23.586	9,8%
5	Fima-vrijednosnice d.o.o.	22.348	9,3%
6	Zagrebačka banka d.d.	21.135	8,8%
7	Erste&Steiermarkische banka d.d.	11.448	4,8%
8	Raiffeisenbank Austria d.d.	7.248	3,0%
9	Addiko Bank d.d.	6.282	2,6%
10	Croatia banka d.d.	5.462	2,3%

2.5 Stocks with Market Makers

	Symbol	Issuer	Market Maker
1	ADPL-R-A	AD Plastik d.d.	Interkapital vrijednosni papiri d.o.o.
2	ATGR-R-A	Atlantic Grupa d.d.	ZABA d.d.
3	ATGR-R-A	Atlantic Grupa d.d.	Interkapital vrijednosni papiri d.o.o.
4	HT-R-A	HT d.d.	Interkapital vrijednosni papiri d.o.o.
5	KOEI-R-A	Končar - Elektroindustrija d.d.	Interkapital vrijednosni papiri d.o.o.
6	PODR-R-A	Podravka d.d.	Interkapital vrijednosni papiri d.o.o.
7	PODR-R-A	Podravka d.d.	ZABA d.d.
8	RIVP-R-A	VALAMAR RIVIERA d.d.	ZABA d.d.
9	RIVP-R-A	VALAMAR RIVIERA d.d.	Interkapital vrijednosni papiri d.o.o.
10	TPNG-R-A	TANKERSKA NEXT GENERATION d.d.	ZABA d.d.
11	ULPL-R-A	Uljanik Plovidba d.d.	RBA d.d.

3 Corporate Actions

3.1 New Listings

3.1.1 Equities

	Issuer	Listing date	Number of listed bonds	Nominal value
Regular Market				
SUKC-R-A	SUNCE KONCERN d.d.	08.06.2017	4.443.062	100,00

3.2 Delistings

3.2.1 Equities

Symbol	Issuer	Last trading date	Delisting date
Regular Market			
IKBA-P-A	ISTARSKA KREDITNA BANKA UMAG d.d.	01.06.2017	06.06.2017
PAN-R-A	PAN - TRGOPROMET d.d.	11.05.2017	12.05.2017
ELKP-R-A	ELEKTROPROJEKT d.d.	12.04.2017	13.04.2017

3.2.2 Bonds

Symbol	Issuer	Last trading date	Delisting date
Official Market			
IGH-O-176A	INSTITUT IGH d.d.	01.06.2017	06.06.2017
FNOI-D-177A	Fond za naknadu oduzete imovine	28.06.2017	01.07.2017

3.3 Listing of additional issues

3.3.1 Equities

Symbol	Issuer	Listing date	Number of additional shares	Total number of listed shares
Regular Market				
ARNT-R-A	ARENA HOSPITALITY GROUP d.d.	02.06.2017	2.946.221	5.128.721

3.4 Nominal Value Changes and Capital Increases

			Before		After	
Official Market						
ILRA-R-A	ILIRIJA d.d.	12.06.2017	301.686	580,00	301.686	680,00
ARNT-R-A	ARENA HOSPITALITY GROUP d.d.	06.06.2017	3.273.750	20,00	5.128.721	20,00
Regular Market						
SPVA-R-C	SPAČVA d.d.	27.06.2017			1.500.000	20,00
3MAJ-R-B	3. MAJ Brodogradilište d.d.	16.06.2017			350.000	100,00

3.5 Securities conversion

Security transitional	Security	Issuer	No. of shares	Date	Ratio
Official Market					
ARNT-R-B	ARNT-R-A	ARENA HOSPITALITY GROUP d.d.	1.091.250	06.06.2017	1:1
Regular Market					
IKBA-P-A	IKBA-R-A	ISTARSKA KREDITNA BANKA UMAG d.d.	3.026	06.06.2017	1:1

4 Listed Financial Instruments

4.1 Stocks

No..	Symbol	Issuer	Listed quantity	Nominal value	Free float (%)
Official Market					
1	ADPL-R-A	AD Plastik d.d.	4.199.584	100 HRK	69,35
2	ARNT-R-A	Arena Hospitality Group d.d.	5.128.721	20 HRK	48,03
3	ATGR-R-A	Atlantic Grupa d.d.	3.334.300	40 HRK	43,94
4	CROS-P-A	Croatia osiguranje d.d.	8.750	1400 HRK	63,62
5	CROS-R-A	Croatia osiguranje d.d.	420.947	1400 HRK	9,08
6	DLKV-R-A	Dalekovod d.d.	24.719.305	10 HRK	38,92
7	GRNL-R-A	Granolio d.d.	1.901.643	10 HRK	30,63
8	HPB-R-A	HPB d.d.	2.024.625	600 HRK	27,86
9	HT-R-A	HT d.d.	81.888.535		42,34
10	IGH-R-A	Institut IGH d.d.	613.709	190 HRK	40,40
11	ILRA-R-A	Ilirija d.d.	301.686	680 HRK	32,11
12	INA-R-A	Ina d.d.	10.000.000	900 HRK	6,08
13	KOEI-R-A	Končar - elektroindustrija d.d.	2.572.119	470 HRK	99,77
14	LEDO-R-A	Ledo d.d.	313.920	380 HRK	51,89
15	LKPC-R-A	Luka Ploče d.d.	422.967	400 HRK	69,42
16	LKRI-R-A	Luka Rijeka d.d.	13.480.475	40 HRK	47,60
17	MDKA-R-A	Medika d.d.	30.194	6780 HRK	11,35
18	MGMA-R-A	Magma d.d.	4.874.160	10 HRK	40,26
19	OPTE-R-A	OT-OPTIMA TELEKOM d.d.	63.556.808	10 HRK	40,66
20	PODR-R-A	Podravka d.d.	7.120.003	220 HRK	81,94
21	PTKM-R-A	Petrokemija d.d.	12.871.180	30 HRK	20,15
22	RIVP-R-A	VALAMAR RIVIERA d.d.	126.027.542		49,29
23	TPNG-R-A	TANKERSKA NEXT GENERATION d.d.	8.733.345		48,84
24	ULPL-R-A	Uljanik Plovidba d.d.	580.000	400 HRK	82,01
25	ULJN-R-A	ULJANIK, d. d.	3.356.250	30 HRK	79,22
26	VART-R-1	Varteks d. d.	2.220.807	50 HRK	61,47
27	VIRO-R-A	VIRO TVORNICA ŠEĆERA d.d.	1.386.667		27,12
28	ZB-R-A	Zagrebačka burza d.d.	4.635.700	10 HRK	79,94
Regular Market					
29	3MAJ-R-A	3. MAJ Brodogradilište d. d.	1.462.140	100 HRK	14,54
30	ACI-R-A	ACI d. d.	111.060	3600 HRK	14,67
31	ADRS-P-A	Adris grupa d.d.	6.784.100	10 HRK	99,71
32	ADRS-R-A	Adris grupa d.d.	9.615.900	10 HRK	58,15
33	AGMM-R-A	Agromeđimurje d.d.	37.390	1400 HRK	17,26
34	AMDN-R-A	Apartmani Medena d.d.	765.376	300 HRK	84,72

No..	Symbol	Issuer	Listed quantity	Nominal value	Free float (%)
35	ATLN-R-A	Excelsa nekretnine d.d.	3.335.801		14,17
36	ATPL-R-A	Atlantska plovidba d.d.	1.395.520	300 HRK	73,29
37	AUHR-R-A	Auto Hrvatska d.d. Zagreb	600.000	100 HRK	60,75
38	BD62-R-A	Badel 1862 d.d.	752.106	100 HRK	30,58
39	BDMR-R-A	Brodomerkur d.d.	99.331	1900 HRK	7,09
40	BLKL-R-A	Bilokalnik-IPA d.d.	499.582	300 HRK	6,31
41	BLJE-R-A	Belje d.d. Darda	8.215.487	40 HRK	40,54
42	BPBA-R-A	J&T banka d.d.	1.787.111		46,50
43	BRIN-R-A	ZAIF Breza d.d.	506.000	30 HRK	30,95
44	BRNK-R-A	Brionka d. d.	132.410	380 HRK	32,12
45	CKML-R-A	Čakovečki mlinovi d.d.	105.000	740 HRK	54,32
46	CRAL-R-A	Croatia airlines d.d.	9.899.755	10 HRK	6,21
47	CTKS-R-A	Čateks d.d.	246.201	200 HRK	56,13
48	DALS-R-A	Dalma d.d.	1.241.157	370 HRK	6,67
49	DDJH-R-A	ĐURO ĐAKOVIĆ GRUPA d.d.	7.596.684	20 HRK	38,33
50	DTR-R-A	DTR d.d.	107.850	370 HRK	8,70
51	DUPM-R-A	Dubrovačko primorje d.d.	354.410	300 HRK	8,08
52	ELKL-R-A	Elektrometal d.d.	83.867	10 HRK	58,20
53	ELPR-R-A	Elektropromet d.d.	334.860	300 HRK	41,64
54	ERNT-R-A	Ericsson Nikola Tesla d.d.	1.331.650	100 HRK	50,83
55	FMPS-R-A	ZAIF Proprius d.d.	2.003.172	60 HRK	49,81
56	FNVC-R-A	Finvest Corp d. d.	617.751	250 HRK	9,26
57	HBRL-R-A	Hoteli Brela d.d.	14.354.170	10 HRK	10,42
58	HBVD-R-A	Hoteli Baška voda d.d.	286.383	80 HRK	1,89
59	HDEL-R-A	Hidroelektra niskogradnja d.d.	623.881	50 HRK	51,36
60	HHLD-R-A	Hoteli Haludovo Malinska d.d.	10.732.908	20 HRK	21,62
61	HIMR-R-A	Imperial d.d.	635.855	400 HRK	45,29
62	HJDR-R-A	Hoteli Jadran d.d.	107.115	700 HRK	13,44
63	HMAM-R-A	Hoteli Makarska d.d.	1.119.470	200 HRK	9,84
64	HMDN-R-A	Hotel Medena d.d.	393.800	130 HRK	13,40
65	HMST-R-A	Hoteli Maestral d.d.	515.720	200 HRK	17,38
66	HPDG-R-A	MEDORA HOTELI I LJETOVALIŠTA d.d.	5.266.250	10 HRK	22,76
67	HTCP-R-A	Hoteli Tučepi, d.d.	548.200	300 HRK	8,59
68	HTPK-R-A	HTP Korčula d.d.	2.468.869	50 HRK	42,48
69	HTPO-R-A	HTP Orebić d.d.	475.820	100 HRK	13,71
70	HUPZ-R-A	HUP - Zagreb d.d.	431.992	500 HRK	34,89
71	HVDC-R-A	Hoteli Vodice d.d.	468.634	HRK	14,27
72	HZLA-R-A	Hoteli Zlatni rat d.d.	725.519	360 HRK	25,10
73	HZVG-R-A	Hoteli Živogošće d.d.	302.760	10 HRK	26,48
74	IKBA-R-A	Istarska kreditna banka Umag d.d.	148.000	1100 HRK	51,79
75	IMZV-R-A	Imunološki zavod d.d.	225.284	380 HRK	26,59

No..	Symbol	Issuer	Listed quantity	Nominal value	Free float (%)
76	INGR-R-A	Ingra d.d.	13.545.200		90,47
77	IPKK-R-A	Termes grupa d.d.	715.090	100 HRK	10,40
78	ISTR-R-A	ISTRA d.d.	64.980	1700 HRK	15,72
79	JDGT-R-A	Jadroagent d.d.	110.845	450 HRK	100,00
80	JDOS-R-A	Jadransko osiguranje d.d.	125.000	400 HRK	64,01
81	JDPL-R-A	Jadroplov d.d.	1.636.674	110 HRK	29,36
82	JDRF-R-A	Jadran film d.d.	163.470	100 DEM	11,73
83	JDTC-R-A	Jadran d.d.	141.633	300 HRK	27,46
84	JLSA-R-A	Jelsa d.d.	1.343.473	70 HRK	3,19
85	JMNC-R-A	Jamnica d.d.	22.126	3800 HRK	18,52
86	JNAF-R-A	Janaf d.d.	1.007.658	2830 HRK	8,64
87	KABA-P-A	Karlovačka banka d.d.	10.824	100 HRK	34,32
88	KABA-R-A	Karlovačka banka d.d.	1.328.233	10 HRK	66,54
89	KBZ-R-A	Kreditna banka Zagreb d.d.	1.937.753	100 HRK	35,30
90	KMSK-R-A	KAMENSKO d.d. u stečaju	212.671	400 HRK	60,26
91	KODT-P-A	Končar - distributivni i specijalni transformatori d.d.	61.428	300 HRK	90,26
92	KODT-R-A	Končar - distributivni i specijalni transformatori d.d.	194.188	300 HRK	26,99
93	KOES-R-A	Koestlin d.d.	130.276	700 HRK	8,95
94	KOKA-R-A	Koka d.d.	903.220	200 HRK	7,62
95	KOSK-P-A	Končar - sklopna postrojenja d.d.	40.718	130 HRK	79,50
96	KOSK-R-A	Končar - sklopna postrojenja d.d.	82.502	130 HRK	8,15
97	KRAS-R-A	Kraš d.d.	1.373.621	400 HRK	51,55
98	KTJV-R-A	Kutjevo d.d.	5.726.429	50 HRK	6,71
99	KTKS-R-A	Koteks d.d.	669.467	50 HRK	9,77
100	LPLH-R-A	Lošinjska plovidba - holding d.d.	662.416	350 HRK	43,32
101	LRHC-R-A	FTB TURIZAM d.d.	302.641	670 HRK	13,15
102	LRH-R-A	Liburnia Riviera Hoteli d.d.	302.641	2300 HRK	24,99
103	LURA-R-A	Dukat d.d.	3.000.000	100 HRK	6,30
104	MAIS-R-A	Maistra d. d.	10.944.339		10,89
105	MIV-R-A	MIV d.d.	15.018	3700 HRK	42,07
106	MRSK-R-A	MARASKA d.d.	998.833	70 HRK	2,50
107	NVBA-R-A	Nava banka d.d. u stečaju	426.981	30 HRK	32,01
108	OLVD-R-A	Olympia Vodice d.d.	468.786		6,47
109	PBZ-R-A	PBZ d.d.	19.074.769	100 HRK	2,19
110	PDBA-R-A	Podravska banka d.d.	668.749	400 HRK	54,72
111	PIKR-R-A	PIK d. d.	202.080		61,51
112	PIVK-R-A	PIK-Vinkovci d.d.	317.225	400 HRK	25,78
113	PLAG-P-A	Plava laguna d.d.	105.000	1000 HRK	#N/A
114	PLAG-R-A	Plava laguna d.d.	546.318		17,99
115	PLCH-R-A	Palace hotel Zagreb d.d.	126.726	400 HRK	12,64

No..	Symbol	Issuer	Listed quantity	Nominal value	Free float (%)
116	PLJK-R-A	Puljanka d.d.	1.055.558	100 HRK	37,62
117	PUNT-P-A	Pounje d.d.	300.000	10 HRK	#N/A
118	PUNT-R-A	Pounje d.d.	1.333.350	10 HRK	77,96
119	QUNE-R-A	Quaestus nekretnine d.d. u likvidaciji	2.255.463	80 HRK	80,96
120	RIZO-R-A	RIZ-odašiljači d.d.	374.179	200 HRK	44,88
121	SAPN-R-A	Saponia d.d.	658.564		12,22
122	SLPF-R-A	SZAI F d.d.	3.346.418	20 HRK	46,48
123	SLRS-R-A	Solaris d.d.	617.719	300 HRK	7,96
124	SNBA-R-A	Slatinska banka d.d.	918.972	100 HRK	69,35
125	SPVA-R-A	Spačva d.d. Vinkovci	3.776.522	20 HRK	1,77
126	SUKC-R-A	SUNCE KONCERN d.d.	4.443.062	100 HRK	16,00
127	THNK-R-A	Tehnika d.d.	189.460	900 HRK	69,93
128	TISK-R-A	Tisak d.d.	2.386.587	100 HRK	6,80
129	TKPR-R-A	Tekstilpromet d.d.	81.842	400 HRK	54,38
130	TLM-R-A	TLM d.d. u stečaju	1.840.082		11,96
131	TNKC-R-A	Tankerkomerc d.d.	34.182	1880 HRK	57,64
132	TRFM-R-A	Terra firma d. d.	36.000	100 HRK	26,30
133	TRMD-R-A	Terra Mediterranea d.d.	230.997	100 HRK	56,67
134	TUHO-R-A	Turisthotel d.d.	366.756	580 HRK	62,77
135	VDKT-R-A	Viadukt d.d.	456.813	300 HRK	74,74
136	VDZG-R-A	Vodoprivreda Zagreb d.d.	395.449	100 HRK	7,45
137	VJSN-R-A	Vjesnik d.d.	1.061.683	100 HRK	20,85
138	VLEN-R-B	BRODOGRADILIŠTE VIKTOR LENAC d. d.	16.813.247	10 HRK	15,33
139	VPIK-R-A	Vupik d.d.	1.503.254	40 HRK	42,61
140	ZABA-R-A	Zagrebačka banka d.d.	320.241.955	20 HRK	3,80
141	ZPKL-R-A	Zagrebačke pekarnice Klara d.d.	283.760	400 HRK	24,32
142	ZTNJ-R-A	Žitnjak d.d.	205.643	690 HRK	19,57
143	ZVCV-R-A	Zvečevo d.d.	307.808	200 HRK	37,00
144	ZVZD-R-A	Zvijezda d.d.	100.257	2000 HRK	18,14

4.2 Bonds

Symbol	Issuer	Nominal value	Listed quantity	Coupon rate	Maturity
Official Market					
ATGR-O-216A	Atlantic Grupa d.d.	1 HRK	200.000.000	3,125	17.6.2021
DLKV-O-302A	Dalekovod d.d.	1 HRK	16.177.185	4,000	14.2.2030
DLKV-O-302E	Dalekovod d.d.	1 EUR	1.235.713	4,000	14.2.2030
FNOI-D-177A	Fond za naknadu oduzete imovine	1 EUR	5.320.665	0,000	1.7.2017
FNOI-D-181A	Fond za naknadu oduzete imovine	1 EUR	5.320.665	0,000	1.1.2018
FNOI-D-187A	Fond za naknadu oduzete imovine	1 EUR	5.320.665	0,000	1.7.2018
FNOI-D-191A	Fond za naknadu oduzete imovine	1 EUR	5.320.665	0,000	1.1.2019

Symbol	Issuer	Nominal value	Listed quantity	Coupon rate	Maturity
FNOI-D-197A	Fond za naknadu oduzete imovine	1 EUR	5.320.665	0,000	1.7.2019
GDST-O-177A	Grad Split	1 EUR	8.200.000	6,000	8.7.2017
HEP-O-17CA	HEP d.d.	1 HRK	700.000.000	6,500	7.12.2017
HP-O-19BA	HP - Hrvatska pošta d.d.	1 HRK	400.000.000	5,125	10.11.2019
JDGL-O-20CA	JADRAN - GALENSKI LABORATORIJ d. d.	1 HRK	200.000.000	5,813	21.12.2020
JRLN-O-17AA	Jadrolinija	1 EUR	11.000.000	6,500	24.10.2017
MTEL-O-137A	Metronet telekomunikacije d.d.	1 EUR	19.800.000	4,500	19.3.2022
OPTE-O-142A	OT-OPTIMA TELEKOM d.d.	1 HRK	250.000.000	5,250	30.5.2022
RHMF-O-17BA	Ministarstvo financija Republike Hrvatske	1 HRK	4.000.000.000	6,250	25.11.2017
RHMF-O-187A	Ministarstvo financija Republike Hrvatske	1 HRK	6.000.000.000	5,250	10.7.2018
RHMF-O-19BA	Ministarstvo financija Republike Hrvatske	1 EUR	1.000.000.000	5,375	29.11.2019
RHMF-O-203A	Ministarstvo financija Republike Hrvatske	1 HRK	5.000.000.000	6,750	5.3.2020
RHMF-O-203E	Ministarstvo financija Republike Hrvatske	1 EUR	1.000.000.000	6,500	5.3.2020
RHMF-O-217A	Ministarstvo financija Republike Hrvatske	1 HRK	6.000.000.000	2,750	8.7.2021
RHMF-O-222A	Ministarstvo financija Republike Hrvatske	1 HRK	3.000.000.000	2,250	7.2.2022
RHMF-O-227E	Ministarstvo financija Republike Hrvatske	1 EUR	1.000.000.000	6,500	22.7.2022
RHMF-O-247E	Ministarstvo financija Republike Hrvatske	1 EUR	1.400.000.000	5,750	10.7.2024
RHMF-O-257A	Ministarstvo financija Republike Hrvatske	1 HRK	6.000.000.000	4,500	9.7.2025
RHMF-O-26CA	Ministarstvo financija Republike Hrvatske	1 HRK	10.000.000.000	4,250	14.12.2026
RHMF-O-282A	Ministarstvo financija Republike Hrvatske	1 HRK	5.500.000.000	2,875	7.2.2028
RIBA-O-177A	Erste&Steiermärkische Bank d. d.	1 EUR	80.000.000	6,500	18.7.2017
RIBA-O-17BA	Erste&Steiermärkische Bank d. d.	1 HRK	300.000.000	5,875	23.11.2017
ZGHO-O-237A	ZAGREBAČKI HOLDING d.o.o.	1 HRK	2.300.000.000	3,875	15.7.2023
Regular Market					
GROS-O-17AA	Grad Osijek	1 HRK	25.000.000	5,500	30.10.2017
GRVI-O-17AA	Grad Vinkovci	1 HRK	42.000.000	5,500	23.10.2017
LNGU-O-31AE	LANIŠTE d.o.o.	1 EUR	54.985.733	4,500	15.10.2031
NFDA-O-AA0A	NETA Capital Croatia d.d.	1 HRK	1.530.000	8,000	3.12.2018