



ZAGREBAČKA
BURZA

Zagreb Stock Exchange

Trading Summary First quarter of 2017

Zagreb, April 2017.

This publication was prepared and published by the Zagreb Stock Exchange Inc., Ivana Lučića 2a/22, Zagreb (hereinafter: Exchange).

The publication is intended to provide information to the public and shall not be deemed to constitute an offer or invitation to buy or advice on trade or investment in financial instruments or opinion on the terms of the purchase or sale of any financial instrument mentioned therein whether favourable or not, nor should it be relied on as a substitute for own judgement or assessment by any user of this publication.

The Exchange waives responsibility and liability for any damage which might arise out of the use of information contained therein.

Further use of information available in this publication is permitted by the Exchange provided that the source is cited.

Copyright © 2017. Zagreb Stock Exchange
Zagreb
Ivana Lučića 2a/22

All rights reserved.

Content:

1	TRADING	1
1.1	COMPARISON WITH PREVIOUS QUARTER	1
1.2	COMPARISON WITH PREVIOUS YEAR	2
1.3	MONTHLY TRADING OVERVIEW	4
1.4	INDICES	5
1.5	TURNOVER AND MARKET CAPITALIZATION BY SECTOR	8
1.6	STOCKS WITH THE LARGEST MARKET CAPITALIZATION	10
1.7	STOCKS WITH THE LARGEST FREE FLOAT MARKET CAPITALIZATION	11
1.8	MOST ACTIVE STOCKS BY TURNOVER	12
1.9	STOCKS WITH THE HIGHEST TURNOVER VELOCITY	13
1.10	HIGHEST DAILY TURNOVER	13
1.11	HIGHEST ORDERBOOK TRADES IN STOCKS	13
1.12	STOCKS PERFORMANCE	14
1.13	BONDS PERFORMANCE	16
1.14	OTC TURNOVER	16
2	MEMBERS	17
2.1	TOP 10 MEMBERS BY EQUITY TURNOVER	17
2.2	TOP 10 MEMBERS BY BOND TURNOVER	17
2.3	TOP 10 MEMBERS BY TOTAL TURNOVER	18
2.4	TOP 10 MEMBERS BY NUMBER OF TRADES	18
2.5	STOCKS WITH MARKET MAKERS	18
3	CORPORATE ACTIONS	19
3.1	NEW LISTINGS	19
3.1.1	<i>Bonds</i>	19
3.2	DELISTINGS	19
3.2.1	<i>Stocks</i>	19
3.2.2	<i>Bonds</i>	19
3.3	CAPITAL DECREASES	19
3.4	NOMINAL VALUE CHANGES AND CAPITAL INCREASES	20
4	LISTED FINANCIAL INSTRUMENTS	20
4.1	STOCKS	20
4.2	BONDS	24

1 Trading

1.1 Comparison with previous quarter

	Fourth quarter of 2016	First quarter of 2017	% change
Orderbook turnover :			
Stocks	553.564.566	1.167.502.421	110,9%
Bonds	131.771.482	101.955.535	-22,6%
Commercial Bills	0	0	-
Structured products	0	0	-
Equity Block Turnover	397.944.351	132.415.907	-66,7%
Debt Block Turnover	15.969.600	22.497.500	40,9%
Total Turnover	1.099.249.999	1.424.371.363	29,6%
Orderbook volume			
Stocks	8.975.022	18.454.398	105,6%
Bonds	69.055.347	45.992.768	-33,4%
Commercial Bills	0	0	-
Structured products	0	0	-
Equity Block Volume	818.734	288.555	-64,8%
Debt Block Volume	15.180.000	21.000.000	38,3%
Total Volume	94.029.103	85.735.721	-8,8%
OTC trades			
Turnover	8.332.701.372	5.593.221.454	-32,9%
Volume	5.518.845.467	4.099.425.994	-25,7%
Number of trades	622	674	8,4%
CROBEX [®]	1.994,84	1.989,27	-0,3%
CROBEX10 [®]	1.158,18	1.156,87	-0,1%
CROBEXplus [®]	1.181,83	1.201,01	1,6%
CROBEXindustrija [®]	1.192,90	1.145,85	-3,9%
CROBEXkonstrukt [®]	517,70	815,38	57,5%
CROBEXnutris [®]	856,31	660,01	-22,9%
CROBEXtr [®]	1.222,89	1.219,47	-0,3%
CROBEXtransport [®]	1.077,12	1.174,79	9,1%
CROBEXturist [®]	3.271,93	3.636,06	11,1%
CROBIS [®]	108,82	109,16	0,3%
CROBIStr [®]	157,08	159,35	1,4%
Number of trades	38.132	71.167	86,6%
Number of securities traded	139	139	0,0%
Number of trading days	63	64	1,6%

<i>(Market capitalization in millions of HRK)</i>		Fourth quarter of 2016	First quarter of 2017	% change
Market capitalization				
	Stocks	143.188,9	142.321,8	-0,6%
	Bonds	89.227,2	91.175,7	2,2%
	Structured products	0,0	0,0	-
	Total	232.416,1	233.497,5	0,5%
Average daily				
	Turnover	17.448.413	22.255.803	27,6%
	Volume	1.492.525	1.339.621	-10,2%
	Number of trades	605	1.112	83,8%

1.2 Comparison with previous year

		First quarter of 2016	First quarter of 2017	% change
Orderbook turnover :				
	Stocks	393.100.609	1.167.502.421	197,0%
	Bonds	180.682.397	101.955.535	-43,6%
	Commercial Bills	0	0	-
	Structured products	21.366.254	0	-100,0%
	Equity Block Turnover	255.989.204	132.415.907	-48,3%
	Debt Block Turnover	64.824.217	22.497.500	-65,3%
	Total Turnover	915.962.681	1.424.371.363	55,5%
Orderbook volume				
	Stocks	5.695.093	18.454.398	224,0%
	Bonds	156.614.760	45.992.768	-70,6%
	Commercial Bills	0	0	-
	Structured products	809.392	0	-100,0%
	Equity Block Volume	2.026.379	288.555	-85,8%
	Debt Block Volume	61.199.462	21.000.000	-65,7%
	Total Volume	226.345.086	85.735.721	-62,1%
OTC trades				
	Turnover	9.208.823.198	5.593.221.454	-39,3%
	Volume	7.999.104.123	4.099.425.994	-48,8%
	Number of trades	724	674	-6,9%

	First quarter of 2016	First quarter of 2017	% change
CROBEX [®]	1.669,68	1.989,27	19,1%
CROBEX10 [®]	982,04	1.156,87	17,8%
CROBEXplus [®]	907,85	1.201,01	32,3%
CROBEXindustrija [®]	917,44	1.145,85	24,9%
CROBEXkonstrukt [®]	409,90	815,38	98,9%
CROBEXnutris [®]	730,97	660,01	-9,7%
CROBEXtr [®]	998,66	1.219,47	22,1%
CROBEXtransport [®]	788,71	1.174,79	49,0%
CROBEXturist [®]	2.489,49	3.636,06	46,1%
CROBIS [®]	106,88	109,16	2,1%
CROBIStr [®]	148,89	159,35	7,0%
Number of trades	28.424	71.167	150,4%
Number of securities traded	195	139	-28,7%
Number of trading days	61	64	4,9%
Market capitalization			
Stocks	117.706,0	142.321,8	20,9%
Bonds	83.372,4	91.175,7	9,4%
Structured products	1.728,3	0,0	-100,0%
Total	202.806,7	233.497,5	15,1%
Average daily			
Turnover	15.015.782	22.255.803	48,2%
Volume	3.710.575	1.339.621	-63,9%
Number of trades	466	1.112	138,6%

1.3 Monthly trading overview

(Market Capitalization in millions of HRK)

Month	Number of trades		Volume		Number of securities traded	Market Capitalization
	Total	Average daily	Total	Average daily		
January	17.915	853	23.074.000	1.098.762	126	244.824,6
February	23.018	1.151	34.286.217	1.714.311	134	250.449,9
March	30.234	1.315	28.375.504	1.233.718	131	233.497,5
Total	71.167	1.112	85.735.721	1.339.621	139	

(Turnover in millions of HRK)

Month	Equity		Bonds		Structured products		Total turnover
	Turnover	%	Turnover	%	Turnover	%	
January	281,6	82,4	60,1	17,6	0,0	0,0	341,7
February	419,7	93,4	29,5	6,6	0,0	0,0	449,2
March	598,6	94,5	34,8	5,5	0,0	0,0	633,5
Total	1.299,9	91,3	124,5	8,7	0,0	0,0	1.424,4

1.4 Indices

	High	Low	Last	Net change (%)	Volume	Turnover
Equity indices						
CROBEX®	2.254,86	1.914,46	1.989,27	-0,28	16.010.801	828.007.849
CROBEX10®	1.382,29	1.173,61	1.219,47	-0,28	16.010.801	828.007.849
CROBEXplus®	1.308,33	1.099,76	1.156,87	-0,11	4.260.219	608.021.030
CROBEXindustrija®	1.348,04	1.170,43	1.201,01	1,62	16.297.462	840.974.107
CROBEXkonstrukt®	1.353,40	1.144,48	1.145,85	-3,94	866.887,00	106.484.680
CROBEXnutris®	963,52	512,66	815,38	57,50	4.615.238	55.774.681
CROBEXtr®	883,64	623,53	660,01	-22,92	605.555	217.249.624
CROBEXtransport®	1.226,79	1.055,13	1.174,79	9,07	248.228	40.637.082
CROBEXturist®	3.814,59	3.270,33	3.636,06	11,13	3.176.412	153.648.014
Bond indices						
CROBIS®	110,96	108,49	109,16	0,31	3.177.012.547	4.630.529.533
CROBIStr®	161,78	156,65	159,35	1,44	3.177.012.547	4.630.529.533

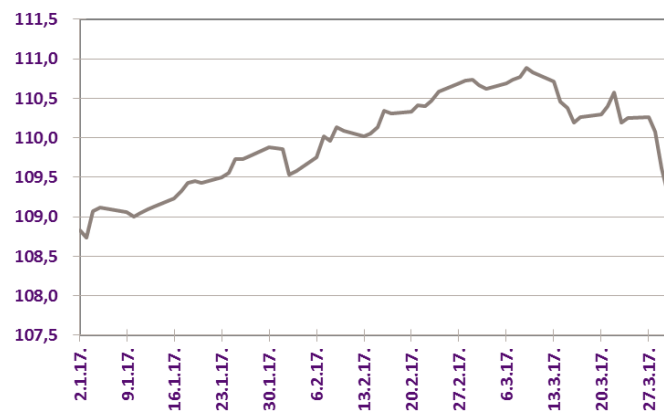


Chart 5: Zagreb Stock Exchange bond index CROBIS©

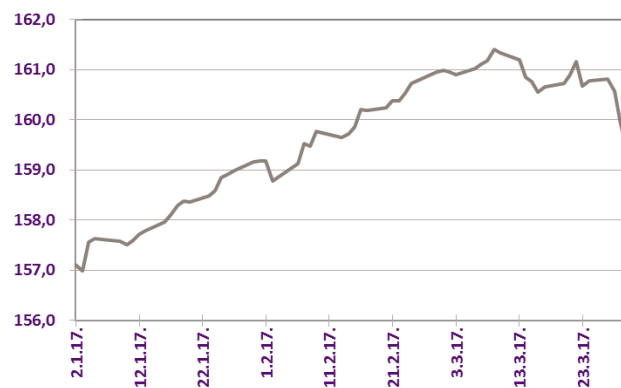


Chart 6: Zagreb Stock Exchange bond index CROBIStr©

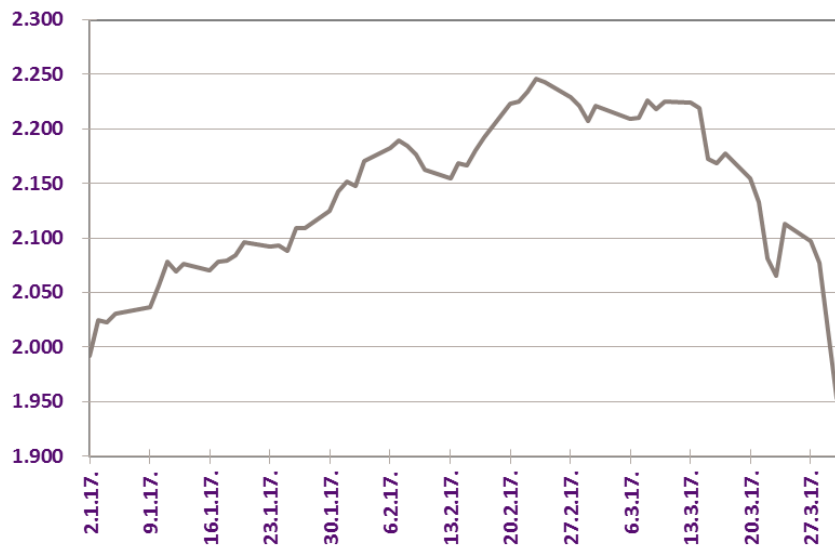


Chart 1: Zagreb Stock Exchange equity index CROBEX®

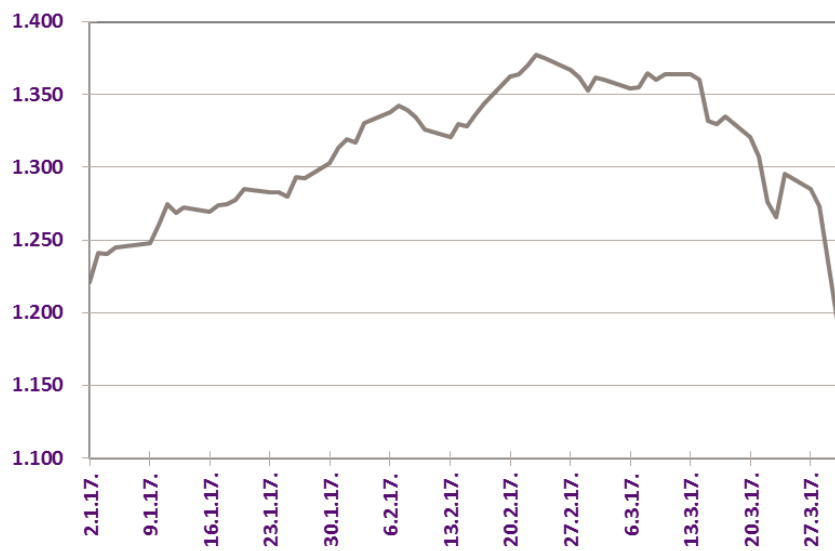


Chart 2: Zagreb Stock Exchange equity index CROBEXtr®

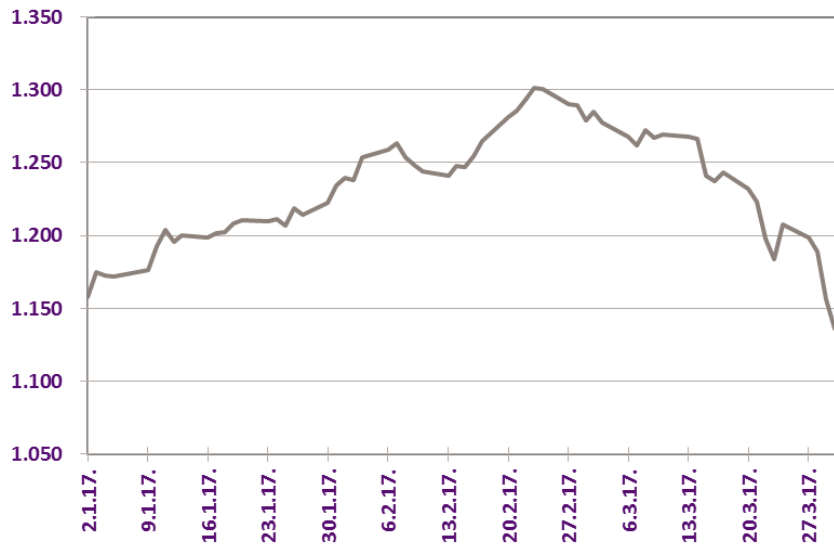


Chart 3: Zagreb Stock Exchange equity index CROBEX10®

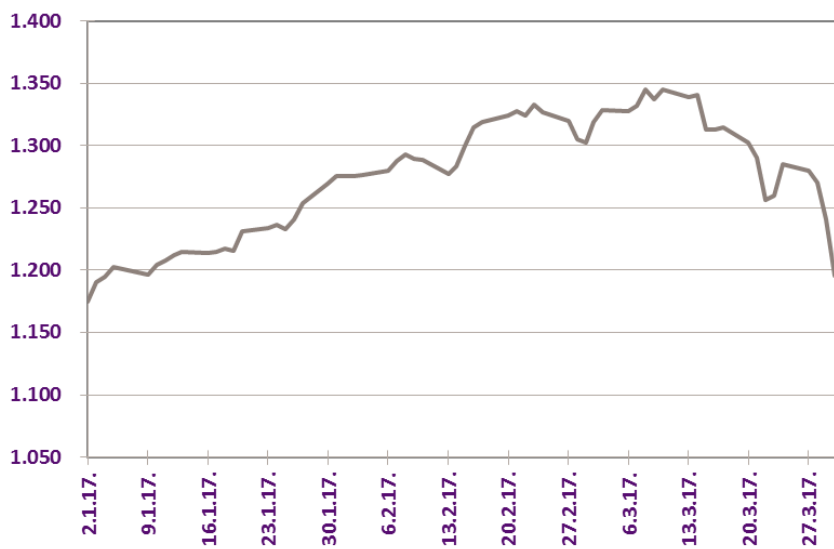


Chart 4: Zagreb Stock Exchange equity index CROBEXplus©

1.5 Turnover and Market Capitalization by Sector

Code	Sector	Market Capitalization (HRK)	Turnover (HRK)
A	Agriculture, forestry and fishing	655.863.518	9.806.916
CA	Manufacture of food products, beverages and tobacco products	10.328.232.019	338.628.548
CB	Manufacture of textiles, apparel, leather and related products	54.150.839	1.015.477
CC	Manufacture of wood and paper products, and printing	213.400.886	8.139
CD	Manufacture of coke, and refined petroleum products	26.500.000.000	8.273.006
CE	Manufacture of chemicals and chemical products	407.759.564	3.289.734
CF	Manufacture of basic pharmaceutical products and pharmaceutical preparations	13.517.040	106.091
CG	Manufacture of rubber and plastics products, and other non-metallic mineral products	0	0
CH	Manufacture of basic metals and fabricated metal products, except machinery and equipment	73.357.392	29.673
CI	Manufacture of computer, electronic and optical products	1.835.266.640	22.246.687
CJ	Manufacture of electrical equipment	2.465.671.524	32.147.700
CK	Manufacture of machinery and equipment n.e.c.		
CL	Manufacture of transport equipment	1.071.730.331	30.840.112
CM	Other manufacturing, and repair and installation of machinery and equipment	20.700.836	16.921
E	Water supply; sewerage, waste management and remediation activities	0	0
F	Construction	824.853.582	74.816.391
G	Wholesale and retail trade; repair of motor vehicles and motorcycles	4.241.900.438	47.063.426
H	Transportation and storage	9.106.267.598	52.087.317
I	Accommodation and food service activities	20.213.193.275	206.906.861
JA	Publishing, audiovisual and broadcasting activities	33.666.100	3.628
JB	Telecommunications	14.453.221.758	135.201.189
K	Financial and insurance activities	39.249.379.743	63.444.289
L	Real estate activities	486.993.588	1.418.765
MA	Legal, accounting, management, architecture, engineering, technical testing and analysis activities	9.191.189.980	130.696.719
MB	Scientific research and development	183.357.838	8.706.938
MC	Other professional, scientific and technical activities	0	0
N	Administrative and support service activities	0	0
R	Arts, entertainment and recreation	698.123.160	747.893
	TOTAL	142.321.797.648	1.167.502.421

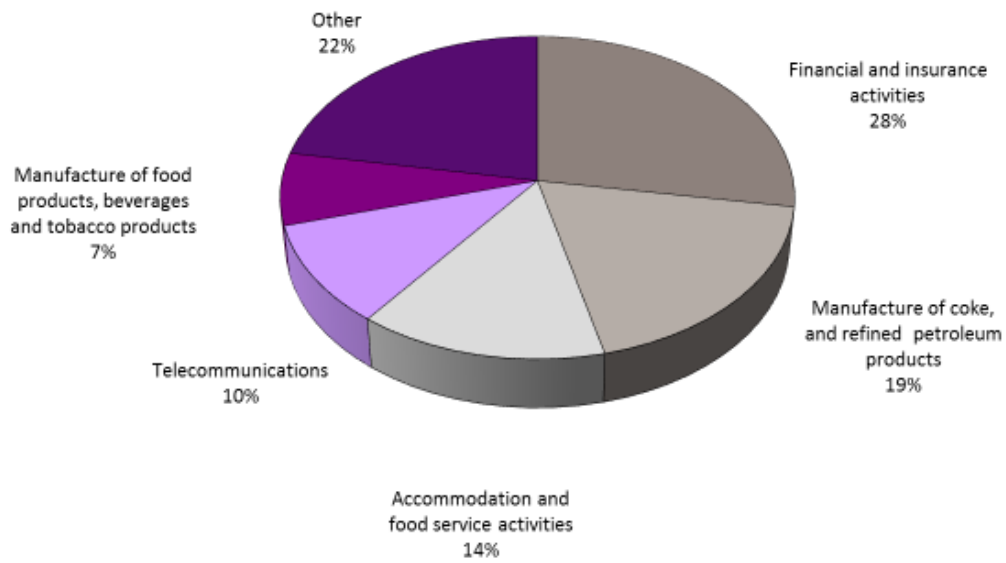


Chart 7: Sectors with the highest Market Capitalization

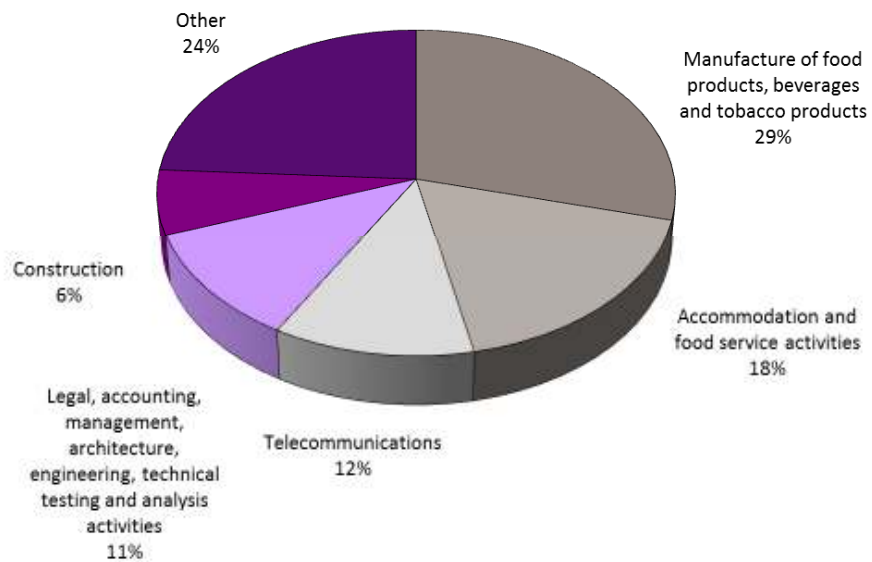


Chart 8: Sectors with the highest Turnover

1.6 Stocks with the Largest Market Capitalization

	Symbol	Issuer	Market capitalization (HRK mil)	% of Market cap	Cumulative percentage
1	INA-R-A	Ina d.d.	26.500,0	18,6	18,6
2	ZABA-R-A	Zagrebačka banka d.d.	19.214,5	13,5	32,1
3	PBZ-R-A	PBZ d.d.	14.687,6	10,3	42,4
4	HT-R-A	HT d.d.	14.231,4	10,0	52,4
5	JNAF-R-A	Janaf d.d.	5.744,7	4,0	56,5
6	ADRS-R-A	Adris grupa d.d.	5.624,3	4,0	60,4
7	RIVP-R-A	VALAMAR RIVIERA d.d.	5.400,3	3,8	64,2
8	PLAG-R-A	Plava laguna d.d.	3.333,6	2,3	66,6
9	MAIS-R-A	Maistra d. d.	3.239,7	2,3	68,8
10	ADRS-P-A	Adris grupa d.d.	3.194,0	2,2	71,1
		Other	41.151,7	28,9	100,0
		Total	142.321,8		

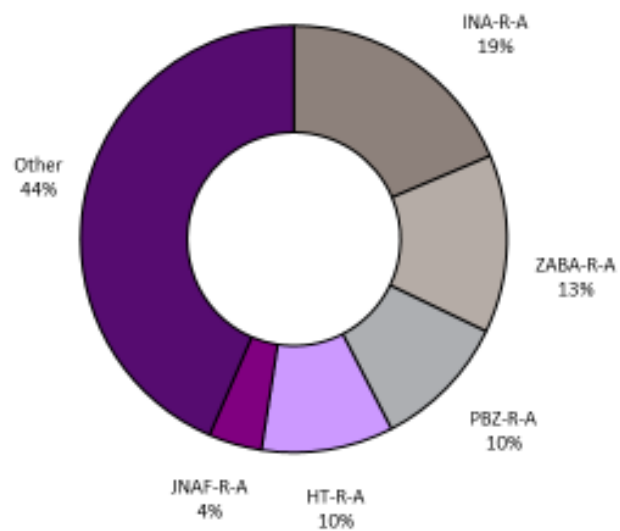


Chart 9: Market Capitalization structure

1.7 Stocks with the Largest Free Float Market Capitalization

	Symbol	Issuer	Free float (%)	Free float market capitalization (HRK mil)	% of market cap	Cumulative percentage
1	HT-R-A	HT d.d.	42,44	6.039,8	17,2	17,2
2	ADRS-P-A	Adris grupa d.d.	100,00	3.194,0	9,1	26,2
3	ADRS-R-A	Adris grupa d.d.	51,08	2.872,9	8,2	34,4
4	RIVP-R-A	VALAMAR RIVIERA d.d.	49,27	2.660,7	7,6	42,0
5	KOEI-R-A	Končar - elektroindustrija d.d.	99,77	2.027,3	5,8	47,7
6	PODR-R-A	Podravka d.d.	77,91	1.990,3	5,7	53,4
7	INA-R-A	Ina d.d.	6,08	1.611,2	4,6	58,0
8	ATGR-R-A	Atlantic Grupa d.d.	43,87	1.184,8	3,4	61,3
9	ERNT-R-A	Ericsson Nikola Tesla d.d.	50,83	923,3	2,6	64,0
10	LEDO-R-A	Ledo d.d.	51,89	834,0	2,4	66,3
		Other		11.851,2	33,7	100,0
		Total		35.189,5		

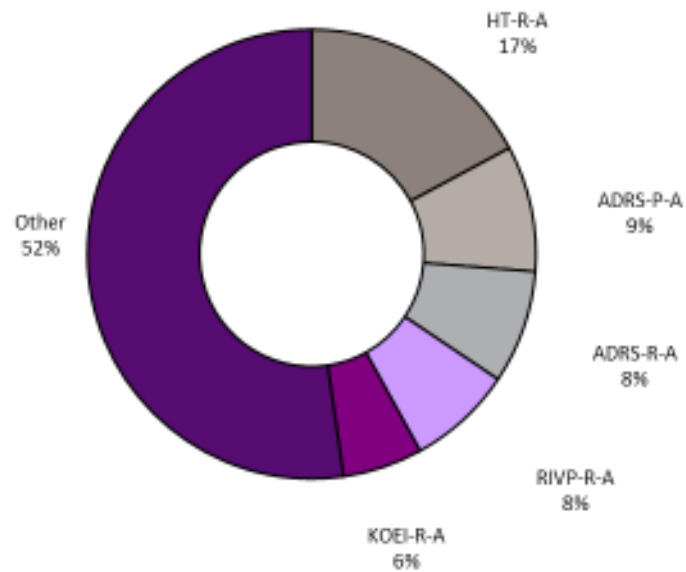


Chart 10: Free Float Market Capitalization structure

1.8 Most Active Stocks by Turnover

	Symbol	Issuer	Turnover (HRK)	Pct (%)	Cumulative percentage
1	JMNC-R-A	Jamnica d.d.	128.962.336	11,0	11,0
2	RIVP-R-A	VALAMAR RIVIERA d.d.	128.438.132	11,0	22,0
3	HT-R-A	HT d.d.	116.596.168	10,0	32,0
4	LEDO-R-A	Ledo d.d.	109.942.837	9,4	41,5
5	ADRS-P-A	Adris grupa d.d.	91.547.117	7,8	49,3
6	PODR-R-A	Podravka d.d.	48.833.340	4,2	53,5
7	DLKV-R-A	Dalekovod d.d.	45.153.932	3,9	57,3
8	ZABA-R-A	Zagrebačka banka d.d.	40.431.718	3,5	60,8
9	ATGR-R-A	Atlantic Grupa d.d.	35.287.647	3,0	63,8
10	KOEI-R-A	Končar - elektroindustrija d.d.	31.006.924	2,7	66,5
		Other	391.302.269	33,5	100,0
		Ukupno	1.167.502.421		

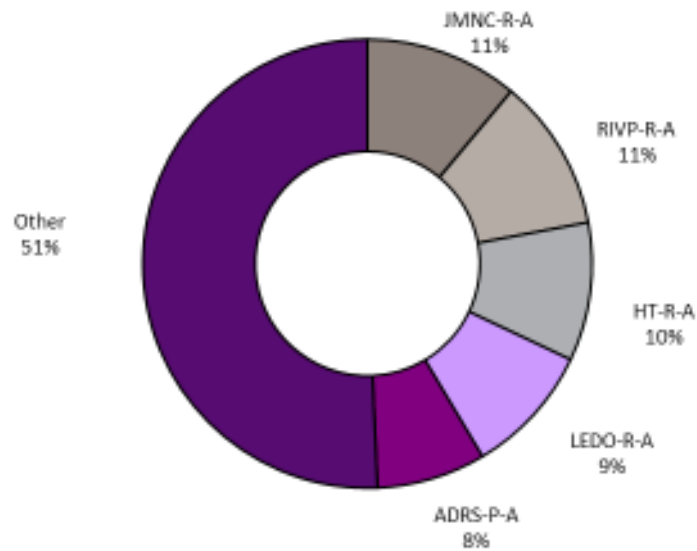


Chart 11: Structure of equity turnover

1.9 Stocks with the Highest Turnover Velocity

	Symbol	Issuer	Turnover (HRK)	Market Capitalization (HRK)	Turnover velocity (%)
1	VDKT-R-A	Viadukt d.d.	22.322.935	74.917.332	29,80%
2	BD62-R-A	Badel 1862 d.d.	2.818.730	13.011.434	21,66%
3	MGMA-R-A	Magma d.d.	522.294	2.583.305	20,22%
4	INGR-R-A	Ingra d.d.	10.620.750	57.973.456	18,32%
5	OPTE-R-A	OT-OPTIMA TELEKOM d.d.	18.605.021	221.813.260	8,39%
6	DLKV-R-A	Dalekovod d.d.	45.153.932	575.959.807	7,84%
7	LEDO-R-A	Ledo d.d.	109.942.837	1.607.270.400	6,84%
8	RIZO-R-A	RIZ-odašiljači d.d.	1.184.685	18.896.040	6,27%
9	JMNC-R-A	Jamnica d.d.	128.962.336	2.101.970.000	6,14%
10	ULPL-R-A	Uljanik Plovidba d.d.	6.032.343	102.654.200	5,88%

1.10 Highest Daily Turnover

	Date	Daily Turnover (HRK)
1	30.3.2017	72.858.920
2	15.3.2017	62.569.360
3	17.3.2017	51.380.907
4	31.3.2017	49.913.173
5	29.3.2017	49.287.824
6	7.2.2017	43.612.642
7	28.2.2017	43.547.499
8	23.2.2017	36.984.368
9	3.1.2017	35.799.623
10	30.1.2017	32.528.870

1.11 Highest Orderbook Trades in Stocks

	Date	Symbol	Issuer	Turnover (HRK)	Price (HRK)	Volume
1	17.3.2017	ADRS-P-A	Adris grupa d.d.	16.190.120	493,00	32.840
2	24.3.2017	HUPZ-R-A	HUP - Zagreb d.d.	10.741.563	2.899,99	3.704
3	7.2.2017	ADRS-P-A	Adris grupa d.d.	4.950.000	495,00	10.000
4	7.2.2017	ADRS-P-A	Adris grupa d.d.	4.944.555	495,00	9.989
5	28.2.2017	HT-R-A	HT d.d.	3.792.000	189,60	20.000
6	20.2.2017	JMNC-R-A	Jamnica d.d.	3.750.000	150.000,00	25
7	27.3.2017	ZABA-R-A	Zagrebačka banka d.d.	3.737.928	63,50	58.865
8	28.2.2017	KOEI-R-A	Končar - elektroindustrija d.d.	3.330.000	832,50	4.000
9	29.3.2017	LEDO-R-A	Ledo d.d.	2.900.000	5.800,00	500
10	27.3.2017	ZABA-R-A	Zagrebačka banka d.d.	2.801.938	63,50	44.125

1.12 Stocks Performance

(All prices and turnover in HRK, market capitalization in millions of HRK)

No.	Symbol	High	Low	Last	Date of last trade	Net change (%)	Volume	Turnover	Market capitalization
Official Market									
1	ADPL-R-A	165,00	137,13	155,00	31.3.2017	12,3	186.917	28.421.650	650,9
2	ARNT-R-A	600,00	470,00	485,00	31.3.2017	3,5	37.156	19.418.532	1.058,5
3	ATGR-R-A	1.010,00	736,00	809,98	31.3.2017	-8,2	39.639	35.287.647	2.700,7
4	CROS-P-A	6.000,00	4.507,01	6.000,00	24.3.2017	0,0	21	118.175	52,5
5	CROS-R-A	6.400,00	5.500,00	5.950,00	30.3.2017	7,2	188	1.094.865	2.504,6
6	DLKV-R-A	27,85	13,50	23,30	31.3.2017	74,0	2.173.179	45.153.932	576,0
7	GRNL-R-A	109,99	83,80	109,99	7.3.2017	0,0	105	9.422	209,2
8	HPB-R-A	868,86	660,00	699,00	31.3.2017	-6,9	10.998	8.487.408	1.415,2
9	HT-R-A	191,50	165,00	173,79	31.3.2017	2,8	650.636	116.596.168	14.231,4
10	IGH-R-A	419,50	183,97	298,77	31.3.2017	62,4	28.703	8.706.938	183,4
11	ILRA-R-A	1.395,00	1.300,00	1.325,00	30.3.2017	1,8	538	714.640	399,7
12	INA-R-A	3.399,99	2.650,00	2.650,00	31.3.2017	-8,6	2.685	8.273.006	26.500,0
13	KOEI-R-A	870,00	685,00	790,00	31.3.2017	14,5	37.908	31.006.924	2.032,0
14	LEDO-R-A	11.005,00	4.500,00	5.120,00	31.3.2017	-52,0	15.640	109.942.837	1.607,3
15	LKPC-R-A	598,58	520,00	549,50	31.3.2017	-3,2	5.150	2.876.797	232,4
16	LKRI-R-A	50,04	43,30	45,01	31.3.2017	-7,2	114.261	5.521.475	606,8
17	MDKA-R-A	20.900,00	16.200,00	17.500,00	31.3.2017	0,0	259	4.704.589	528,4
18	MGMA-R-A	1,24	0,33	0,53	31.3.2017	47,2	957.460	522.294	2,6
19	OPTE-R-A	4,32	2,60	3,49	31.3.2017	29,7	5.305.014	18.605.021	221,8
20	PODR-R-A	435,00	330,00	358,80	31.3.2017	-5,0	125.666	48.833.340	2.554,7
21	PTKM-R-A	18,85	14,14	15,00	31.3.2017	-17,5	68.858	1.152.210	193,1
22	RIVP-R-A	44,48	34,68	42,85	31.3.2017	22,9	3.121.438	128.438.132	5.400,3
23	TPNG-R-A	84,89	72,59	73,51	31.3.2017	-2,0	27.920	2.165.773	642,0
24	ULPL-R-A	198,90	151,03	176,99	31.3.2017	10,6	34.567	6.032.343	102,7
25	ULJN-R-A	79,98	36,00	58,70	29.3.2017	15,3	3.852	203.490	197,0
26	VART-R-1	19,20	13,41	13,98	31.3.2017	-17,5	54.461	920.800	31,0
27	VIRO-R-A	525,00	380,09	410,00	31.3.2017	7,0	31.375	13.785.484	568,5
28	ZB-R-A	19,75	15,78	18,03	31.3.2017	12,7	205.336	3.662.019	83,6
Regular Market									
29	3MAJ-R-A	63,02	50,00	50,02	20.3.2017	-43,8	277	14.974	73,1
30	ACI-R-A	6.543,21	6.228,97	6.286,00	30.3.2017	-1,7	116	747.893	698,1
31	ADRS-P-A	517,99	436,00	470,80	31.3.2017	2,4	189.037	91.547.117	3.194,0
32	ADRS-R-A	608,46	536,00	584,90	31.3.2017	-2,5	27.444	16.245.446	5.624,3
33	AGMM-R-A	400,00	350,00	350,00	6.3.2017	0,0	728	262.086	13,1
34	AMDN-R-A	51,04	50,00	50,00	30.3.2017	0,0	1.123	56.261	38,3
35	ATLN-R-A	159,99	130,06	145,99	31.3.2017	-0,1	9.602	1.418.765	487,0
36	ATPL-R-A	462,00	270,00	415,00	31.3.2017	46,9	66.330	24.040.695	579,1
37	AUHR-R-A	1.005,20	805,02	820,00	31.3.2017	-13,5	6.157	5.697.348	492,0
38	BD62-R-A	26,46	17,07	17,30	31.3.2017	-30,8	137.105	2.818.730	13,0
39	BDMR-R-A	350,00	330,02	348,00	21.2.2017	-22,7	75	26.190	34,6
40	BLJE-R-A	24,94	14,63	16,84	31.3.2017	-27,5	349.798	7.117.335	138,3
41	BPBA-R-A	10,99	5,77	6,89	29.3.2017	-18,9	3.108	26.097	12,3
42	BRIN-R-A	27,00	24,00	26,53	8.3.2017	6,1	695	17.506	13,4
43	CHAG-R-A	225,05	212,00	225,00	28.2.2017	1,4	275	60.331	24,4
44	CKML-R-A	6.600,00	6.000,00	6.100,00	31.3.2017	-4,7	1.711	10.817.700	640,5
45	CRAL-R-A	120,00	90,00	90,00	22.3.2017	-40,0	469	52.784	891,0
46	DDJH-R-A	52,00	36,12	38,50	31.3.2017	-16,3	265.814	12.263.406	292,5
47	ELKL-R-A	24,00	19,99	23,30	9.3.2017	16,5	99	2.174	2,0
48	ELKP-R-A	250,01	250,00	250,00	29.3.2017	8,7	80	20.000	22,5
49	ERNT-R-A	1.444,00	1.164,99	1.364,00	31.3.2017	17,2	15.688	21.062.002	1.816,4
50	FMPS-R-A	8,03	8,03	8,03	3.3.2017	-19,7	1.000	8.030	16,1
51	FNVC-R-A	44,00	33,51	33,51	29.3.2017	3,1	434	16.921	20,7
52	HBRL-R-A	15,80	13,91	14,50	30.3.2017	-5,2	18.195	266.914	208,1
53	HDEL-R-A	69,20	35,17	48,00	31.3.2017	25,3	32.647	1.637.507	29,9
54	HHLD-R-A	4,51	3,28	3,37	31.3.2017	-6,4	291.171	1.127.711	36,2
55	HIMR-R-A	830,00	815,00	815,00	29.3.2017	0,0	1.199	977.548	518,2
56	HJDR-R-A	490,00	250,00	490,00	14.3.2017	96,0	103	37.460	52,5
57	HMAM-R-A	288,25	277,99	285,01	27.3.2017	1,7	2.583	733.468	319,1

No.	Symbol	High	Low	Last	Date of last trade	Net change (%)	Volume	Turnover	Market capitalization
58	HMDN-R-A	75,00	56,00	58,00	27.2.2017	-35,6	471	26.928	22,8
59	HMST-R-A	293,89	267,51	267,53	31.3.2017	-3,8	6.904	1.964.126	138,0
60	HPDG-R-A	19,90	15,01	15,01	17.2.2017	-11,7	134	2.520	79,0
61	HTCP-R-A	299,99	260,00	299,00	29.3.2017	19,6	1.165	326.276	163,9
62	HTPK-R-A	73,20	60,00	60,00	30.3.2017	-16,7	17.426	1.236.108	148,1
63	HTPO-R-A	78,00	75,00	75,00	20.2.2017	-5,1	420	32.337	35,7
64	HUPZ-R-A	2.900,00	2.675,00	2.799,00	31.3.2017	0,0	6.166	17.611.107	1.209,1
65	HZLA-R-A	135,00	118,68	130,02	31.3.2017	8,3	2.410	302.195	94,3
66	IKBA-R-A	1.299,87	1.066,02	1.150,06	31.3.2017	4,5	372	452.877	166,7
67	IMZV-R-A	70,00	43,56	60,00	23.3.2017	2,0	1.653	106.091	13,5
68	INGR-R-A	5,74	3,01	4,28	31.3.2017	39,0	2.442.059	10.620.750	58,0
69	IPKK-R-A	188,66	102,00	138,73	31.3.2017	28,7	14.482	2.202.466	99,2
70	JDGT-R-A	1.077,77	1.000,00	1.025,06	31.3.2017	-0,3	3.682	3.804.612	113,6
71	JDOS-R-A	4.400,00	3.303,00	3.600,00	31.3.2017	-12,4	176	690.621	450,0
72	JDPL-R-A	51,96	38,50	39,64	31.3.2017	-6,9	71.489	3.235.210	64,9
73	JDTC-R-A	49,99	14,00	18,01	31.3.2017	-44,7	2.874	92.349	2,6
74	JMNC-R-A	165.001,00	85.000,00	95.000,00	31.3.2017	-32,1	954	128.962.336	2.102,0
75	JNAF-R-A	6.990,00	5.500,00	5.701,00	30.3.2017	7,6	447	2.908.658	5.744,7
76	KABA-R-A	9,00	7,00	7,00	28.3.2017	-22,1	39.703	313.750	9,3
77	KBZ-R-A	100,00	80,00	80,00	23.1.2017	0,0	18	1.500	155,0
78	KODT-P-A	1.689,99	1.449,94	1.493,00	29.3.2017	6,6	237	358.272	91,7
79	KODT-R-A	1.799,99	1.500,01	1.550,00	30.3.2017	1,3	484	782.505	301,0
80	KOES-R-A	569,99	500,01	500,01	20.3.2017	-9,1	140	76.861	65,1
81	KRAS-R-A	578,00	470,01	470,01	31.3.2017	-13,0	25.984	14.131.898	645,6
82	KTJV-R-A	36,99	30,20	35,19	30.3.2017	6,6	11.434	383.470	201,5
83	LPLH-R-A	222,00	190,02	195,00	31.3.2017	1,6	7.114	1.448.970	129,2
84	LRHC-R-A	1.549,99	1.275,01	1.428,00	31.3.2017	9,9	1.845	2.527.909	432,2
85	LRH-R-A	3.899,99	3.475,00	3.550,00	31.3.2017	-4,1	1.525	5.499.327	1.074,4
86	LURA-R-A	470,00	325,00	450,00	14.3.2017	45,1	4.026	1.478.380	1.350,0
87	MAIS-R-A	333,00	250,00	296,02	31.3.2017	17,0	16.619	4.813.802	3.239,7
88	MIV-R-A	4.000,00	4.000,00	4.000,00	17.3.2017	5,0	7	28.000	60,1
89	OLVD-R-A	399,99	399,99	399,99	1.3.2017	-45,9	2	800	187,5
90	PBZ-R-A	948,00	730,00	770,00	31.3.2017	0,1	6.640	5.348.594	14.687,6
91	PDBA-R-A	300,00	281,00	281,00	15.3.2017	12,4	55	16.348	187,9
92	PIKR-R-A	104,93	75,18	75,18	30.3.2017	-12,7	2.333	210.063	15,2
93	PIVK-R-A	299,90	203,00	222,00	30.3.2017	-17,8	480	107.458	70,4
94	PLAG-R-A	6.625,00	5.500,00	6.102,00	31.3.2017	10,9	1.093	6.728.551	3.333,6
95	PLJK-R-A	17,50	8,02	11,20	31.3.2017	1,8	34.469	431.610	11,8
96	PUNT-R-A	1,10	0,80	1,10	27.3.2017	-15,4	2.641	2.327	1,5
97	QUNE-R-A	9,00	5,62	8,99	3.3.2017	28,4	1.207	8.566	20,3
98	RIZO-R-A	87,87	50,50	50,50	31.3.2017	-36,9	15.420	1.184.685	18,9
99	SAPN-R-A	463,97	312,00	326,00	31.3.2017	-11,4	5.199	2.077.194	214,7
100	SLPF-R-A	69,99	55,00	57,00	31.3.2017	-17,4	29.875	1.955.819	190,7
101	SLRS-R-A	1.274,42	949,72	1.060,00	31.3.2017	17,9	2.168	2.357.751	654,8
102	SNBA-R-A	65,71	47,94	58,15	28.3.2017	25,6	10.994	646.576	53,4
103	SPVA-R-A	38,99	30,05	30,05	13.3.2017	-24,9	241	8.139	113,5
104	THNK-R-A	899,87	450,11	749,90	31.3.2017	64,5	8.234	5.699.843	142,1
105	TISK-R-A	167,00	145,00	150,00	31.3.2017	-3,3	1.479	227.505	358,0
106	TKPR-R-A	340,00	282,50	290,00	31.3.2017	3,6	103	31.743	23,7
107	TLM-R-A	17,00	7,22	7,22	24.3.2017	-27,7	225	1.673	13,3
108	TNKC-R-A	100,01	100,01	100,01	1.2.2017	0,0	1	100	3,4
109	TRFM-R-A	111,01	100,03	111,00	3.2.2017	11,0	1.483	163.821	4,0
110	TUHO-R-A	3.550,00	2.950,00	3.195,00	31.3.2017	8,3	3.711	11.706.461	1.171,8
111	VDKT-R-A	440,00	130,05	164,00	31.3.2017	-46,6	66.723	22.322.935	74,9
112	VJSN-R-A	10,00	1,55	10,00	29.3.2017	100,0	938	3.628	10,6
113	VLEN-R-B	12,99	7,56	8,96	30.3.2017	12,0	219.136	2.199.998	150,6
114	VPIK-R-A	48,58	31,62	34,49	31.3.2017	-27,4	48.828	1.936.567	51,8
115	ZABA-R-A	67,00	54,00	60,00	31.3.2017	11,1	640.455	40.431.718	19.214,5
116	ZTNJ-R-A	258,00	200,00	200,00	28.3.2017	-20,0	543	134.399	41,1
117	ZVCV-R-A	84,50	71,97	71,97	30.3.2017	-20,0	2.905	235.478	22,2
118	ZVZD-R-A	4.623,03	2.301,00	2.700,00	31.3.2017	-44,7	1.404	5.123.551	270,7

1.13 Bonds performance

(All prices in % of par value, turnover in HRK)

Symbol	High	Low	Last	Date of last trade	Volume	Turnover
Orderbook trades						
DLKV-O-302A	55,90	55,90	55,90	14.2.2017	90.000	50.310
FNOI-D-177A	99,27	99,02	99,27	13.3.2017	1.533	11.336
FNOI-D-181A	98,00	97,37	97,66	13.3.2017	19.982	145.858
FNOI-D-187A	96,50	95,46	95,63	13.3.2017	5.814	41.731
FNOI-D-191A	95,20	93,18	93,18	13.3.2017	777	5.464
FNOI-D-197A	93,70	90,38	90,48	21.3.2017	956	6.549
JDGL-O-20CA	100,10	100,00	100,10	7.3.2017	1.473.500	1.473.574
OPTE-O-142A	75,00	70,00	75,00	30.3.2017	6.626.750	1.480.374
RHMF-O-187A	106,00	106,00	106,00	14.3.2017	9.495	10.065
RHMF-O-19BA	110,30	110,30	110,30	14.3.2017	700.000	5.735.353
RHMF-O-203E	114,76	114,76	114,76	23.3.2017	520.000	4.418.228
RHMF-O-217A	103,55	103,55	103,55	24.2.2017	1.200.000	1.242.600
RHMF-O-222A	101,55	101,55	101,55	23.2.2017	8.000.000	8.124.000
RHMF-O-227E	123,10	122,20	123,10	28.3.2017	1.071.800	9.776.951
RHMF-O-247E	121,90	121,90	121,90	23.3.2017	10.000	90.252
RHMF-O-26CA	114,55	114,55	114,55	24.2.2017	20.000	22.910
RHMF-O-282A	101,25	98,50	98,50	29.3.2017	8.500.000	8.540.000
RIBA-O-177A	102,25	102,25	102,25	1.2.2017	82.000	626.574
ZGHO-O-237A	104,00	104,00	104,00	16.3.2017	28.000	29.120
Total					28.360.606	41.831.248
Block trades						
RHMF-O-257A	115,15	115,15	115,15	24.2.2017	9.000.000	10.363.500
RHMF-O-282A	101,25	101,05	101,25	7.3.2017	12.000.000	12.134.000
Total					21.000.000	22.497.500
BONDS TOTAL					49.360.606	64.328.748

1.14 OTC Turnover

(All prices in % of par value, turnover in Kunas)

Symbol	High	Low	Last	Date of last trade	Volume	Turnover
Stocks						
ATPL-R-A	285,00	285,00	285,00	24.2.2017	53.000	15.105.000,00
FMPS-R-A	12,00	12,00	12,00	25.1.2017	90.000	1.080.000,00
HP-O-19BA	105,70	105,70	105,70	3.2.2017	500.000	528.500,00
HTPK-R-A	71,97	71,97	71,97	12.1.2017	6.250	449.812,50
HT-R-A	189,05	173,16	189,05	28.2.2017	34.128	6.439.265,85
HUPZ-R-A	2.740,00	2.250,00	2.740,00	15.3.2017	258	674.430,00
JMNC-R-A	136.720,01	136.250,14	136.250,14	17.2.2017	185	25.256.551,99
KBZ-R-A	179,10	179,10	179,10	2.1.2017	96.693	17.317.716,30
MAIS-R-A	251,13	251,13	251,13	25.1.2017	1.593	400.050,09
MDKA-R-A	16.200,00	16.200,00	16.200,00	31.3.2017	100	1.620.000,00
PDBA-R-A	300,00	280,00	300,00	27.1.2017	5.891	1.761.300,00
Stocks total					788.098	70.632.627
ATGR-O-216A	102,25	102,25	102,25	9.2.2017	2.300.000	2.351.750,00
FNOI-D-177A	99,86	99,86	99,86	1.2.2017	287.612	2.146.275,43
FNOI-D-181A	99,41	99,41	99,41	1.2.2017	436.930	3.245.976,13
MTEL-O-137A	91,96	71,95	91,96	24.2.2017	11.896.040	38.942.855,56

Symbol	High	Low	Last	Date of last trade	Volume	Turnover
OPTE-O-142A	74,90	73,35	73,70	2.3.2017	24.775.000	5.531.130,00
RHMF-O-172A	100,09	100,00	100,02	7.2.2017	156.654.694	156.682.765,57
RHMF-O-17BA	104,94	103,72	103,72	29.3.2017	314.150.000	327.937.395,00
RHMF-O-187A	106,30	105,65	105,65	28.3.2017	889.729.017	943.773.499,88
RHMF-O-19BA	112,00	110,25	110,51	31.3.2017	46.733.029	386.356.141,86
RHMF-O-203A	116,10	115,30	115,32	23.3.2017	46.356.000	53.674.069,50
RHMF-O-203E	116,20	114,30	114,52	31.3.2017	60.287.197	521.466.895,67
RHMF-O-217A	104,10	102,70	102,80	29.3.2017	631.604.666	652.394.715,44
RHMF-O-222A	101,65	100,60	100,95	21.3.2017	117.058.000	118.291.066,04
RHMF-O-227E	123,00	120,00	121,55	30.3.2017	19.051.085	174.237.741,54
RHMF-O-247E	122,01	118,80	120,50	30.3.2017	24.076.000	217.893.849,09
RHMF-O-257A	115,75	111,00	112,00	30.3.2017	531.572.500	609.817.564,50
RHMF-O-26CA	113,67	111,20	111,35	31.3.2017	634.580.584	715.163.245,55
RHMF-O-282A	101,60	97,50	98,00	30.3.2017	491.187.470	492.987.168,19
RIBA-O-17BA	104,25	103,25	103,320	10.3.2017	69.902.000	72.723.830,70
ULPL-R-A	186	186	186,000	8.3.2017	72	13.392,00
ZGHO-O-237A	104,000	103,250	104,000	21.2.2017	26.000.000	26.957.500
Bonds total					4.098.637.896	5.522.588.828
TOTAL					4.099.425.994	5.593.221.454

2 Members

2.1 Top 10 Members by Equity Turnover

Rank	Member	Equity turnover (HRK)	Market share (%)
1	Interkapital vrijednosni papiri d.o.o.	623.514.797	23,28
2	Erste&Steiermarkische Bank d.d.	444.641.656	16,60
3	Fima vrijednosnice d.o.o.	296.062.945	11,05
4	HITA vrijednosnice d.d.	270.502.026	10,10
5	Zagrebačka banka d.d.	243.615.074	9,09
6	Privredna banka Zagreb d.d.	219.733.347	8,20
7	Agram brokeri d.d.	206.141.383	7,70
8	Raiffeisenbank Austria d.d.	124.399.716	4,64
9	ADDIKO BANK d.d.	50.589.705	1,89
10	Croatia banka d.d.	38.318.506	1,43

2.2 Top 10 Members by Bond Turnover

Rank	Member	Bond turnover (HRK)	Market share (%)
1	Privredna banka Zagreb d.d.	69.136.724	27,78
2	Interkapital vrijednosni papiri d.o.o.	67.151.086	26,98
3	Raiffeisenbank Austria d.d.	63.833.980	25,65
4	Societe Generale-Splitska banka d.d.	13.355.100	5,37
5	Zagrebačka banka d.d.	12.767.693	5,13
6	Podravska banka d.d.	9.682.120	3,89
7	ADDIKO BANK d.d.	4.811.670	1,93
8	Erste&Steiermarkische Bank d.d.	4.472.223	1,80
9	HITA vrijednosnice d.d.	1.941.510	0,78
10	Croatia banka d.d.	910.455	0,37

2.3 Top 10 Members by Total Turnover

Rank	Member	Total turnover (HRK)	Market share (%)
1	Interkapital vrijednosni papiri d.o.o.	690.665.883	23,59
2	Erste&Steiermarkische Bank d.d.	449.113.879	15,34
3	Fima vrijednosnice d.o.o.	296.062.945	10,11
4	Privredna banka Zagreb d.d.	288.870.072	9,87
5	HITA vrijednosnice d.d.	272.443.536	9,31
6	Zagrebačka banka d.d.	256.382.767	8,76
7	Agram brokeri d.d.	206.141.383	7,04
8	Raiffeisenbank Austria d.d.	188.233.696	6,43
9	ADDIKO BANK d.d.	55.401.375	1,89
10	Societe Generale-Splitska banka d.d.	47.243.046	1,61

2.4 Top 10 Members by Number of Trades

Rank	Member	Number of trades	Market share (%)
1	Agram brokeri d.d.	36.779	21,52
2	Hita vrijednosnice d.d.	31.033	18,15
3	Privredna banka Zagreb d.d.	21.383	12,51
4	Interkapital vrijednosni papiri d.o.o.	16.882	9,88
5	Fima-vrijednosnice d.o.o.	14.943	8,74
6	Zagrebačka banka d.d.	14.542	8,51
7	Erste&Steiermarkische banka d.d.	8.521	4,98
8	Raiffeisenbank Austria d.d.	5.560	3,25
9	Addiko Bank d.d.	4.361	2,55
10	Croatia banka d.d.	3.618	2,12

2.5 Stocks with Market Makers

	Symbol	Issuer	Market Maker
1	ADPL-R-A	AD Plastik d.d.	Interkapital vrijednosni papiri d.o.o.
2	ATGR-R-A	Atlantic Grupa d.d.	Interkapital vrijednosni papiri d.o.o.
3	ATGR-R-A	Atlantic Grupa d.d.	Zagrebačka banka d.d.
4	HT-R-A	Hrvatski Telekom d.d.	Interkapital vrijednosni papiri d.o.o.
5	KOEI-R-A	Končar - Elektroindustrija d.d.	Interkapital vrijednosni papiri d.o.o.
6	LEDO-R-A	Ledo d.d.	Raiffeisenbank Austria d.d.
7	PODR-R-A	Podravka d.d.	Interkapital vrijednosni papiri d.o.o.
8	PODR-R-A	Podravka d.d.	Zagrebačka banka d.d.
9	TPNG-R-A	Tankerska Next Generation d.d.	Interkapital vrijednosni papiri d.o.o.
10	ULPL-R-A	Uljanik Plovidba d.d.	Raiffeisenbank Austria d.d.
11	RIVP-R-A	VALAMAR RIVIERA d.d.	Interkapital vrijednosni papiri d.o.o.
12	RIVP-R-A	VALAMAR RIVIERA d.d.	Zagrebačka banka d.d.

3 Corporate Actions

3.1 New Listings

3.1.1 Bonds

	Issuer	Listing date	Number of listed bonds	Nominal value
Official Market				
RHMF-O-222A	Ministarstvo financija RH	07.02.2017	3.000.000.000	1,00 HRK
RHMF-O-282A	Ministarstvo financija RH	07.02.2017	5.500.000.000	1,00 HRK

3.2 Delistings

3.2.1 Stocks

Symbol	Issuer	Last trading date	Delisting date
Regular Market			
CHAG-R-A	CHROMOS AGRO d.d.	01.03.2017	02.03.2017

3.2.2 Bonds

Symbol	Issuer	Last trading date	Delisting date
Official Market			
HOTR-O-173A	HOSPITALIJA TRGOVINA d.o.o.	20.03.2017	23.03.2017
RHMF-O-172A	Ministarstvo financija RH	03.02.2017	08.02.2017
FNOI-D-171A	Fond za naknadu oduzete imovine	28.12.2016	01.01.2017

3.3 Capital Decreases

Symbol	Issuer	Date	Before		After	
			No. of shares	Nom. value.	No. of shares	Nom. value.
Regular Market						
ELKL-R-A	ELEKTROMETAL d.d.	17.03.2017	83.867	380,00	83.867	10,00

3.4 Nominal Value Changes and Capital Increases

Symbol	Issuer	Date	Before		After	
			No. of shares	Nom. (HRK)	No. of shares	Nom. (HRK)
Regular Market						
ELKL-R-B	ELEKTROMETAL d.d.	17.03.2017			2.584.414	10,00
HZVG-R-B	HOTELI ŽIVOGOŠĆE d.d.	03.03.2017	2.166.000	10,00	6.666.000	10,00
ARNT-R-B	ARENATURIST d.d.	10.02.2017			1.091.250	20,00
OLVD-R-B	OLYMPIA VODICE d.d.	02.02.2017			40.159	249,01*
HZLA-R-B	HOTELI ZLATNI RAT d.d.	23.01.2017			232.347	360,00
KTJV-R-B	KUTJEVO D.D.	12.01.2017	728.500	50,00	1.380.000	50,00

4 Listed Financial Instruments

4.1 Stocks

No..	Symbol	Issuer	Listed quantity	Nominal value	Free float (%)
Official Market					
1	ADPL-R-A	AD Plastik d.d.	4.199.584	100 HRK	69,34
2	ARNT-R-A	Arena Hospitality Group d.d.	2.182.500	20 HRK	34,36
3	ATGR-R-A	Atlantic Grupa d.d.	3.334.300	40 HRK	43,87
4	CROS-P-A	Croatia osiguranje d.d.	8.750	1400 HRK	63,27
5	CROS-R-A	Croatia osiguranje d.d.	420.947	1400 HRK	9,08
6	DLKV-R-A	Dalekovod d.d.	24.719.305	10 HRK	38,92
7	GRNL-R-A	Granolio d.d.	1.901.643	10 HRK	30,63
8	HPB-R-A	HPB d.d.	2.024.625	600 HRK	27,86
9	HT-R-A	HT d.d.	81.888.535		42,44
10	IGH-R-A	Institut IGH d.d.	613.709	190 HRK	40,40
11	ILRA-R-A	Ilirija d.d.	301.686	580 HRK	32,11
12	INA-R-A	Ina d.d.	10.000.000	900 HRK	6,08
13	KOEI-R-A	Končar - elektroindustrija d.d.	2.572.119	470 HRK	99,77
14	LEDO-R-A	Ledo d.d.	313.920	380 HRK	51,89
15	LKPC-R-A	Luka Ploče d.d.	422.967	400 HRK	69,42
16	LKRI-R-A	Luka Rijeka d.d.	13.480.475	40 HRK	47,60
17	MDKA-R-A	Medika d.d.	30.194	6780 HRK	11,02
18	MGMA-R-A	Magma d.d.	4.874.160	10 HRK	40,26
19	OPTE-R-A	OT-OPTIMA TELEKOM d.d.	63.556.808	10 HRK	40,66
20	PODR-R-A	Podravka d.d.	7.120.003	220 HRK	77,91
21	PTKM-R-A	Petrokemija d.d.	12.871.180	30 HRK	20,15
22	RIVP-R-A	VALAMAR RIVIERA d.d.	126.027.542		49,27
23	TPNG-R-A	TANKERSKA NEXT GENERATION d.d.	8.733.345		48,84
24	ULPL-R-A	Uljanik Plovidba d.d.	580.000	400 HRK	82,83

No..	Symbol	Issuer	Listed quantity	Nominal value	Free float (%)
25	ULJN-R-A	ULJANIK, d. d.	3.356.250	30 HRK	79,22
26	VART-R-1	Varteks d. d.	2.220.807	50 HRK	61,47
27	VIRO-R-A	VIRO TVORNICA ŠEĆERA d.d.	1.386.667		27,12
28	ZB-R-A	Zagrebačka burza d.d.	4.635.700	10 HRK	79,79
Regular market					
29	3MAJ-R-A	3. MAJ Brodogradilište d. d.	1.462.140	100 HRK	14,54
30	ACI-R-A	ACI d. d.	111.060	3600 HRK	14,67
31	ADRS-P-A	Adris grupa d.d.	6.784.100	10 HRK	100,00
32	ADRS-R-A	Adris grupa d.d.	9.615.900	10 HRK	51,08
33	AGMM-R-A	AgromediMurje d.d.	37.390	1400 HRK	20,62
34	AMDN-R-A	Apartmani Medena d.d.	765.376	300 HRK	84,71
35	ATLN-R-A	Excelsa nekretnine d.d.	3.335.801	HRK	14,17
36	ATPL-R-A	Atlantska plovidba d.d.	1.395.520	300 HRK	73,92
37	AUHR-R-A	Auto Hrvatska d.d. Zagreb	600.000	100 HRK	61,34
38	BD62-R-A	Badel 1862 d.d.	752.106	100 HRK	30,58
39	BDMR-R-A	Brodmerkur d.d.	99.331	1900 HRK	7,09
40	BLKL-R-A	Bilokalnik-IPA d.d.	499.582	300 HRK	6,31
41	BLJE-R-A	Belje d.d. Darda	8.215.487	40 HRK	42,99
42	BPBA-R-A	J&T banka d.d.	1.787.111	HRK	46,50
43	BRIN-R-A	ZAIF Breza d.d.	506.000	30 HRK	30,95
44	BRNK-R-A	Brionka d. d.	132.410	380 HRK	32,12
45	CKML-R-A	Čakovečki mlinovi d.d.	105.000	740 HRK	54,32
46	CRAL-R-A	Croatia airlines d.d.	9.899.755	10 HRK	3,20
47	CTKS-R-A	Čateks d.d.	246.201	200 HRK	56,13
48	DALS-R-A	Dalma d.d.	1.241.157	370 HRK	6,15
49	DDJH-R-A	ĐURO ĐAKOVIĆ GRUPA d.d.	7.596.684	20 HRK	38,33
50	DTR-R-A	DTR d.d.	107.850	370 HRK	8,70
51	DUPM-R-A	Dubrovačko primorje d.d.	354.410	300 HRK	8,08
52	ELKL-R-A	Elektrometal d.d.	83.867	10 HRK	58,20
53	ELKP-R-A	Elektroprojekt d.d.	89.800	380 HRK	58,48
54	ELPR-R-A	Elektropromet d.d.	334.860	300 HRK	41,64
55	ERNT-R-A	Ericsson Nikola Tesla d.d.	1.331.650	100 HRK	50,83
56	FMPS-R-A	ZAIF Proprius d.d.	2.003.172	60 HRK	50,47
57	FNVC-R-A	Finvest Corp d. d.	617.751	250 HRK	9,26
58	HBRL-R-A	Hoteli Brela d.d.	14.354.170	10 HRK	10,42
59	HBVD-R-A	Hoteli Baška voda d.d.	286.383	80 HRK	7,72
60	HDEL-R-A	Hidroelektra niskogradnja d.d.	623.881	50 HRK	51,36
61	HHLD-R-A	Hoteli Haludovo Malinska d.d.	10.732.908	20 HRK	21,62
62	HIMR-R-A	Imperial d.d.	635.855	400 HRK	45,29
63	HJDR-R-A	Hoteli Jadran d.d.	107.115	700 HRK	13,44
64	HMAM-R-A	Hoteli Makarska d.d.	1.119.470	200 HRK	9,92

No..	Symbol	Issuer	Listed quantity	Nominal value	Free float (%)
65	HMDN-R-A	Hotel Medena d.d.	393.800	130 HRK	17,07
66	HMST-R-A	Hoteli Maestral d.d.	515.720	200 HRK	17,38
67	HPDG-R-A	MEDORA HOTELI I LJETOVALIŠTA d.d.	5.266.250	10 HRK	25,53
68	HTCP-R-A	Hoteli Tučepi, d.d.	548.200	300 HRK	8,59
69	HTPK-R-A	HTP Korčula d.d.	2.468.869	50 HRK	42,48
70	HTPO-R-A	HTP Orebić d.d.	475.820	100 HRK	13,71
71	HUPZ-R-A	HUP - Zagreb d.d.	431.992	500 HRK	34,89
72	HVDC-R-A	Hoteli Vodice d.d.	468.634	HRK	14,27
73	HZLA-R-A	Hoteli Zlatni rat d.d.	725.519	360 HRK	25,10
74	HZVG-R-A	Hoteli Živogošće d.d.	302.760	10 HRK	26,48
75	IKBA-P-A	Istarska kreditna banka Umag d.d.	3.026	1100 HRK	56,08
76	IKBA-R-A	Istarska kreditna banka Umag d.d.	144.974	1100 HRK	50,79
77	IMZV-R-A	Imunološki zavod d.d.	225.284	380 HRK	26,59
78	INGR-R-A	Ingra d.d.	13.545.200	HRK	90,47
79	IPKK-R-A	Termes grupa d.d.	715.090	100 HRK	10,40
80	ISTR-R-A	ISTRA d.d.	64.980	1700 HRK	15,72
81	JDGT-R-A	Jadroagent d.d.	110.845	450 HRK	100,00
82	JDOS-R-A	Jadransko osiguranje d.d.	125.000	400 HRK	64,01
83	JDPL-R-A	Jadroplov d.d.	1.636.674	110 HRK	29,36
84	JDRF-R-A	Jadran film d.d.	163.470	100 DEM	11,73
85	JDTC-R-A	Jadran d.d.	141.633	300 HRK	27,46
86	JLSA-R-A	Jelsa d.d.	1.343.473	70 HRK	3,19
87	JMNC-R-A	Jamnica d.d.	22.126	3800 HRK	18,52
88	JNAF-R-A	Janaf d.d.	1.007.658	2830 HRK	8,64
89	KABA-P-A	Karlovačka banka d.d.	10.824	100 HRK	34,32
90	KABA-R-A	Karlovačka banka d.d.	1.328.233	10 HRK	66,54
91	KBZ-R-A	Kreditna banka Zagreb d.d.	1.937.753	100 HRK	21,90
92	KMSK-R-A	KAMENSKO d.d. u stečaju	212.671	400 HRK	60,26
93	KODT-P-A	Končar - distributivni i specijalni transformatori d.d.	61.428	300 HRK	90,26
94	KODT-R-A	Končar - distributivni i specijalni transformatori d.d.	194.188	300 HRK	26,99
95	KOES-R-A	Koestlin d.d.	130.276	700 HRK	12,01
96	KOKA-R-A	Koka d.d.	903.220	200 HRK	7,62
97	KOSK-P-A	Končar - sklopna postrojenja d.d.	40.718	130 HRK	79,50
98	KOSK-R-A	Končar - sklopna postrojenja d.d.	82.502	130 HRK	8,15
99	KRAS-R-A	Kraš d.d.	1.373.621	400 HRK	49,18
100	KTJV-R-A	Kutjevo d.d.	5.726.429	50 HRK	6,71
101	KTKS-R-A	Koteks d.d.	669.467	50 HRK	9,77
102	LPLH-R-A	Lošinjska plovidba - holding d.d.	662.416	350 HRK	43,32
103	LRHC-R-A	FTB TURIZAM d.d.	302.641	670 HRK	13,15
104	LRH-R-A	Liburnia Riviera Hoteli d.d.	302.641	2300 HRK	24,99

No..	Symbol	Issuer	Listed quantity	Nominal value	Free float (%)
105	LURA-R-A	Dukat d.d.	3.000.000	100 HRK	6,30
106	MAIS-R-A	Maistra d. d.	10.944.339	HRK	10,89
107	MIV-R-A	MIV d.d.	15.018	3700 HRK	42,07
108	MRSK-R-A	MARASKA d.d.	998.833	70 HRK	2,50
109	NVBA-R-A	Nava banka d.d. u stečajju	426.981	30 HRK	32,01
110	OLVD-R-A	Olympia Vodice d.d.	468.786	HRK	6,47
111	PAN-R-A	PAN - TRGOPROMET d.d. u stečajju	532.207	100 HRK	7,19
112	PBZ-R-A	PBZ d.d.	19.074.769	100 HRK	2,19
113	PDBA-R-A	Podravska banka d.d.	668.749	400 HRK	54,72
114	PIKR-R-A	PIK d. d.	202.080	HRK	61,51
115	PIVK-R-A	PIK-Vinkovci d.d.	317.225	400 HRK	32,63
116	PLAG-P-A	Plava laguna d.d.	105.000	1000 HRK	0,00
117	PLAG-R-A	Plava laguna d.d.	546.318	HRK	17,99
118	PLCH-R-A	Palace hotel Zagreb d.d.	126.726	400 HRK	12,64
119	PLJK-R-A	Puljanka d.d.	1.055.558	100 HRK	37,62
120	PUNT-P-A	Pounje d.d.	300.000	10 HRK	0,00
121	PUNT-R-A	Pounje d.d.	1.333.350	10 HRK	77,96
122	QUNE-R-A	Quaestus nekretnine d.d. u likvidaciji	2.255.463	80 HRK	80,96
123	RIZO-R-A	RIZ-odašiljači d.d.	374.179	200 HRK	44,83
124	SAPN-R-A	Saponia d.d.	658.564	HRK	12,22
125	SLPF-R-A	SZAI F d.d.	3.346.418	20 HRK	44,82
126	SLRS-R-A	Solaris d.d.	617.719	300 HRK	7,96
127	SNBA-R-A	Slatinska banka d.d.	918.972	100 HRK	69,35
128	SPVA-R-A	Spačva d.d. Vinkovci	3.776.522	20 HRK	1,77
129	THNK-R-A	Tehnika d.d.	189.460	900 HRK	69,93
130	TISK-R-A	Tisak d.d.	2.386.587	100 HRK	6,80
131	TKPR-R-A	Tekstilpromet d.d.	81.842	400 HRK	54,38
132	TLM-R-A	TLM d.d. u stečajju	1.840.082	HRK	11,96
133	TNKC-R-A	Tankerkomerc d.d.	34.182	1880 HRK	57,64
134	TRFM-R-A	Terra firma d. d.	36.000	100 HRK	22,54
135	TRMD-R-A	Terra Mediterranea d.d.	230.997	100 HRK	56,67
136	TUHO-R-A	Turisthotel d.d.	366.756	580 HRK	62,77
137	VDKT-R-A	Viadukt d.d.	456.813	300 HRK	74,63
138	VDZG-R-A	Vodoprivreda Zagreb d.d.	395.449	100 HRK	7,45
139	VJSN-R-A	Vjesnik d.d.	1.061.683	100 HRK	20,84
140	VLEN-R-B	BRODOGRADILIŠTE VIKTOR LENAC d. d.	16.813.247	10 HRK	15,33
141	VPIK-R-A	Vupik d.d.	1.503.254	40 HRK	37,51
142	ZABA-R-A	Zagrebačka banka d.d.	320.241.955	20 HRK	3,76
143	ZPKL-R-A	Zagrebačke pekarnice Klara d.d.	283.760	400 HRK	24,32
144	ZTNJ-R-A	Žitnjak d.d.	205.643	690 HRK	11,57
145	ZVCV-R-A	Zvečevo d.d.	307.808	200 HRK	37,00

No..	Symbol	Issuer	Listed quantity	Nominal value	Free float (%)
146	ZVZD-R-A	Zvijezda d.d.	100.257	2000 HRK	31,20

4.2 Bonds

Symbol	Issuer	Nominal value	Listed quantity	Coupon rate	Maturity
Official Market					
ATGR-O-216A	Atlantic Grupa d.d.	1 HRK	200.000.000	3,125	17.6.2021
DLKV-O-302A	Dalekovod d.d.	1 HRK	16.177.185	4,000	14.2.2030
DLKV-O-302E	Dalekovod d.d.	1 EUR	1.235.713	4,000	14.2.2030
FNOI-D-177A	Fond za naknadu oduzete imovine	1 EUR	5.908.013	0,000	1.7.2017
FNOI-D-181A	Fond za naknadu oduzete imovine	1 EUR	5.908.013	0,000	1.1.2018
FNOI-D-187A	Fond za naknadu oduzete imovine	1 EUR	5.908.013	0,000	1.7.2018
FNOI-D-191A	Fond za naknadu oduzete imovine	1 EUR	5.908.013	0,000	1.1.2019
FNOI-D-197A	Fond za naknadu oduzete imovine	1 EUR	5.908.013	0,000	1.7.2019
GDST-O-177A	Grad Split	1 EUR	8.200.000	6,000	8.7.2017
HEP-O-17CA	HEP d.d.	1 HRK	700.000.000	6,500	7.12.2017
HP-O-19BA	HP - Hrvatska pošta d.d.	1 HRK	400.000.000	5,125	10.11.2019
IGH-O-176A	Institut IGH d.d.	1 EUR	10.000.000	9,000	6.6.2017
JDGL-O-20CA	JADRAN - GALENSKI LABORATORIJ d. d.	1 HRK	200.000.000	5,813	21.12.2020
JRLN-O-17AA	Jadrolinija	1 EUR	11.000.000	6,500	24.10.2017
MTEL-O-137A	Metronet telekomunikacije d.d.	1 EUR	19.800.000	4,500	19.3.2022
OPTE-O-142A	OT-OPTIMA TELEKOM d.d.	1 HRK	250.000.000	5,250	30.5.2022
RHMF-O-17BA	Ministarstvo financija Republike Hrvatske	1 HRK	4.000.000.000	6,250	25.11.2017
RHMF-O-187A	Ministarstvo financija Republike Hrvatske	1 HRK	6.000.000.000	5,250	10.7.2018
RHMF-O-19BA	Ministarstvo financija Republike Hrvatske	1 EUR	1.000.000.000	5,375	29.11.2019
RHMF-O-203A	Ministarstvo financija Republike Hrvatske	1 HRK	5.000.000.000	6,750	5.3.2020
RHMF-O-203E	Ministarstvo financija Republike Hrvatske	1 EUR	1.000.000.000	6,500	5.3.2020
RHMF-O-217A	Ministarstvo financija Republike Hrvatske	1 HRK	6.000.000.000	2,750	8.7.2021
RHMF-O-222A	Ministarstvo financija Republike Hrvatske	1 HRK	3.000.000.000	2,250	7.2.2022
RHMF-O-227E	Ministarstvo financija Republike Hrvatske	1 EUR	1.000.000.000	6,500	22.7.2022
RHMF-O-247E	Ministarstvo financija Republike Hrvatske	1 EUR	1.400.000.000	5,750	10.7.2024
RHMF-O-257A	Ministarstvo financija Republike Hrvatske	1 HRK	6.000.000.000	4,500	9.7.2025
RHMF-O-26CA	Ministarstvo financija Republike Hrvatske	1 HRK	10.000.000.000	4,250	14.12.2026
RHMF-O-282A	Ministarstvo financija Republike Hrvatske	1 HRK	5.500.000.000	2,875	7.2.2028
RIBA-O-177A	Erste&Steiermärkische Bank d. d.	1 EUR	80.000.000	6,500	18.7.2017
RIBA-O-17BA	Erste&Steiermärkische Bank d. d.	1 HRK	300.000.000	5,875	23.11.2017
ZGHO-O-237A	ZAGREBAČKI HOLDING d.o.o.	1 HRK	1.800.000.000	3,875	15.7.2023
Regular Market					
GROS-O-17AA	Grad Osijek	1 HRK	25.000.000	5,500	30.10.2017
GRVI-O-17AA	Grad Vinkovci	1 HRK	42.000.000	5,500	23.10.2017
LNGU-O-31AE	LANIŠTE d.o.o.	1 EUR	54.985.733	4,500	15.10.2031
NFDA-O-AA0A	NETA Capital Croatia d.d.	1 HRK	1.530.000	8,000	3.12.2018